THE INFORMATION CONTAINED IN THIS DRAWING IS THE SOLE PROPERTY OF L-COM, INC. ANY REPRODUCTION IN PART OR WHOLE WITHOUT THE WRITTEN PERMISSION OF L-COM, INC. IS PROHIBITED.

REVISIONS			
REV	DESCRIPTION	DATE	APPROVED
A	DRAWING REPLACES JMOD4U-1-OD1	10/7/14	D.FRISIELLO



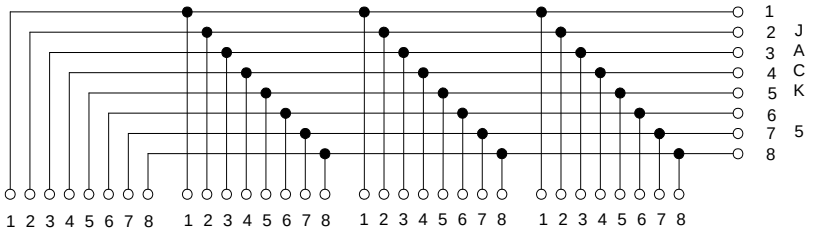

WIRING DIAGRAM

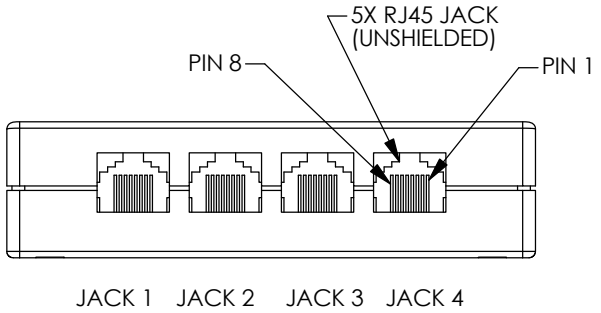

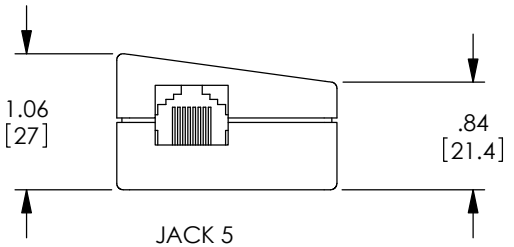

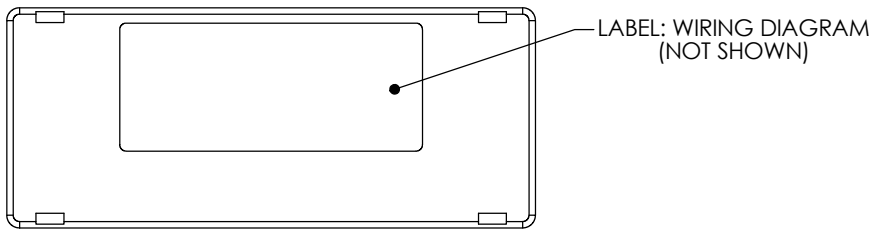

NOTES:

1. ASSEMBLY CONTAINS 2 SELF-ADHERING FOAM STRIPS.
2. INTERNAL CONNECTIONS MADE WITH INTEGRAL CIRCUIT BOARD.
1. COMPONENT SHALL BE TESTED FOR CONTINUITY.
2. COMPONENT SHALL BE INDIVIDUALLY PACKAGED IN ACCORDANCE WITH L-COM SPECIFICATION PS-0031.

REGULATORY COMPLIANCE:
CE2011/65/EU(RoHS DIRECTIVE)

UNLESS OTHERWISE SPECIFIED,
DIMENSIONS ARE IN INCHES [mm]
OVERALL CABLE LENGTH TOLERANCE:
≤12 [305] = +1 [25] / -0
>12 [305] ≤60 [1524] = +2 [51] / -0
>60 [1524] ≤120 [3048] = +4 [102] / -0
>120 [3048] ≤300 [7620] = +6 [152] / -0
>300 [7620] = +5% / -0%
ALL OTHER DIMENSIONAL TOLERANCES:
.X = ± .2 [5.08]
.XX = ± .02 [.51]
.XXX = ±.005 [.13]
PROJECTION

APPROVALS	DATE
DRAWN BY D PARHAM	12/17/2001
CHECKED BY T CLARK	12/17/2001
APPROVED BY R CARRICK	1/21/2002

CONFIGURATION DETAILS OF UNDIMENSIONED FEATURES MAY VARY

COLOR VARIATIONS MAY OCCUR

L-COM Global Connectivity
45 BEECHWOOD DRIVE
NORTH ANDOVER, MA
01845

CATEGORY
TELECOM/MODULAR

PRODUCT DESCRIPTION
SPLITTER 5 RJ45(8X8) JACKS

SIZE	FSCM NO.	DWG. NO.	REV.
A	43321	JMOD4U-1	A

SCALE: NONE | CAD FILE: JMOD4U-1.SLDDRW | SHEET 1 OF 1