Busbar System xEffect

Busbar System xEffect is the modular design system for busbars. xEffect busbars are available as yard goods with 1, 2 or 3 poles. Now, there is a special feature: each bar can easily be extended by one-pole bar as you like. The additional pole can be added completely without tools by easy clamping technique. The lugs or forks in the xEffect bars - available in 10 and 16 mm^2 and all common distances - can be broken out at a predetermined breaking point. There is actually no more flexibility available.

Busbar System xEffect saves time and material
The yard good can be cut with a saw of course. However, there is no need neither for deburring nor for cutting the conductor. Just cut to the required dimension and close with the fitting end cap -ready! The end caps have also breakable edges, which enable further connecting of the Busbar System xEffect. By overlapping assembly, doubling the cross section can be achieved.

Busbar System xEffect in use
Busbar System xEffect is especially well suited for solving flexible busbar applications rack-mounted models in series. Fork-pin combinations for 1+N-applications can be realized by individual combinations - for this also the one-pole version with blue isolation is available besides the one with grey isolation. Even different cross sections can be combined in this case.
Accessories, such as feeder terminals and self adhesive phase marking labels will complete the comfortable total package. Existing contact prevention caps can be used.

Busbar System xEffect at a glance:
- Yard goods can be cut
- No cutting back of copper required
- No deburring required
- Almost no waste during cutting
- End capsavailable with 1- to 4-poles, end caps can be broken out for further extensions
- 4-pole end cap molded in pairs (leftand right)
- Overlapping rail extension possible
- Rails can be extended on demand by 1-pole rails (plug-in technology)
- All step distances
- 10 and 16 mm^2
- Fork and stud
- Lugs can be broken out at any predetermined breaking point
- Self adhesive phase indication labels available
- Contact preventing caps (ZV-BS-G) can be used
- Simple, flexible handling
- All assembly requirements can be covered by the Busbar System xEffect
- Low storage space requirements due to modular system
- Less time consuming (no deburring, no cutting back)
- Individual and self configurable
- Fork-pin combination for 1+N application possible, feeding through rail (terminal clamp) not possible.
- Protected technology

wa_sg05712



wa_sg05812



wa_sg05912



wa_sg06012



Description	Step Distance (mm)	Cu-factor	Type Designation	Article No.	Units per package
xEffect busbar 1m 10mm², 16mm² (Fork) BB-EVF					
for MCBs, RCCBs, RCBOs, SPDs					
• Delivered without end caps					
10 mm²					
• Rated current 63 A					
1-phase	17.8	0.22	BB-EVF-10/1P-1MU	168826	10
	27	0.24	BB-EVF-10/1P-2MU	168830	10
	36	0.24	BB-EVF-10/1P-3MU	168834	10
2-phase	17.8	0.31	BB-EVF-10/2P-1MU	168838	10
	27	0.36	BB-EVF-10/2P-2MU	168840	10
3-phase	17.8	0.46	BB-EVF-10/3P-1MU	168842	10
	27	0.58	BB-EVF-10/3P-2MU	168844	10
	36	0.56	BB-EVF-10/3P-3MU	168850	10
3-phase + AUX					
	3x17.5+1x9	0.58	BB-EVF-10/3P-1MU/AUX	168846	10
	3x17.5+2x9	0.57	BB-EVF-10/3P-1MU2AUX	168848	10
Neutral	17.8	0.22	BB-EVF-10/N-1MU	168828	10
	27	0.24	BB-EVF-10/N-2MU	168832	10
	36	0.24	BB-EVF-10/N-3MU	168836	10
16 mm²					
• Rated current 80 A					
1-phase	17.8	0.33	BB-EVF-16/1P-1MU	168827	10
	27	0.36	BB-EVF-16/1P-2MU	168831	10
	36	0.32	BB-EVF-16/1P-3MU	168835	10
2-phase	17.8	0.46	BB-EVF-16/2P-1MU	168839	10
	27	0.54	BB-EVF-16/2P-2MU	168841	10
3-phase	17.8	0.69	BB-EVF-16/3P-1MU	168843	10
	27	0.87	BB-EVF-16/3P-2MU	168845	10
	36	0.84	BB-EVF-16/3P-3MU	168851	10
3-phase + AUX					
	3x17.5+1x9	0.87	BB-EVF-16/3P-1MU/AUX	168847	10
	3x17.5+2x9	0.86	BB-EVF-16/3P-1MU2AUX	168849	10
Neutral	17.8	0.33	BB-EVF-16/N-1MU	168829	10
	27	0.36	BB-EVF-16/N-2MU	168833	10
	36	0.32	BB-EVF-16/N-3MU	168837	10

wa_sg06112



wa_sg06212



wa_sg06312



wa_sg06412



wa_sg05612



wa_sg05312



wa_sg06512



SG05705



Description	Step Distance (mm)	Cu-factor	Type Designation	Article No.	Units per package
xEffect busbar 1m 10mm², 16mm² (Pin) BB-EVP					
for MCBs, RCCBs, RCBOs, SPDs					
• Delivered without end caps					
10 mm²					
• Rated current 63 A					
1-phase	17.8	0.22	BB-EVP-10/1P-1MU	168852	10
	27	0.24	BB-EVP-10/1P-2MU	168856	10
	36	0.24	BB-EVP-10/1P-3MU	168860	10
2-phase	17.8	0.31	BB-EVP-10/2P-1MU	168864	10
	27	0.36	BB-EVP-10/2P-2MU	168866	10
3-phase	17.8	0.46	BB-EVP-10/3P-1MU	168868	10
	27	0.58	BB-EVP-10/3P-2MU	168870	10
	36	0.56	BB-EVP-10/3P-3MU	168876	10
3-phase + AUX					
	3x17.5+1x9	0.58	BB-EVP-10/3P-1MU/AUX	168872	10
	3x17.5+2x9	0.57	BB-EVP-10/3P-1MU2AUX	168874	10
Neutral	17.8	0.22	BB-EVP-10/N-1MU	168854	10
	27	0.24	BB-EVP-10/N-2MU	168858	10
	36	0.24	BB-EVP-10/N-3MU	168862	10
16 mm²					
• Rated current 80 A					
1-phase	17.8	0.33	BB-EVP-16/1P-1MU	168853	10
	27	0.36	BB-EVP-16/1P-2MU	168857	10
	36	0.32	BB-EVP-16/1P-3MU	168861	10
2-phase	17.8	0.46	BB-EVP-16/2P-1MU	168865	10
	27	0.54	BB-EVP-16/2P-2MU	168867	10
3-phase	17.8	0.69	BB-EVP-16/3P-1MU	168869	10
	27	0.87	BB-EVP-16/3P-2MU	168871	10
	36	0.84	BB-EVP-16/3P-3MU	168877	10
3-phase + AUX					
	3x17.5+1x9	0.87	BB-EVP-16/3P-1MU/AUX	168873	10
	3x17.5+2x9	0.86	BB-EVP-16/3P-1MU2AUX	168875	10
Neutral	17.8	0.33	BB-EVP-16/N-1MU	168855	10
	27	0.36	BB-EVP-16/N-2MU	168859	10
	36	0.32	BB-EVP-16/N-3MU	168863	10

Description	Cu-factor	Type Designation	Article No.	Units per package
Accessories				
End caps, BB-EV-EC				
1-phase	-	BB-EV-EC/1P	168878	40
2+3-phase	-	BB-EV-EC/2-3P	168823	40
4-phase	-	BB-EV-EC/4P	168824	20
Neutral	-	BB-EV-EC/N	168879	20
Terminal BB-EV-TE/35				
	0.04	BB-EV-TE/35	168825	3
Sticker phase sequence				
	-	BB-S-PS	169831	5
Busbar Tag Shrouds ZV-BS-G				
	-	ZV-BS-G	104903	10 / 600

Busbar Systems

Example Plug-in Busbar System



Same connection angle ZV-L1/N (-80A) for L1 and N, turned by 180°



Same connection angle ZV-L2/L3 (-80A) for L2 and L3, turned by 180°



Same connection angle ZV-N-05TE (-80A) for N (CLS6 with 1.5 MU) 50 and 80 A busbar.



Busbar
ZV-SS
ZV-SS-80A

Busbar cover ZV-ADP

End caps ZV-AEK



WA_SG08102



Same connection angle ZV-L1/N (-80A) for L1 and N, turned by 180°

WA_SG07902



Same connection angle ZV-L2/L3 (-80A) for L2 and L3, turned by 180°

WA_SG08002



Same connection angle ZV-N-05TE (-80A) for N (CLS6 with 1.5 MU) 50 and 80 A busbar.

330607



50 A, ZV-SS

SG7997



80 A, ZV-SS-80A

Description		Cu-factor	Type Designation	Article No.	Units per package
Plug-in Busbar System 50A, 80A ZV for PLS., CLS., PKN., PFIM, PFHM (with Auxiliary Switch)					
Connection Angle L1, N					
50 A	10 pcs.	0.005	ZV-L1/N-10	263941	10 / 600
	36 pcs.	0.005	ZV-L1/N-36	263942	36 / 2160
	100 pcs.	0.005	ZV-L1/N-100	263943	100 / 3000
80 A	10 pcs.	0.005	ZV-L1/N-80A-10	263950	10 / 600
	36 pcs.	0.005	ZV-L1/N-80A-36	263951	36 / 2160
	100 pcs.	0.005	ZV-L1/N-80A-100	263952	100 / 3000
Connection Angle L2, L3					
50 A	10 pcs.	0.007	ZV-L2/L3-10	263944	10 / 600
	36 pcs.	0.007	ZV-L2/L3-36	263945	36 / 2160
	100 pcs.	0.007	ZV-L2/L3-100	263946	100 / 3000
80 A	10 pcs.	0.007	ZV-L2/L3-80A-10	263953	10 / 600
	36 pcs.	0.007	ZV-L2/L3-80A-36	263954	36 / 2160
	100 pcs.	0.007	ZV-L2/L3-80A-100	263955	100 / 3000
Connection Angle N (0.5 MU) for PLSM, CLS6 with 1.5 MU					
50 A	10 pcs.	0.005	ZV-N-05TE-10	263947	10 / 600
	36 pcs.	0.005	ZV-N-05TE-36	263948	36 / 2160
80 A	100 pcs.	0.005	ZV-N-05TE-100	263949	100 / 3000
Busbar 1m					
50 A		0.143	ZV-SS	263956	1 / 10
80 A		0.230	ZV-SS-80A	263957	1 / 10
Cover section 1 m for 50+80A			ZV-ADP	263958	1 / 10
End caps for busbar cover			ZV-AEK	263959	10 / 600
Power feed block 35/50mm^2			Z-D80	248269	12 / 120

EATON
Powering Business Worldwide

wa_sg01711



	Description	Cu-factor	Type Designation	Article No.	Units per package
	Busbar block (Fork) Z-GV				
	for PLS., CLS., PKN., PFIM, PFHM, Z-SLS/D01				
	• Delivered with end caps				
	10 mm²				
	• Rated current 63 A				
Phase out type	3-phases 6x PKN.	0.372	Z-GV-10/3P-4TE/17	271081	25
	16 mm²				
	• Rated current 80 A				
	1-phase 16x	0.095	Z-GV-16/1P-1TE/16	271074	50
	2-phases 8x	0.187	Z-GV-16/1P+N-2TE/16	271075	20
	3-phases 2x	0.140	Z-GV-16/3P-3TE/8	271073	40
Phase out type	3-phases 5x	0.357	Z-GV-16/3P-3TE/16 [1]	271076	20
	4-phases 4x	0.444	Z-GV-16/3P+N-4TE/16	271078	15
	1 m Busbar block (Fork) Z-GV				
	for PLS., CLS., PKN., PFIM, PFHM, Z-SLS/D01				
	• Delivered without end caps				
	10 mm²				
	• Rated current 63 A				
	1-phase	0.408	Z-GV-10/1P-1TE	270339	50
	3-phases	0.739	Z-GV-10/3P-3TE	271060	20
	3-phases	0.739	Z-GV-10/3P-4TE	271080	20
	End cap 1-phase		Z-V-AK/1P	104905	10 / 600
Phase out type	End cap 2+3-phases		Z-AK-10/2+3P [2]	271069	10 / 600
	16 mm²				
	• Rated current 80 A				
	1-phase	0.470	Z-GV-16/1P-1TE	271061	50
	1-phase+aux. switch	0.470	Z-GV-16/1P+HS	271062	50
	2-phases	0.657	Z-GV-16/1P+N-2TE	271063	20
	3-phases	1.042	Z-GV-16/3P-3TE	271064	20
	3-phases+aux. switch	0.998	Z-GV-16/3P+HS	271065	20
	4-phases	1.465	Z-GV-16/3P+N-4TE	271066	15
	4-phases	1.522	Z-GV-16/3P+3N-6TE	263142	15
	4-phases	1.050	Z-GV-16/PKPX/4PHAS	116882	10
	End cap 1-phase		Z-V-AK/1P	104905	10 / 600
Phase out type	End cap 2+3-phases		Z-AK-16/2+3P [2]	271070	10 / 600
Phase out type	End cap 4-phases		Z-AK-16/4P [3]	271071	10 / 600
	End cap 4-phases		Z-V-AK/4P	264931	10 / 600

SG05705



Description	Type Designation	Article No.	Units per package
Accessories			
Busbar Tag Shrouds ZV-BS-G			
	ZV-BS-G	104903	10 / 600

[1] Replacement: EVG-16/3PHAS/16MODUL, Art.-No.: 291473
[2] Replacement: BB-EC/2+3P, Art.-No.: 120805
[3] Replacement: Z-V-AK/4P, Art.-No.: 264931

Description of the Busbar Block (Fork) Z-GV

Devices to busbar	Pcs. of the devices	End caps	Type
1-phase			
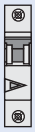	x57 x57 x16	Z-V-AK/1P 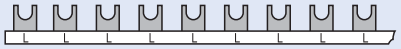	Z-GV-10/1P-1TE Z-GV-16/1P-1TE Z-GV-16/1P-1TE/16
2-phases			
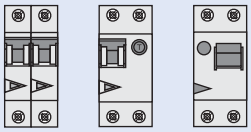	x28 x8	Z-AK-16/2+3P 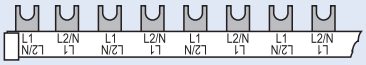	Z-GV-16/1P+N-2TE Z-GV-16/1P+N-2TE/16
3-phases			
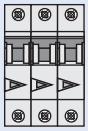	x19 x19 x2 x5	Z-AK-10/2+3P Z-AK-16/2+3P 	Z-GV-10/3P-3TE Z-GV-16/3P-3TE Z-GV-16/3P-3TE/8 Z-GV-16/3P-3TE/16
4-phases			
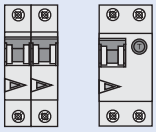	x27	Z-AK-16/4P 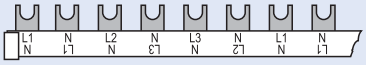	Z-GV-16/3P+3N-6TE
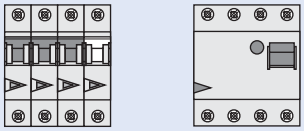	x14 x4	Z-AK-16/4P 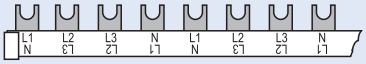	Z-GV-16/3P+N-4TE Z-GV-16/3P+N-4TE/16
For 2-pole Combined RCD/MCB Device, 3-phases			
	x18 x6	Z-AK-10/2+3P 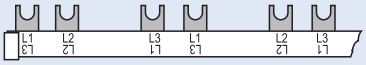	Z-GV-10/3P-4TE Z-GV-10/3P-4TE/17
For 2-pole Combined RCD/MCB Device, 4-phases			
	x18	Z-V-AK/4P 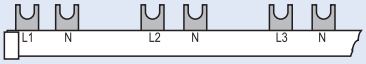	Z-GV-16/PKPX/4PHAS
1-phase + Auxiliary Switch			
	x38	Z-V-AK/1P 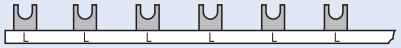	Z-GV-16/1P+HS
3-phases + Auxiliary Switch			
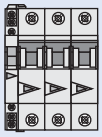	x16	Z-AK-16/2+3P 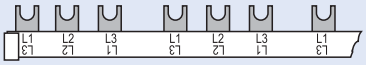	Z-GV-16/3P+HS

Powering Business Worldwide

wa_sg01611



Description	Cu-factor	Type Designation	Article No.	Units per package
Busbar block (Fork and Pin) Z-GSV-16/				
for PLS.1N (1.5MU)				
• Delivered with end caps				
10 mm²				
• Rated current 63 A				
4-phases	0.208	Z-GSV-10/FI+EH+2XLS1N	113138	10
4-phases	0.277	Z-GSV-10/FI+EH+4XLS1N	113139	10
16 mm²				
• Rated current 80 A				
2-phases 9x	0.179	Z-GSV-16/1P+N/9	271077	15
4-phases 3x	0.408	Z-GSV-16/3P+3N/9	271079	15
1 m **Busbar block (Fork and Pin) Z-GSV-16/**				
for PLS.1N (1.5MU)				
• Delivered without end caps				
16 mm²				
• Rated current 80 A				
2-phases	0.585	Z-GSV-16/1P+N	271067	10
4-phases	1.840	Z-GSV-16/3P+3N	271068	10
4-phases	2.196	Z-GSV-16/FI+EH+KR+30XLS1N	113137	7
Phase out type End cap 2+3-phases		Z-AK-16/2+3P [1]	271070	10 / 600
Phase out type End cap 4-phases		Z-AK-16/4P [2]	271071	10 / 600
End cap 4-phases		Z-V-AK/4P	264931	10 / 600

Devices to busbar	Pcs. of the devices	End caps		Type
4-phases 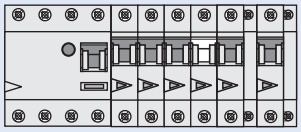		Z-V-AK/4P	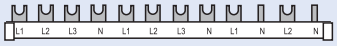	Z-GSV-10/FI+EH+2XLS1N
4-phases 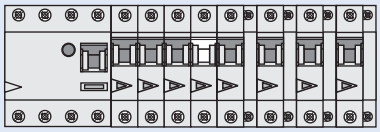		Z-V-AK/4P		Z-GSV-10/FI+EH+4XLS1N
2-phases 	x37 x9	Z-AK-16/2+3P		Z-GSV-16/1P+N Z-GSV-16/1P+N/9
4-phases 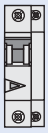	x37 x9	Z-AK-16/4P		Z-GSV-16/3P+3N Z-GSV-16/3P+3N/9
4-phases 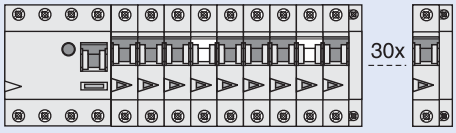	30x	Z-V-AK/4P	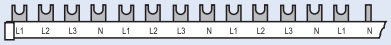	Z-GSV-16/FI+EH+KR+30XLS1N

[1] Replacement: BB-EC/2+3P, Art.-No.: 120805
[2] Replacement: Z-V-AK/4P, Art.-No.: 264931

xPole

EATON Powering Business Worldwide

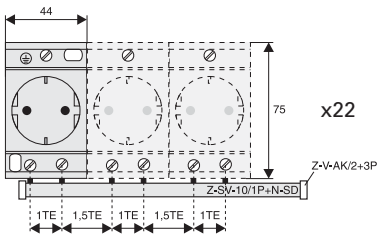

Description	Cu-factor	Type Designation	Article No.	Units per package
1 m **Busbar block (Pin) Z-SV...-SD**				
for Protected Earth Socket Z-SD230				
• Delivered with end caps				
10 mm²				
• Rated current 50 A				
2-phases	0.588	Z-SV-10/1P+N-SD	269526	10
End cap		Z-V-AK/2+3P	264930	10 / 600

Powering Business Worldwide

WA_SG11302



Description	Cu-factor	Type Designation	Article No.	Units per package
Busbar block 13MU (Pin) Z-SV-10/				
for PLN. (1MU), Z-SI				
• Delivered with end caps				
10 mm²				
• Rated current 50 A				
1-phase straight grey	0.055	Z-SV-10/1P-1TE/13	264916	10
1-phase straight blue	0.055	Z-SV-10/N-1TE/13	264917	10
1-phase crosswise grey	0.055	Z-SV-10/1P-F/13	264918	10
1-phase crosswise blue	0.055	Z-SV-10/N-F/13	264919	10
2-phases	0.126	Z-SV-10/2P-2TE/13	264922	10
3-phases	0.203	Z-SV-10/3P-3TE/13	264924	10
4-phases	0.258	Z-SV-10/3P+N-4TE/12	264926	10
4-phases (for PLN.)	0.258	Z-SV-10/3P+3N-3TE/13	264927	10

WA_SG11502



1 m **Busbar block (Pin) Z-SV-16/**				
for PLN. (1MU), Z-SI				
• Delivered without end caps				
16 mm²				
• Rated current 63 A				
1-phase straight grey	0.385	Z-SV-16/1P-1TE	264912	25
1-phase straight blue	0.385	Z-SV-16/N-1TE	264913	25
1-phase crosswise grey	0.385	Z-SV-16/1P-1TE/F	269523	25
1-phase crosswise blue	0.385	Z-SV-16/N-1TE/F	269524	25
2-phases	0.941	Z-SV-16/2P-2TE	264923	10
3-phases (for PLN.)	1.326	Z-SV-16/2P+2N-2TE	264914	7
3-phases	1.422	Z-SV-16/3P-3TE	264925	10
4-phases	2.177	Z-SV-16/3P+N-4TE	264928	7
4-phases (for PLN.)	1.807	Z-SV-16/3P+3N-3TE	264915	7

Description	Type Designation	Article No.	Units per package
Accessories			
End Caps, Z-V-AK/			
2+3-phases	Z-V-AK/2+3P	264930	10 / 600
4-phases	Z-V-AK/4P	264931	10 / 600

wa_sg05413



Extension Terminal 6 - 25 mm², Z-EK/25

- for busbar type Z-SV

wa_sg02512



long, straight	Z-EK/25	264935	10 / 600
short, straight	Z-EK/25/K	269525	10 / 600
long, crosswise	Z-EK/25/QL	264937	10 / 600
short, crosswise	Z-EK/25/Q	264936	10 / 600

Busbar Tag Shrouds ZV-BS-G

SG05705



	ZV-BS-G	104903	10 / 600

Description of the Busbar Block (Pin) Z-SV

Devices to busbar	Pcs. of the devices	End caps	Type
1-phase + 2-phases			
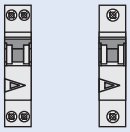	x13 x56		Z-SV-10/1P-F/13 Z-SV-16/1P-1TE/F
	x13 x56	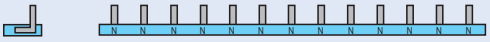	Z-SV-10/N-F/13 Z-SV-16/N-1TE/F
	x13 x56	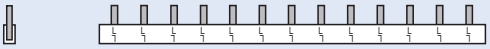	Z-SV-10/1P-1TE/13 Z-SV-16/1P-1TE
	x13 x56	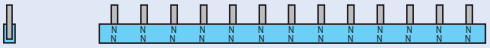	Z-SV-10/N-1TE/13 Z-SV-16/N-1TE
2-phases			
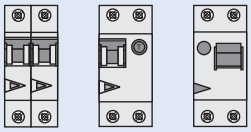	x6 x28	Z-V- AK/2+3P 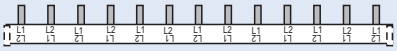	Z-SV-10/2P-2TE/13 Z-SV-16/2P-2TE
3-phases			
	x56	Z-V- AK/2+3P 	Z-SV-16/2P+2N-2TE
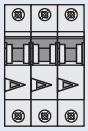	x4 x19	Z-V- AK/2+3P 	Z-SV-10/3P-3TE/13 Z-SV-16/3P-3TE
4-phases			
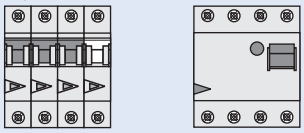	x3 x14	Z-V- AK/4P 	Z-SV-10/3P+N-4TE/12 Z-SV-16/3P+N-4TE
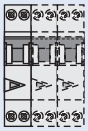	x13 x56	Z-V- AK/2+3P 	Z-SV-10/3P+3N-3TE/13 Z-SV-16/3P+3N-3TE

Example

Z-SV-10/1P-F/13, Z-SV-16/1P-1TE/F
Z-SV-10/N-F/13, Z-SV-16/N-1TE/F

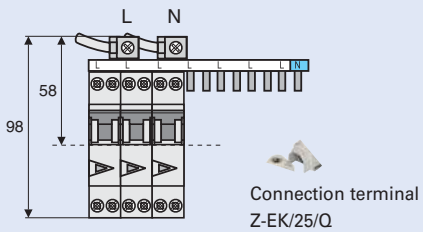

Connection terminal
Z-EK/25/Q

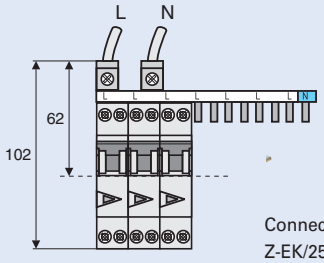

Connection terminal
Z-EK/25/K

Z-SV-.. 2-phasig bis 4-phasig

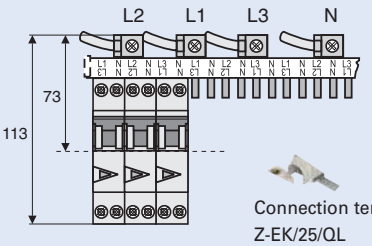

Connection terminal
Z-EK/25/QL

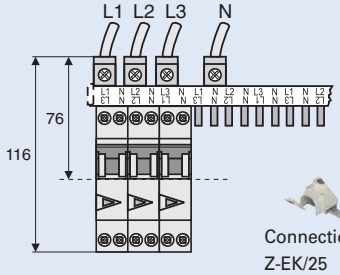

Connection terminal
Z-EK/25

xPole

Powering Business Worldwide

SG4700



Description	Cu-factor	Type Designation	Article No.	Units per package
Busbar block 12MU (Fork + Pin) Z-GSV-10/				
for PLN. (1MU) + RCD				
• Delivered with end caps				
10 mm²				
• Rated current 63 A				
below				
2-phases, RCD-2p + 4xPLN	0.07	Z-GSV-10/1P+N-NL/6	274297	10 / 200
2-phases, RCD-2p + 10xPLN	0.131	Z-GSV-10/1P+N/12-U	274299	10 / 100
4-phases, RCD-4p + 4xPLN	0.13	Z-GSV-10/3P+N-NL/8	116858	10
4-phases, RCD-4p + 8xPLN	0.463	Z-GSV-10/3P+N/12-U	274400	10 / 100
4-phases, RCD-4p + 3xPLS.. + 5xPLN	0.463	Z-GSV-10/3P+N/12H-U	274401	10 / 100
above				
2-phases, RCD-2p + 10xPLN	0.131	Z-GSV-10/1P+N/12-O	274402	10 / 100
4-phases, RCD-4p + 8xPLN	0.463	Z-GSV-10/3P+N/12-O	274403	10 / 100

Devices to busbar	Pcs. of the devices	End caps	Type
2-phases	4xPLN	Z-V-AK/2+3P	Z-GSV-10/1P+N-NL/6
	x10	Z-V-AK/2+3P	Z-GSV-10/1P+N/12-O
		Z-V-AK/2+3P	Z-GSV-10/1P+N/12-U
4-phases	x5	Z-V-AK/4P	Z-GSV-10/3P+N/12H-U
	x8	Z-V-AK/4P	Z-GSV-10/3P+N/12-O
		Z-V-AK/4P	Z-GSV-10/3P+N/12-U
	4xPLN	Z-V-AK/4P	Z-GSV-10/3P+N-NL/8

Powering Business Worldwide

wa_sg14303



Description	Cu-factor	Type Designation	Article No.	Units per package
Busbar block 13MU (Fork + Pin) Z-GSV-10/				
for 1x RCD + PLG. (1MU)				
• Do not cut!				
10 mm²				
• Rated current 63 A				
above				
2-phases, RCD-2p + 11xPLG	0.251	Z-GSV-10/1P+N-F/13	264920	10
4-phases, RCD-4p + 9xPLG	0.439	Z-GSV-10/3P+N-F/13	264921	10

Devices to busbar	Pcs. of the devices		Type
2-phases	x11		Z-GSV-10/1P+N-F/13
4-phases	x9	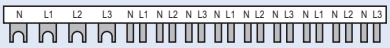	Z-GSV-10/3P+N-F/13

wa_sg02512



Description	Type Designation	Article No.	Units per package
Accessories			
Extension Terminal 6 - 25 mm², Z-EK/25			
long, straight	Z-EK/25	264935	10 / 600
long, crosswise	Z-EK/25/QL	264937	10 / 600
Busbar Tag Shrouds ZV-BS-G			
	ZV-BS-G	104903	10 / 600

SG05705



SG07106



Description	Cu-factor	Type Designation	Article No.	Units per package
Busbar block (Pin) Z-SV-10/1P+N-F/				
for 1x PFGC + PLGC. (1MU)				
• Do not cut!				
10 mm²				
• Rated current 63 A				
• 2-phases				
PFGC + 4x PLGC	0.105	Z-SV-10/1P+N-F/6	107944	10 / 100
PFGC + 7x PLGC	0.155	Z-SV-10/1P+N-F/9	107943	10 / 100
PFGC + 11x PLGC	0.22	Z-SV-10/1P+N-F/13	107942	10 / 100

Devices to busbar	Pcs. of the devices		Type
2-phases	x4		Z-SV-10/1P+N-F/6
	x7		Z-SV-10/1P+N-F/9
	x11		Z-SV-10/1P+N-F/13

SG05705



Description	Type Designation	Article No.	Units per package
Busbar Tag Shrouds ZV-BS-G			
	ZV-BS-G	104903	10 / 600

xPole

EATON
Powering Business Worldwide

wa_sg03511



Phases	MU	Cu-factor	Type Designation	Article No.	Units per package
Busbar block UL489 (Pin), Z-SV/UL-16/					
for FAZ-NA, FAZ-RT					
• Do not cut!					
16 mm²					
• Rated current 80 A					
1-phase	6MU	0.035	Z-SV/UL-16/1P-1TE/6	104892	10 / 200
1-phase	12MU	0.070	Z-SV/UL-16/1P-1TE/12	104893	10 / 200
1-phase	18MU	0.105	Z-SV/UL-16/1P-1TE/18	104894	10 / 40
2-phases	6MU	0.070	Z-SV/UL-16/2P-2TE/6	104895	10 / 200
2-phases	12MU	0.140	Z-SV/UL-16/2P-2TE/12	104896	10 / 200
2-phases	18MU	0.210	Z-SV/UL-16/2P-2TE/18	104897	10 / 40
3-phases	6MU	0.140	Z-SV/UL-16/3P-3TE/6	104898	10 / 200
3-phases	12MU	0.221	Z-SV/UL-16/3P-3TE/12	104899	10 / 200
3-phases	18MU	0.332	Z-SV/UL-16/3P-3TE/18	104900	10 / 40

Devices to busbar	Pcs. of the devices		Type
1-phase			
	x6		Z-SV/UL-16/1P-1TE/6
	x12	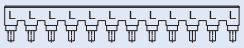	Z-SV/UL-16/1P-1TE/12
	x18		Z-SV/UL-16/1P-1TE/18
2-phases			
	x3	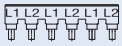	Z-SV/UL-16/2P-2TE/6
	x6	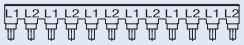	Z-SV/UL-16/2P-2TE/12
	x9	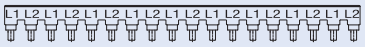	Z-SV/UL-16/2P-2TE/18
3-phases			
	x2	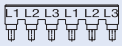	Z-SV/UL-16/3P-3TE/6
	x4	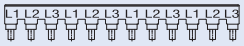	Z-SV/UL-16/3P-3TE/12
	x6	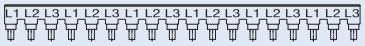	Z-SV/UL-16/3P-3TE/18

Description	Cu-factor	Type Designation	Article No.	Units per package
Accessories				
Extension Terminal 35 mm² UL489, Z-EK/35/UL				
2.5-35mm², AWG 14-2	0.035	Z-EK/35/UL	104901	3 / 180
Busbar Tag Shrouds UL489, ZV-BS-UL				
for 3 pins		ZV-BS-UL	104904	10 / 600

SG07506



SG07706



Powering Business Worldwide

wa_sg03611



wa_sg05913, SG4800



Phase out type

Description	Cu-factor	Type Designation	Article No.	Units per package
Busbar block (Pin) Z-SV-16/3P				
for Z-SLS, PLHT, D0.-SO/.. (1.5MU)				
• Delivered without end caps				
16 mm²				
• Rated current 80 A				
3-phases	0.84	Z-SV-16/3P	271072	20
End cap		Z-AK-16/2+3P [1]	271070	10 / 600
Extension terminal 6-50mm²		Z-EK/50	264934	3 / 180

[1] Replacement: BB-EC/2+3P, Art.-No.: 120805

wa_sg03711



SG4800



Description	Cu-factor	Type Designation	Article No.	Units per package
Busbar block (Pin) Z-SV-35				
for Z-SLS, PLHT, D0.-SO/.. (1.5MU), PLHT-V (1.5MU)				
• Delivered without end caps				
35 mm²				
• Rated current 110 A				
1-phase crosswise grey	0.83	Z-SV-35/1P	113135	1
3-phases	2.74	Z-SV-35/3P	264938	4
3-phases	2.74	Z-SV-35/PLHT-V	264939	4
4-phases*	1,57	Z-SV-35/3P+N-6TE	263110	4
End cap		Z-V-35/AK/3P	264932	10 / 600

* delivered with end caps

wa_sg05513



Description	Type Designation	Article No.	Units per package
Accessories			
Extension Terminal Z-EK/95			
• 25-95 mm² single-/multi-wired			
• 16-70 mm² fine-wired with wire end ferrule			
for Z-SV-35/1P	Z-EK/95-1	113136	3 / 90
for Z-SV-... 3-phases	Z-EK/95	264933	3 / 90
for Z-SV-35/3P+N	Z-EK/95-3N	264911	4 / 120

Devices to busbar	Pcs. of the devices	End caps	Type
1-phase			
	x36	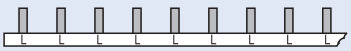	Z-SV-35/1P
3-phases			
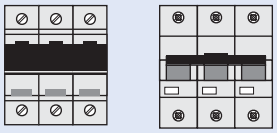	x12	Z-AK-16/2+3P 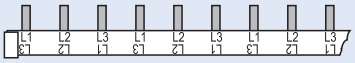	Z-SV-16/3P
		Z-V-35AK/3P 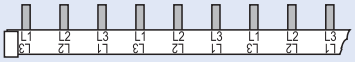	Z-SV-35/3P
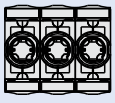			
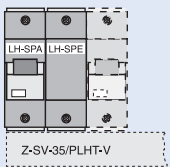	x33	Z-V-35AK/3P 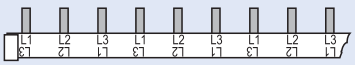	Z-SV-35/PLHT-V
4-phases			
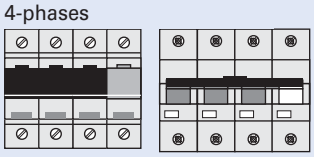	x4	Z-V-35AK/3P 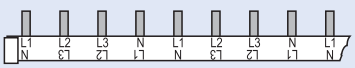	Z-SV-35/3P+N-6TE

Powering Business Worldwide

Wa_sg02902



Wa_sg01602



WA_SG02902



Euro-Vario-Busbar (Fork) EVG

for PLS., CLS., PKN., PFIM, PFHM, PFNM

- No end caps necessary
- Do not cut!

10 mm²

- Rated current 63 A

Phases	MU	Cu-factor	Type Designation	Article No.	Units per package
1-phase	2	0.015	EVG-1PHAS/2MODUL	215646	40 / 800
1-phase	6	0.039	EVG-1PHAS/6MODUL	215638	40 / 800
1-phase	12	0.075	EVG-1PHAS/12MODUL	215637	40 / 400
2-phases	4	0.051	EVG-2PHAS/4MODUL	268220	20 / 400
2-phases	6	0.079	EVG-2PHAS/6MODUL	215642	20 / 400
2-phases	12	0.150	EVG-2PHAS/12MODUL	215641	20 / 200
3-phases	6	0.086	EVG-3PHAS/6MODUL	215640	20 / 400
3-phases	9	0.128	EVG-3PHAS/9MODUL	215645	20 / 200
3-phases	12	0.168	EVG-3PHAS/12MODUL	215639	20 / 200
3-phases	16	0.230	EVG-3PHAS/16MODUL	285381	20
3-phases	20	0.310	EVG-3PHAS/20MODUL	285383	20 / 180
4-phases	16	0.320	EVG-3P+3N/16MODUL	105215	20
4-phases	18	0.350	EVG-3P+3N/18MODUL	274161	20
4-phases	8	0.219	EVG-4PHAS/8MODUL	215644	10 / 100
4-phases	12	0.324	EVG-4PHAS/12MODUL	215643	10 / 100

for 2-pole Combined RCD/MCB Device with a width of 3MU

1-phase	2-5	0.045	EVG-1PHAS/N/2-5MODUL/FILS	285384	40 / 800

for combination RCD/MCBs with RCD 4-pole

3-phases	4+5	0.138	EVG-3PHAS/N/5MODUL/LS	215659	20 / 200
3-phases	4+8	0.188	EVG-3PHAS/N/8MODUL/LS	215660	20 / 200

for applications with Auxiliary Switch

1-phase	2.5	0.025	EVG-1PHAS/2MODUL/HI	215655	40 / 200
1-phase	13	0.096	EVG-1PHAS/9MODUL/HI	215656	40
2-phases	4.5	0.053	EVG-2PHAS/4MODUL/HI	219573	20 / 400
2-phases	12	0.160	EVG-2PHAS/10MODUL/HI	215657	20
3-phases	6.5	0.100	EVG-3PHAS/6MODUL/HI	216411	20 / 200
3-phases	13.5	0.200	EVG-3PHAS/12MODUL/HI	215658	20

16 mm²

- Rated current 80 A

1-phase	2	0.023	EVG-16/1PHAS/2MODUL	291464	40 / 800
1-phase	6	0.059	EVG-16/1PHAS/6MODUL	291465	40 / 800
1-phase	12	0.113	EVG-16/1PHAS/12MODUL	291466	40 / 400
2-phases	4	0.080	EVG-16/2PHAS/4MODUL	291467	20 / 400
2-phases	6	0.120	EVG-16/2PHAS/6MODUL	291468	20 / 400
2-phases	12	0.225	EVG-16/2PHAS/12MODUL	291469	20 / 200
3-phases	6	0.112	EVG-16/3PHAS/6MODUL	291470	20 / 400
3-phases	9	0.163	EVG-16/3PHAS/9MODUL	291471	20 / 200
3-phases	12	0.218	EVG-16/3PHAS/12MODUL	291472	20 / 200
3-phases	16	0.300	EVG-16/3PHAS/16MODUL	291473	20 / 80
3-phases	20	0.363	EVG-16/3PHAS/20MODUL	291474	10 / 100
4-phases	8	0.200	EVG-16/4PHAS/8MODUL	291475	10 / 100
4-phases	12	0.284	EVG-16/4PHAS/12MODUL	291476	10 / 100

for 2-pole Combined RCD/MCB Device with a width of 3MU

4-phases	18	0.260	EVG-16/4PHAS/L-N-X/6PC	116880	10
4-phases	24	0.360	EVG-16/4PHAS/L-N-X/8PC	116881	10

for combination RCD/MCBs with RCD 4-pole

3-phases	4+5	0.179	EVG-16/3PHAS/N/5MODUL/LS	291477	20 / 200
3-phases	4+8	0.244	EVG-16/3PHAS/N/8MODUL/LS	291478	20 / 200

Powering Business Worldwide

WA_SG01602



Phases	MU	Cu-factor	Type Designation	Article No.	Units per package
for applications with Auxiliary Switch					
1-phase	2.5	0.038	EVG-16/1PHAS/2MODUL/HI	291479	40 / 800
1-phase	8.5	0.105	EVG-16/1PHAS/6MODUL/HI	291480	40 / 400
1-phase	13	0.162	EVG-16/1PHAS/9MODUL/HI	291481	40 / 160
2-phases	4.5	0.080	EVG-16/2PHAS/4MODUL/HI	291482	20 / 400
2-phases	7	0.120	EVG-16/2PHAS/6MODUL/HI	291483	20 / 200
2-phases	12	0.200	EVG-16/2PHAS/10MODUL/HI	291484	20 / 200
3-phases	6.5	0.130	EVG-16/3PHAS/6MODUL/HI	291485	20 / 200
3-phases	13.5	0.260	EVG-16/3PHAS/12MODUL/HI	291486	20 / 80
3x1-phase	8.5	0.231	EVG-16/3x1PHAS/6MODUL/HI	291487	20 / 200
3x1-phase	11.5	0.300	EVG-16/3x1PHAS/8MODUL/HI	291488	20 / 200
3x1-phase	13	0.344	EVG-16/3x1PHAS/9MODUL/HI	291489	20 / 80

Description of the Euro-Vario-Busbar (Fork) EVG

Devices to busbar	Pieces of the devices	Type
1-phase		
	x2 x6 x12 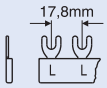	EVG-../1PHAS/2MODUL EVG-../1PHAS/6MODUL EVG-../1PHAS/12MODUL
2-phases		
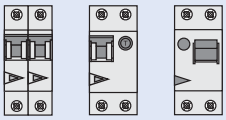	x2 x3 x6 	EVG-../2PHAS/4MODUL EVG-../2PHAS/6MODUL EVG-../2PHAS/12MODUL
3-phases		
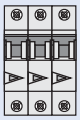	x2 x3 x4 x5 x6 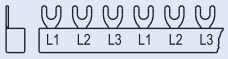	EVG-../3PHAS/6MODUL EVG-../3PHAS/9MODUL EVG-../3PHAS/12MODUL EVG-../3PHAS/16MODUL EVG-../3PHAS/20MODUL
4-phases		
	x8 x9 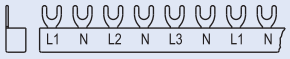	EVG-3P+3N/16MODUL EVG-3P+3N/18MODUL
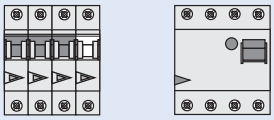	x2 x3 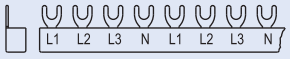	EVG-../4PHAS/8MODUL EVG-../4PHAS/12MODUL
For 2-pole Combined RCD/MCB Device, 1-phase		
	x2 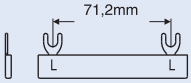	EVG-1PHAS/2-5MODUL/FILS
For 2-pole Combined RCD/MCB Device, 4-phases		
	x6 x8 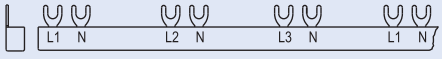	EVG-16/4PHAS/L-N-X/6PC EVG-16/4PHAS/L-N-X/8PC
For combination RCD/MCBs with RCD 4-pole, 3-phases		
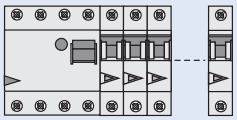	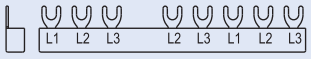	EVG-3PHAS/N/5MODUL/LS
	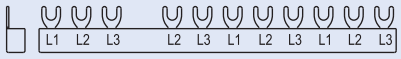	EVG-3PHAS/N/8MODUL/LS
	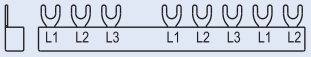	EVG-16/3PHAS/N/5MODUL/LS
	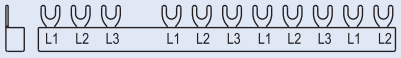	EVG-16/3PHAS/N/8MODUL/LS
1-phase + Auxiliary Switch		
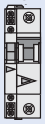	x2 x6 x9 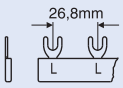	EVG-../1PHAS/2MODUL/HI EVG-16/1PHAS/6MODUL/HI EVG-../1PHAS/9MODUL/HI
	x6 x8 x9 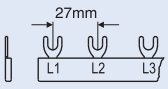	EVG-16/3x1PHAS/6MODUL/HI EVG-16/3x1PHAS/8MODUL/HI EVG-16/3x1PHAS/9MODUL/HI
2-phases + Auxiliary Switch		
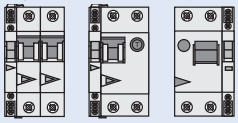	x2 x3 x5 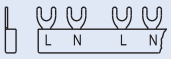	EVG-../2PHAS/4MODUL/HI EVG-16/2PHAS/6MODUL/HI EVG-../2PHAS/10MODUL/HI
3-phases + Auxiliary Switch		
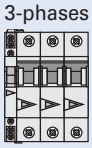	x2 x4 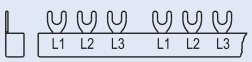	EVG-../3PHAS/6MODUL/HI EVG-../3PHAS/12MODUL/HI

xPole

Powering Business Worldwide

xEffect busbar 1m 10mm², 16mm² (Fork or Pin) BB-EVF (-EVP)

for MCBs, RCCBs, RCBOs, SPDs

Technical Data

General	
Heat deflection temperature	≥80°C UL94 VO
Standards	EN 60947-1:2007 / IEC 60947-1:2007 / IEC 60999:2000
Climate stability	according to DIN EN 60068
Insulation coordination	Overvoltage category III / Degree of pollution 2

Electrical	
Impulse voltage strenght	≥4.5 kV
Min. air distance	>5.5 mm
Min. creeping distance	>5 mm
Max. operating voltage	690 V AC/DC 1000 V DC 1-pole only
Max. current I_s/Phase	
10 mm²	63 A
16 mm²	80 A
Protection class	IP20
Short circuit rating	ICC 25kA - NH3 355A gC500V JM
Dielectric strenght	PC - ABS >32 kV / mm

Assembly instruction:

Cutting

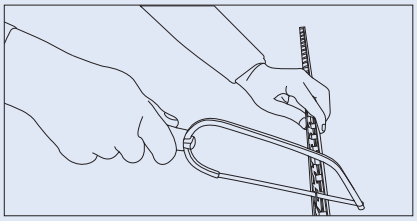
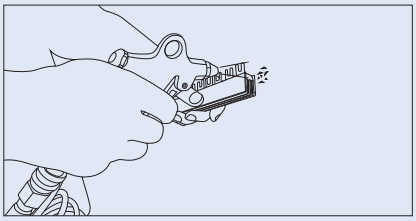
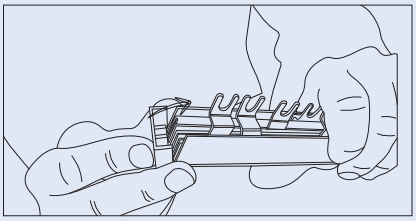

Mounting of an extension busbar

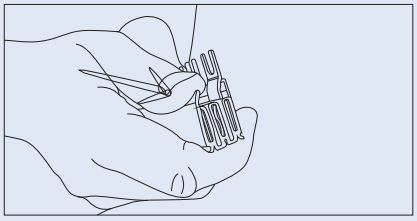
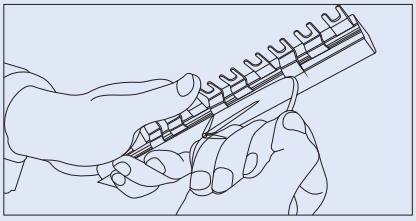
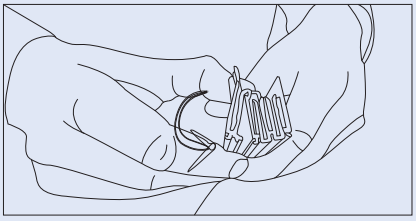
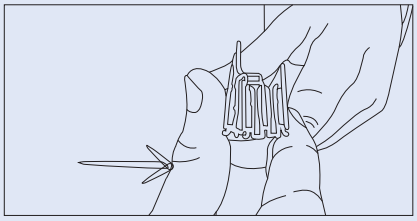
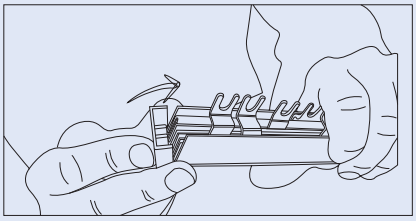

Overlapping mounting or further connection, resp.

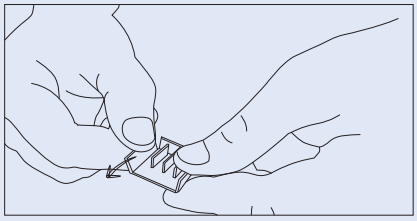
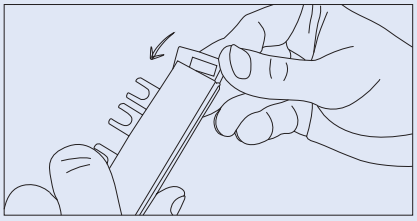
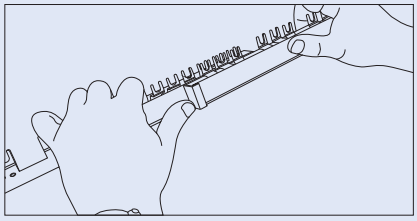

Brecking out of connection lugs

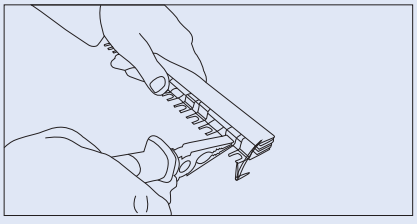

Sticking on phase marking

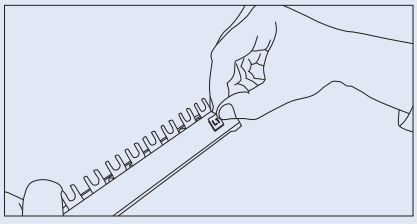

EATON Powering Business Worldwide

Plug-in Busbar System 50A, 80A ZV

for PLS., CLS., PKN., PFIM, PFHM, (with Auxiliary Switch)

- Any combinations of switchgear with or without auxiliary switch possible
- Low number of components, 2 angle types per busbar cross-section for three-phase AC
- Same busbar cover and end caps for ZV-SS and ZV-SS-80A
- Short-circuit withstand strength and dielectric properties tested according to IEC/EN 60439-1

Connection diagram

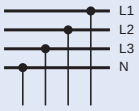

Technical Data

Electrical			
Rated operational voltage	240/415 VAC		
Rated frequency	50/60 Hz, DC		
Rated voltage	690 V (at pollution degree 2) 440 V (at pollution degree 3)		
Overvoltage category	III		
Rated impulse withstand voltage U_{imp}	4 kV		
	ZV-./., ZV-SS	ZV-./.-80A, ZV-SS-80A	ZV..-N-05TE
Rated current	50 A	80 A	32 A
Rated conditional short-circuit current			
AC with 125 A gG	50 kA	50 kA	10 kA
AC with 160 A gG	–	50 kA	10 kA
DC with 160 A gG	10 kA	10 kA	–
Mechanical			
Busbar cross section			
ZV-SS	16 mm^2 Cu		
ZV-SS-80A	25 mm^2 Cu		
Busbar length	1 m		
Degree of protection mounted with cover and end caps	IP20		
Pollution degree	2 (3)		
Minimum clearance	≥ 3.2 mm		
Minimum creepage distance	≥ 7 mm		

Dimensions (mm) 50 A

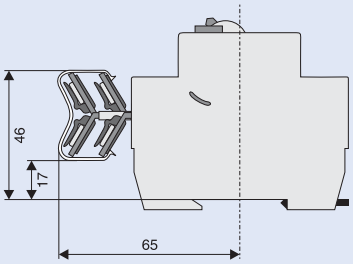

Dimensions (mm) 80 A

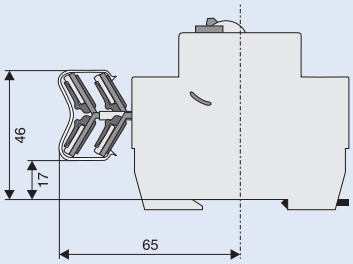

EATON
Powering Business Worldwide

Busbar Block 10mm², 16mm² (Fork) Z-GV

for PLS., CLS., PKN., PFIM, PFHM, Z-SLS/D01 (with Auxiliary Switch also)

- Length 1m
- Delivered without end caps. Please order separately.
- Short version (/17, /16, /8) delivered with end caps.

Connection diagram

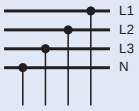

Technical Data

Electrical		Mechanical	
Rated voltage	240/415 V, 50/60 Hz	Busbar cross section	10 and 16 mm² Cu
Rated current		Step distance	17.8 mm
10 mm²	63 A	Z-GV-16-.P+HS	17.8/27 mm
16 mm²	80 A		
Short circuit strength	25 kA		

Dimensions (mm)

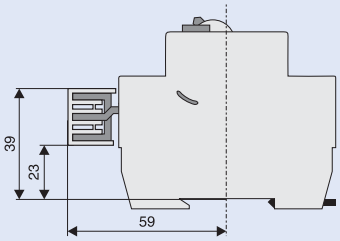

Busbar Block 16mm² (Fork + Pin) Z-GSV-16/

for PLS.1N (1.5MU)

- Length 1m
- Delivered without end caps. Please order separately.
- Short version (/9) delivered with end caps.

Connection diagram

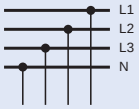

Technical Data

Electrical		Mechanical	
Rated voltage	240/415 V, 50/60 Hz	Busbar cross section	16 mm² Cu
Rated current	63 A	Step distance	26.7 mm
Short circuit strength	25 kA		

Dimensions (mm)

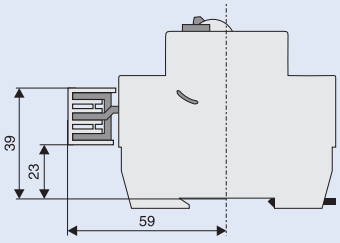

EATON
Powering Business Worldwide

Busbar Block 10mm² (Pins) Z-SV...-SD

for Protected Earth Socket Z-SD230

- Delivered with end caps
- Step (distance between two pins of identical phase, i. e. L or N) 2.5 MU
- Length 1m

Connection diagram



Technical Data

Electrical	
Rated voltage	230/400 V, 50/60 Hz
Rated current	50 A
Short circuit strength	25 kA

Mechanical	
Busbar cross section	10 mm² Cu
Step distance	44 mm

Dimesnions

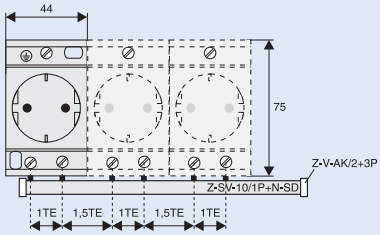

Accessories

WA_SG10602



End caps

WA_SG10702



Connection terminal
Z-EK/25/QL

WA_SG10702



Connection terminal
Z-EK/25

Busbar Block 10mm² (Pins) Z-SV-10/, 16mm² (Pins) Z-SV-16/

for PLN. (1MU), Z-SI

- Busbar block 10mm² inclusive end caps, length 13MU
- Busbar block 16mm² without end caps, length 1m

Connection diagram

Z-SV-../3P+N-3TE..

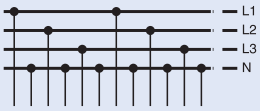

Technical Data

Electrical	
Rated voltage	240/415 V, 50/60 Hz
Rated current	
10 mm²	50 A
16 mm²	63 A
Short circuit strength	25 kA

Mechanical	
Busbar cross section	10/16 mm² Cu
Step distance	17.95 mm

Accessories

SG4800



End caps

WA_SG10702



Connection terminal
Z-EK/25/Q

SG07703



Connection terminal
Z-EK/25/K

WA_SG10702



Connection terminal
Z-EK/25/QL

WA_SG10702



Connection terminal
Z-EK/25

Examples

Powering Business Worldwide

Busbar Block 12 TE 10mm² (Fork + Pins) Z-GSV-10/

for PLN. (1MU) + RCD

- 12 MU busbar elements incl. end caps

Connection diagram

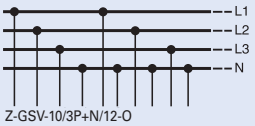

Z-GSV-10/3P+N/12-O

Technical Data

Electrical		Mechanical	
Rated voltage	240/415 V, 50/60 Hz	Busbar cross section	10 mm² Cu
Rated current	63 A	Step distance	17.95 mm
Short circuit strength	25 kA		

Accessories

WA_SG10702


Connection terminal
Z-EK/25/QL

WA_SG10702


Connection terminal
Z-EK/25

Busbar Block 13 TE 10mm² (Fork + Pins) Z-GSV-10/

for 1x RCD + PLG. (1MU)

- 13 MU busbar elements without end caps

Connection diagram

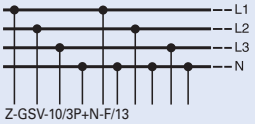

Z-GSV-10/3P+N-F/13

Technical Data

Electrical		Mechanical	
Rated voltage	240/415 V, 50/60 Hz	Busbar cross section	10 mm² Cu
Rated current	63 A	Step distance	17.95 mm
Short circuit strength	25 kA		

Accessories

WA_SG10602


End caps

WA_SG10702


Connection terminal
Z-EK/25/QL

WA_SG10702


Connection terminal
Z-EK/25

EATON
Powering Business Worldwide

Busbar Block 10mm² (Pins) Z-SV-10/1P+N-F/

for PLG. (1MU) + RCD

- Busbar elements without end caps

Connection diagram



Technical Data

Electrical	
Rated voltage	240/415 V, 50/60 Hz
Rated current	63 A
Overvoltage category	III
Rated impulse withstand voltage U_{imp}	4 kV
Rated conditional short-circuit current AC with 125 A gG	10 kA

Mechanical	
Busbar cross section	10 mm² Cu
Step distance	17.8 mm
Flame class acc. to UL94	V0, glow wire tested 960°C
Pollution degree	2
Comparative tracking index	CTI 300
Minimum clearance	≥ 5,5 mm
Minimum creepage distance	≥ 5 mm

Dimensions (mm)

Z-SV-10/1P+N-F/6

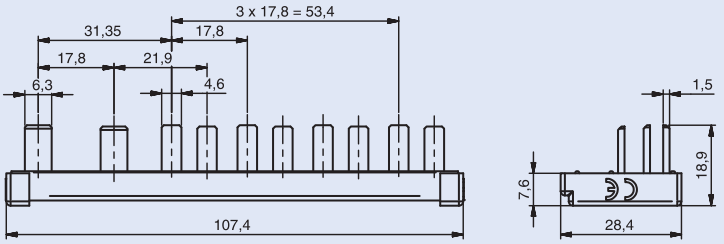

Z-SV-10/1P+N-F/9

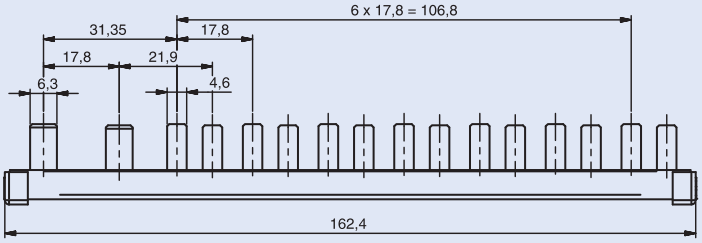

Z-SV-10/1P+N-F/13

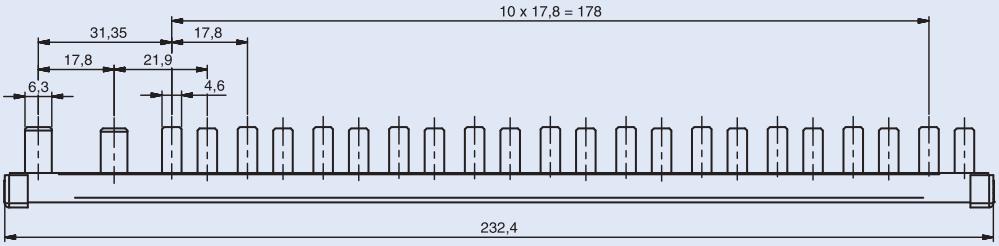

Powering Business Worldwide

Busbar Block UL489 (Pin), Z-SV/UL-16/

for FAZ-NA, FAZ-RT

- Tested according to UL489
- Do not cut
- Extension terminal 35 mm² Z-EK/35/UL for copper conductors
- For covering of not used pins use busbar tag shrouds ZV-BS-UL

Connection diagram

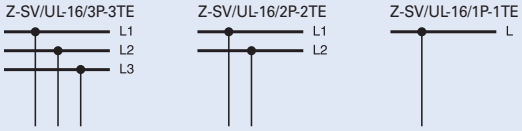

Technical Data	UL489	IEC/EN60947-2
Electrical		
Rated operational voltage	480/277 VAC 96 VDC	
Rated frequency	50/60 Hz	
Rated voltage	–	690 VAC
Overvoltage category	–	III
Rated impulse withstand voltage U_{imp}	–	9.5 kV
Rated current	80 A	80 A
Rated conditional short-circuit current AC with 350 A gG	–	15 kA
Short-circuit current	10 kA	–
Mechanical		
Busbar cross section	–	16 mm² Cu
Flame class acc. to UL94	V0	
Pollution degree	–	2
Comparative tracking index	–	CTI 600
Minimum clearance (intern/extern)	–	> 9.5 / 25.4 mm
Minimum creepage distance (intern/extern)	–	> 12.7 / 50.8 mm
Resistance to climatic conditions	–	acc. to DIN/EN60068

Dimensions (mm)

Z-SV/UL-16/.TE/6

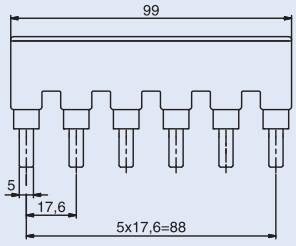

Z-SV/UL-16/.TE/12

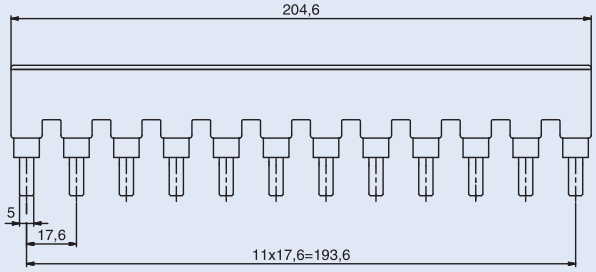

ZV-BS-UL

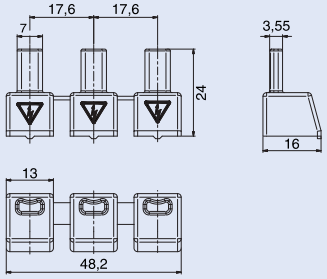

Z-SV/UL-16/.TE/18

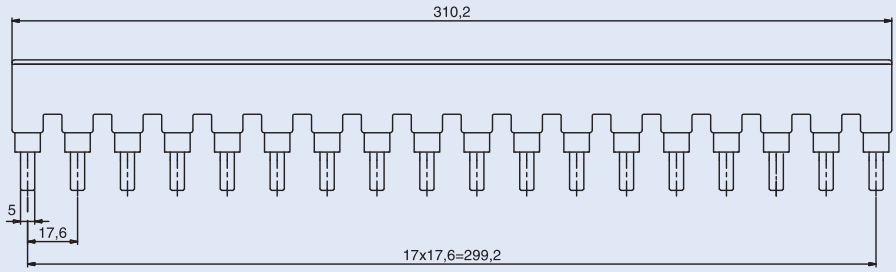

Z-EK/35/UL

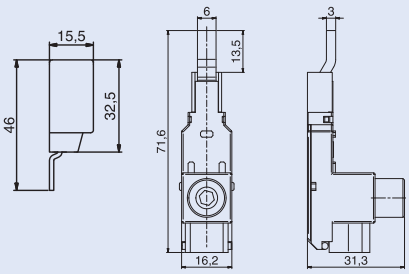

Busbar Connection Example

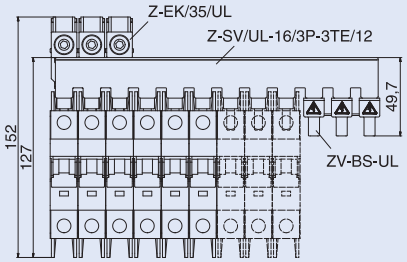

Z-EK/35/UL

	UL489	IEC/EN60947-2
	# 2-14 AWG 60/75°C Cu	2.5-35 mm² Cu
	0.56 in	14 mm

tested acc. to		Tightening torque of terminal screws
UL486A	# 14 AWG	≥ 2.3 Nm
UL486B	# 8-12 AWG	≥ 2.8 Nm
UL486E	# 6-1 AWG	4 Nm

EATON
Powering Business Worldwide

Busbar Block 16mm² (Pins) Z-SV-16/3P

for Z-SLS, PLHT, D0.-SO/ (1.5MU)

Busbar Block 35mm² (Pins) Z-SV-35

for Z-SLS, PLHT, PLHT-V, D0.-SO/ (1.5MU)

- End caps are to be ordered separately
  Exception Z-SV-35/3P+N-6TE
- Halogenfree plastic

Connection diagram

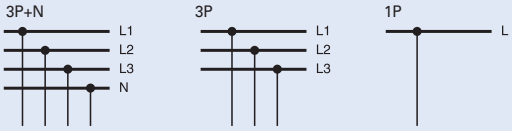

Technical Data

	Z-SV-16	Z-SV-35
Electrical		
Rated operational voltage	240/415 VAC	240/415 VAC
Rated frequency	50/60 Hz	50/60 Hz
Rated voltage	500 V	690 V
Overvoltage category	III	III
Rated impulse withstand voltage U_{imp}	4 kV	6 kV
Rated current	80 A	110 A
Rated conditional short-circuit current AC with 350 A gG	50 $kA_{r.m.s.}$	100 $kA_{r.m.s.}$
Mechanical		
Busbar cross section	16 mm^2 Cu	35 mm^2 Cu
Step distance	27 mm	27 mm (Z-SV-35/PLHT-V 30.5 mm)
Flame class	V0, Glow wire-test 960°C	V0, Glow wire-test 850°C
Degree of protection, with end caps	IP20	IP20
Pollution degree	2	2
Comparative tracking index	CTI 300	CTI 600
Minimum clearance	≥ 5 mm	≥ 4.3 mm
Minimum creepage distance	≥ 10.2 mm	≥ 6.7 mm

Dimensions (mm)

	n	A	B	C	D	E	F	G	H	I
Z-SV-16/3P	35	27	5	945	971	14,9	31	1,5	17	19
Z-SV-35/3P	35	27	8,5	945	1000	19,7	38,4	2,5	21,5	23,9
Z-SV-35/PLHT-V	32	30,5	8,5	976	1000	19,7	38,4	2,5	21,5	23,9

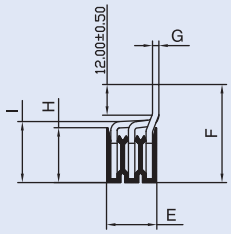

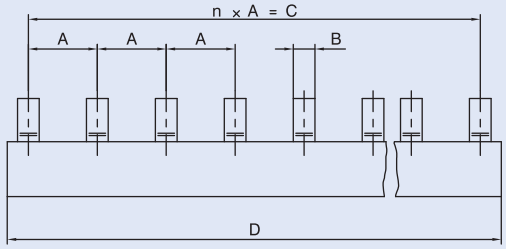

Z-SV-35/3P+N-6TE

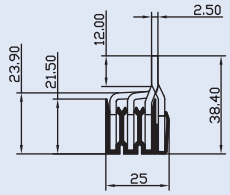

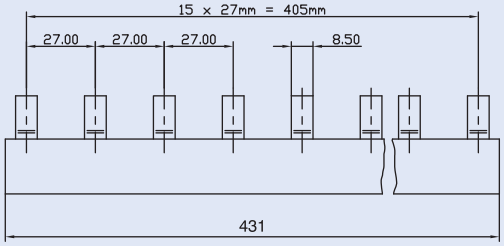

Z-SV-35/1P

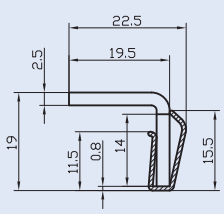

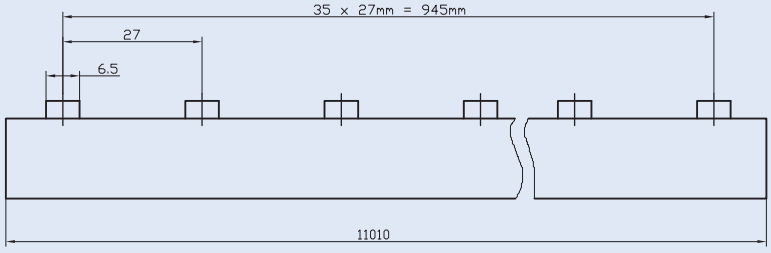

Accessories for Z-SV-16

Wa_sg10802



Connection terminal
Z-EK/50

Accessories for Z-SV-35

Wa_sg10802



Connection terminals
Z-EK/95, Z-EK/95-3N,
Z-EK/95-1

xPole

EATON
Powering Business Worldwide

Fork-Type Euro-Vario Busbar 10mm^2, 16mm^2 (Fork) EVG

for PLS., CLS., PKN., PFIM, PFHM, PFNM (with Auxiliarx Switch)

Euro Vario busbars (EVG) offer maximum user comfort and a high degree of safety.
Using EVG busbars helps to save up to 30 % assembly time as compared to conventional systems.

The danger of flashover is minimised since there is no need of cutting, burring, or cleaning.
No end caps are needed.

Technical Data

Electrical	
Rated voltage	240/415 V, 50/60 Hz
Rated current	
10 mm^2	63 A
16 mm^2	80 A
Short circuit strength	25 kA

Mechanical	
Busbar length	2, 6, 9, 12, 16, 20 MU
Busbar cross section	10 mm^2 / 16 mm^2
Step distance	
10 mm^2	17,8mm / 26,8mm / 71,2mm
16 mm^2	17,8mm / 27mm / 71,2mm