MINITIMER
Fan Control Timer
IK 8810/005

0254935



- According to EN 60669
- Setting range 0.5 ... 10 min
- After the light the fan switched on
- Switch for continuous light of the exhauster on unit
- Contact: 16 A
- Width 17.5 mm

Function Diagram

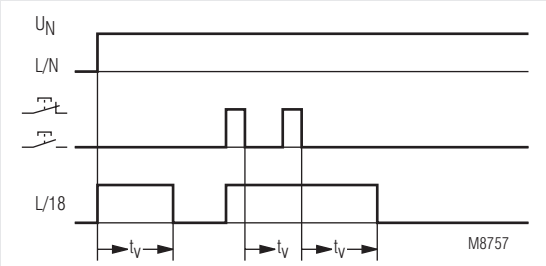

Circuit Diagram

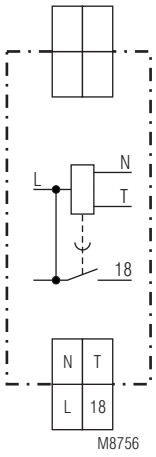

IK 8810.41

Approval and Marking

CE

Application

Control of fans

Function

The fan starts approx. 1 min. after the light is switched on. When the light is switched off the fan will continue to run for the adjusted delay time.

Indication

LED: on when output relay activated

Notes

Unit and push button have to be connected to the same phase (see connection diagram) The output contact is not volt free.

Technical Data

Time circuit

Time range:	0.5 ... 10 min
Repeat accuracy:	< 1 % of setting value

Input

Nominal voltage U_N:	AC 230 V
Voltage range:	0.8 ... 1.1 U_N
Nominal consumption	
apparent power:	4 VA
effective power:	1 W
Nominal frequency:	50 / 60 Hz

Output

Contacts:	1 NO contact, delay	
Contact opening gap:	< 3 mm	
Thermal current I_{th}:	16 A	
Switching capacity		
at fan load:	200 VA	
Short circuit strength		
max. fuse rating:	16 AgL	IEC/EN 60 947-5-1
Mechanical life:	> 10^6 switching cycles	

All technical data in this list relate to the state at the moment of edition. We reserve the right for technical improvements and changes at any time.

Technical Data

General Data

Nominal operating mode:	impulse operation	
Temperature range:	- 20 ... + 60°C	
Clearance and creepage distances		
rated impuls voltage / pollution degree:	4 kV / 2	IEC 60 664-1
EMC		
Electrostatic discharge (ESD):	8 kV (air)	IEC/EN 61 000-4-2
HF-irradiation:	10 V / m	IEC/EN 61 000-4-3
Fast transients:	2 kV	IEC/EN 61 000-4-4
Surge voltages between		
wires for power supply:	2 kV	IEC/EN 61 000-4-5
between wire and ground:	4 kV	IEC/EN 61 000-4-5
Interference suppression:	Limit value class B	EN 55 011
Degree of protection		
Housing:	IP 40	IEC/EN 60 529
Terminals:	IP 20	IEC/EN 60 529
Housing:	Thermoplast with V0-behaviour according to UL subj. 94	
Vibration resistance	Amplitude 0.35 mm frequenzy 10 ... 55 Hz	IEC/EN 60 068-2-6
Climate resistance:	20 / 060 / 04	IEC/EN 60 068-1
Terminal designation:	EN 50 005	
Wire connection:	2 x 2.5 mm² solid or 2 x 1.5 mm² stranded wire with sleeve DIN 46 228-1/-2/-3/-4	
Wire fixing:	Flat terminals with self-lifting clamping piece	IEC/EN 60 999-1
Mounting:	DIN rail	IEC/EN 60 715
Weight:	75 g	

Dimensions

Width x Height x Depth: 17.5 x 89 x 58 mm

Standard Type

IK 8810.41/005 AC 230 V 50 / 60 Hz 0.5 ... 10 min

Article number:	0057068	stock item
• Output:	1 NO contact, delay	
• Nominal voltage U_N:	AC 230 V	
• Timer range:	0.5 ... 10 min	
• Width:	17.5 mm	

Ordering Example

IK 8810 .41 /005 AC 230 V 50 / 60 Hz 0.5 ... 10 min

- 0.5 ... 10 min — Time range
- 50 / 60 Hz — Nominal frequency
- AC 230 V — Nominal voltage
- .41 — Contacts
- IK 8810 — Type

Characteristics

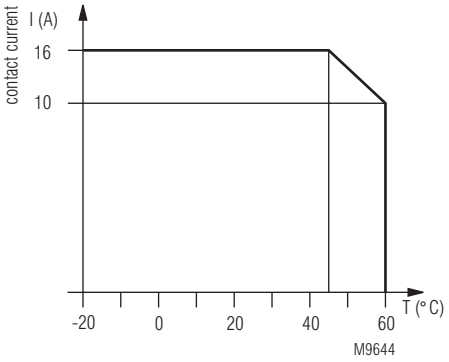

Application Example

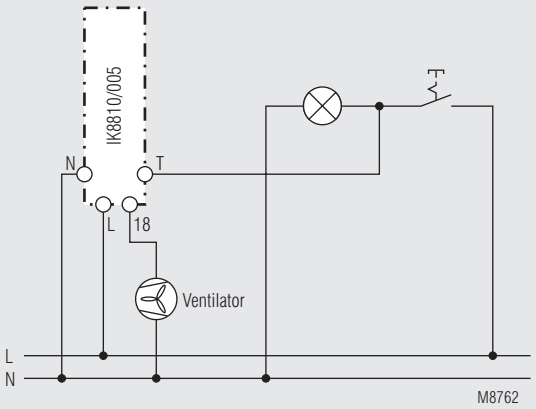

circuit L on push button