VM4, VEM4, VEM4K

1SBC101028M6801- 05/19

Mechanical interlock VM4, mechanical/electrical interlocks VEM4, VEM4K
Mechanische Verriegelung VM4, mechanische/elektrische Verriegelungen VEM4, VEM4K
Verrouillage mécanique VM4, verrouillages mécanique/électrique VEM4, VEM4K
Mekanisk förregling VM4, mekanisk/elektrisk förregling VEM4, VEM4K
Interblocco meccanico VM4, interblocco meccanico-elettrico VEM4, VEM4K
Enclavamiento mecanico VM4, enclavamientos mecanico y electrico VEM4, VEM4K
机械联锁 **VM4,** 机械电气连锁 **VEM4, VEM4K**
Механическая блокировка VM4, электр / механич блокировка VEM4, VEM4K

Operating instructions
Betriebsanleitung
Notice d'instruction
Instruktion
Istruzioni tecniche
Instrucciones de empleo
操作说明
Инструкция по эксплуатации

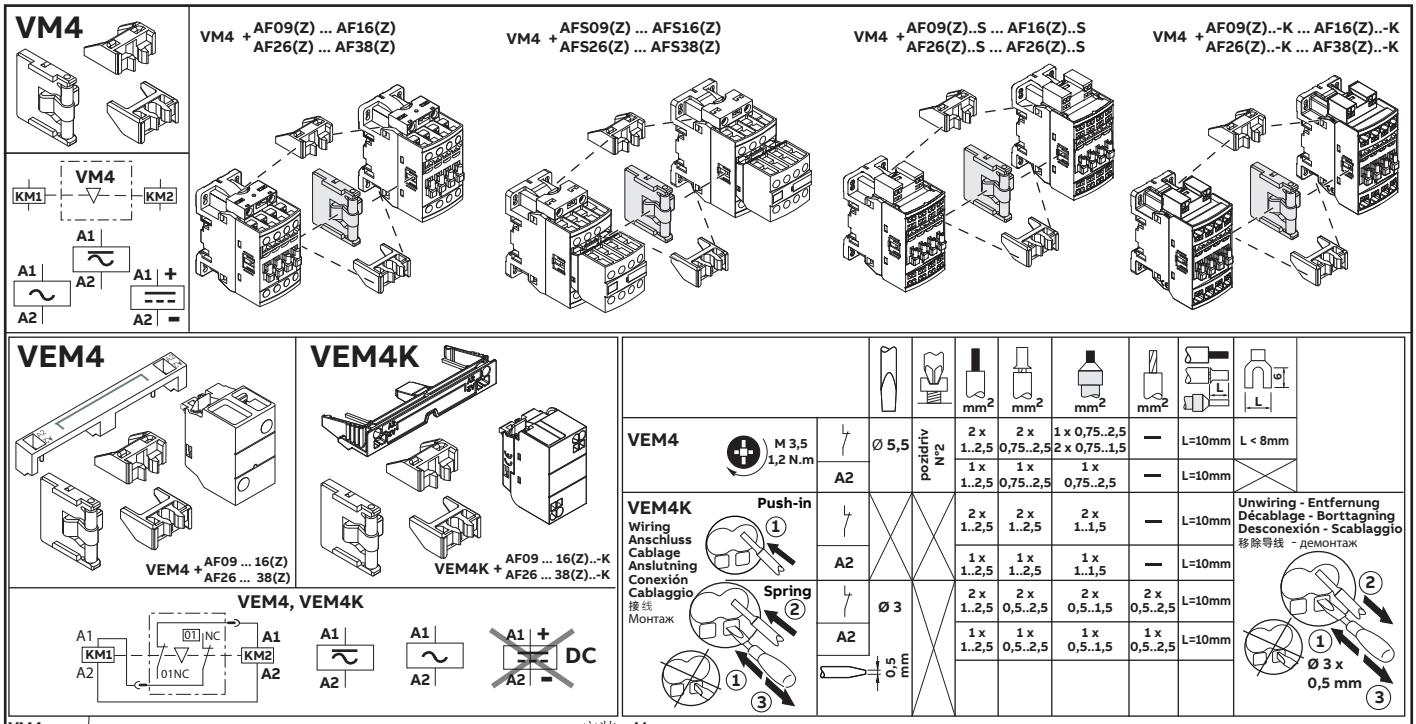

				mm²	mm²	mm²	mm²	L	L
VEM4	M 3,5 1,2 N.m	Ø 5,5	pozidriv N°2	2 x 1..2,5	2 x 0,75..2,5	1 x 0,75..2,5 2 x 0,75..1,5	—	L=10mm	L < 8mm
	A2			1 x 1..2,5	1 x 0,75..2,5	1 x 0,75..2,5	—	L=10mm	
VEM4K Wiring Anschluss Cablage Anslutning Conexión Cablaggio 接线 Монтаж	Push-in			2 x 1..2,5	2 x 1..2,5	2 x 1..1,5	—	L=10mm	Unwiring - Entfernung Décablage - Borttagning Desconexión - Scablaggio 移除导线 - демонтаж
	A2			1 x 1..2,5	1 x 1..2,5	1 x 1..1,5	—	L=10mm	
	Spring	Ø 3		2 x 1..2,5	2 x 0,5..2,5	2 x 0,5..1,5	2 x 0,5..2,5	L=10mm	
	A2			1 x 1..2,5	1 x 0,5..2,5	1 x 0,5..1,5	1 x 0,5..2,5	L=10mm	
		0,5 mm							

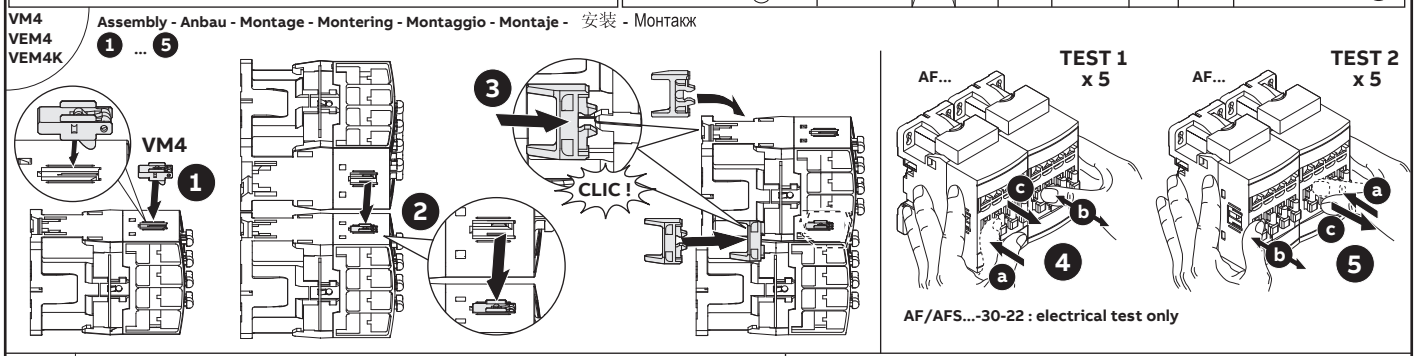

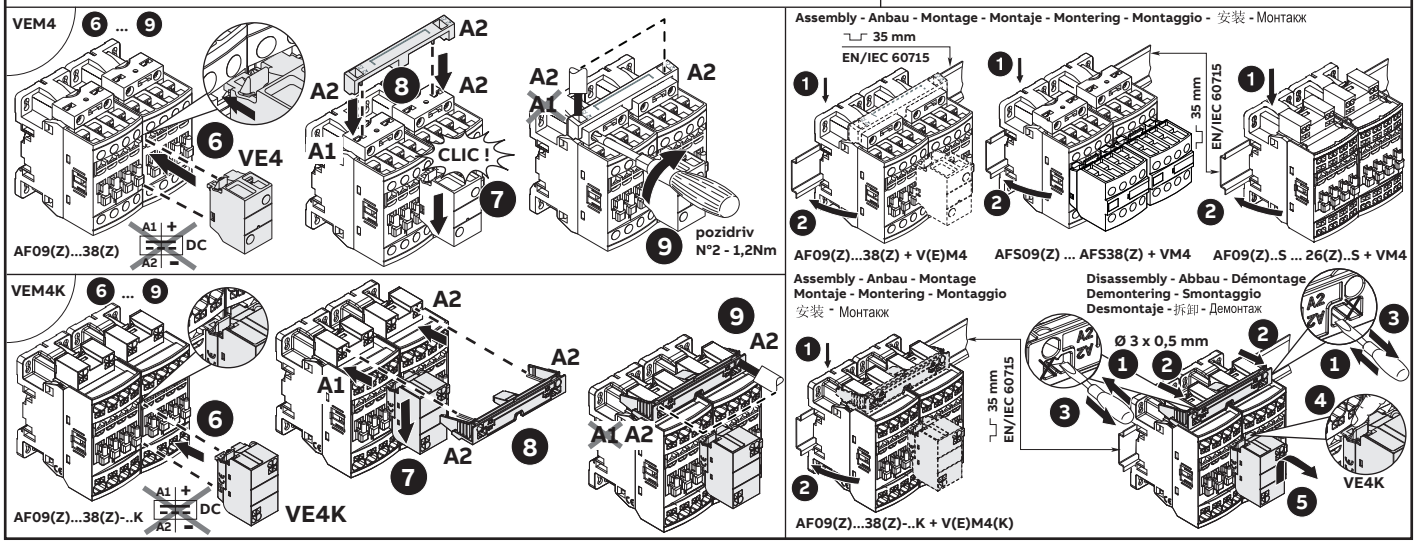

ABB France
3, rue Jean Perrin
69680 Chassieu / France
www.abb.com/lowvoltage

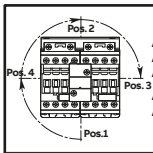

AF09(Z)...16(Z)-30-10
AF09(Z)...16(Z)-40-00
AF26(Z)...38(Z)-30-00
} VEM4 + max 5 aux. contacts* / 3NC**

AF09(Z)...16(Z)-30-01
AF26(Z)...38(Z)-40-00
} VEM4 + max 5 aux. contacts* / 2NC**

⚠ CC4 : * max 1x CC4-10 + 1x CC4-01/ ** max NC -1

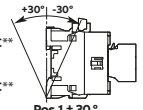

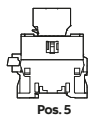

AF09(Z)...16(Z)-30-10
AF09(Z)...16(Z)-40-00
AF26(Z)...38(Z)-30-00
} VEM4 + max 5 aux. contacts* / 2NC**

AF09(Z)...16(Z)-30-01
AF26(Z)...38(Z)-40-00
} VEM4 + max 5 aux. contacts* / 1NC**

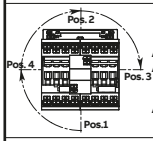

AF09(Z)...16(Z)-30-10K
AF26(Z)...38(Z)-30-00K
} VEM4K + max 5 aux. contacts / 3NC

AF09(Z)...16(Z)-30-01K
} VEM4K + max 5 aux. contacts / 2NC

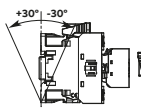

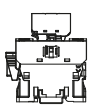

AF09(Z)...16(Z)-30-10K
AF26(Z)...38(Z)-30-00K
} VEM4K + max 5 aux. contacts / 2NC

AF09(Z)...16(Z)-30-01K
} VEM4K + max 5 aux. contacts / 1NC

mm (inch)

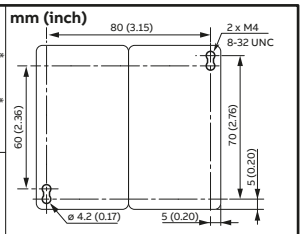

AF09(Z) ... 38(Z) + VM4
AF09(Z) ... 38(Z) + VEM4
AFS09(Z) ... 38(Z) + VM4

AF09(Z) ... 38(Z)-...K + VM4
AF09(Z) ... 38(Z)-...K + VEM4K
AF09(Z)-..S ... 26(Z)-..S + VM4

mm (inch)

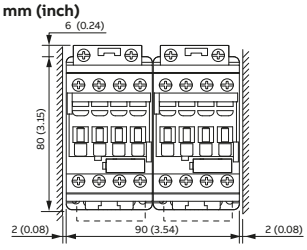

AF09(Z) ... 38(Z) + VM4
AF09Z ... 38Z-..-30 + VM4

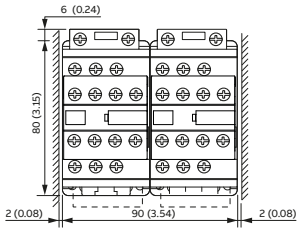

AFS09(Z) ... 38(Z) + VM4
AFS09Z ... 38Z-..-30 + VM4

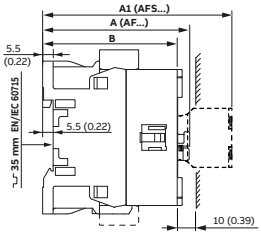

AF09(Z) ... 38(Z) + VM4,
AFS09(Z) ... 38(Z) + VM4

	A mm (inch)	A1 mm (inch)	B mm (inch)
AF09(Z) ... 16(Z)	77 (3.03)	–	71 (2.80)
AFS09(Z) ... 16(Z)	–	110.5 (4.35)	
AF26(Z) ... 38(Z)-30	86 (3.39)	–	80 (3.15)
AFS26(Z) ... 38(Z)-30	–	119.5 (4.70)	
AF26(Z) ... 38(Z)-40	101 (3.98)	–	95 (3.74)

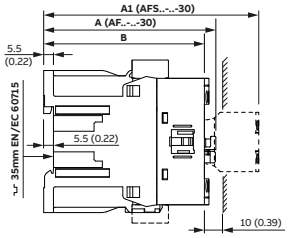

AF09Z ... 38Z-..-30 + VM4,
AFS09Z ... 38Z-..-30 + VM4

	A mm (inch)	A1 mm (inch)	B mm (inch)
AF09Z...16Z-...-30 AFS09Z...16Z-...-30	97 (3.82)	–	91 (3.58)
	–	130.5 (5.14)	
AF26Z...38Z-30 AFS26Z...38Z-30	106 (4.17)	–	100 (3.94)
	–	139.5 (5.49)	
AF26Z ... 38Z-40-..-30	121 (4.76)	–	115 (4.53)

mm (inch)

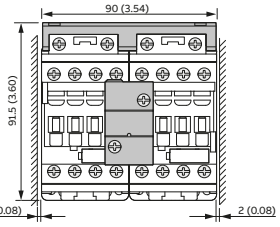

AF09(Z)...16(Z)-30 + VEM4
AF09(Z)...16(Z)-40 + VEM4
AF26(Z)...38(Z)-30 + VEM4
AF26(Z)...38(Z)-40 + VEM4

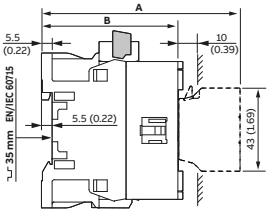

AF09(Z)...38(Z) + VEM4

	A mm (inch)	B mm (inch)
AF09(Z) ... 16(Z)	102.5 (4.04)	71 (2.80)
AF26(Z) ... 38(Z)-30	111.5 (4.39)	80 (3.15)
AF26(Z) ... 38(Z)-40	126.5 (4.98)	95 (3.74)

mm (inch)

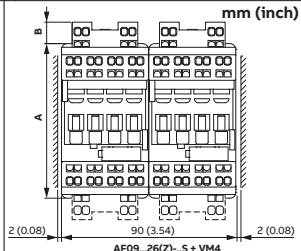

AF09...26(Z)-..S + VM4

	A mm (inch)	B mm (inch)
AF09 ... 16(Z)-..S	80 (3.15)	11.5 (0.45)
AF26(Z)-..S	82.5 (3.25)	10 (0.39)

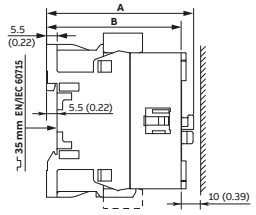

AF09(Z)...26(Z)-..S + VM4

	A mm (inch)	B mm (inch)
AF09(Z) ...16(Z)-..S	77 (3.03)	71 (2.80)
AF26(Z)-30-..S	86 (3.39)	80 (3.15)

mm (inch)

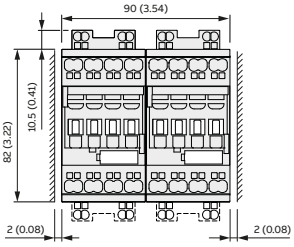

AF09(Z) ... 16(Z) -..K + VM4
AF09Z...16Z-..K-30 + VM4

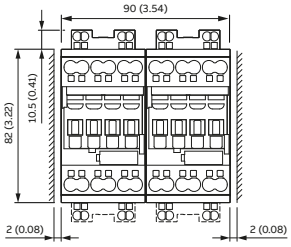

AF26(Z) ... 38(Z) -..K + VM4
AF26Z...38Z-..K-30 + VM4

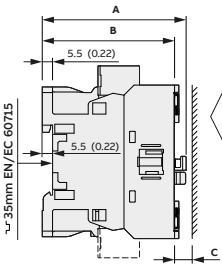

AF09(Z) ... 38(Z) -..K + VM4

	A mm (inch)	B mm (inch)	C mm (inch)
AF09...16(Z)-..K	77 (3.03)	71 (2.80)	10 (0.39)
AF26...38(Z)-..K	86 (3.39)	80 (3.15)	15 (0.59)

	A mm (inch)	B mm (inch)	C mm (inch)
AF09Z...16Z-...K-30	97 (3.82)	91 (3.58)	10 (0.39)
AF26Z...38Z-...K-30	106 (4.17)	100 (3.94)	15 (0.59)

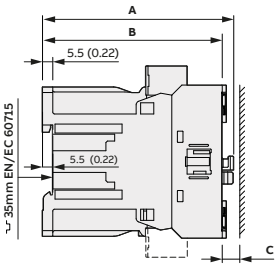

AF09Z ... 38Z -...-K-30 + VM4

mm (inch)

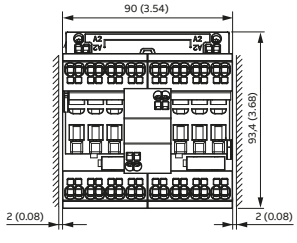

AF09(Z) ... 16(Z) -..K + VEM4K

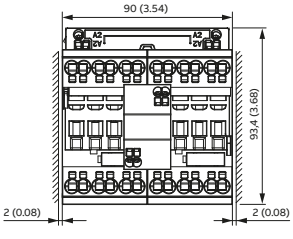

AF26(Z) ... 38(Z) -..K + VEM4K

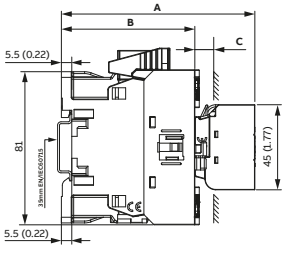

AF09(Z) ... 38(Z) -..K + VEM4K

	A mm (inch)	B mm (inch)	C mm (inch)
AF09...16(Z)-..K	102,4 (4.04)	71 (2.80)	10 (0.39)
AF26...38(Z)-..K	111,4 (4.39)	80 (3.15)	15 (0.59)

Warning ! Hazardous voltage ! The operation, installation and servicing of this appliance must be carried out by a qualified electrician applying the relevant rules of the art, Installation standards and safety regulations. Do not touch live parts. Danger !

Warnung ! Gefährliche Spannung! Die Inbetriebnahme und die Installation des vorhandenen Gerätes sowie jegliche Wartungsarbeiten müssen durch einen Fachelektriker, der die anerkannten technischen Regeln, die Montagenormen und die Sicherheitsvorschriften beachtet, durchgeführt werden. Spannung führende Teile nicht berühren. Lebensgefahr !

Avertissement ! Tension électrique dangereuse ! La mise en œuvre, l'installation de cet appareil et toute intervention doivent être effectuées par un électricien professionnel appliquant les règles de l'art, les normes d'installation et les réglements de sécurité. Ne pas toucher les pièces sous tension. Danger de mort !

Varning ! Farlig spänning ! Igångsättning och installation av aparaten samt alla ingrepp bör utföras av en kompetent elektriker enligt gällande installationsnormer och säkerhetsregler. Beröring av spänningsförande delar är förenat med livsfara !

Avvertenza ! Tensione pericolosa! La messa in opera, l'installazione di questo apparecchio ed ogni tipo di intervento devono essere effettuati da un elettricista professionista il quale applichi le regole del mestiere, le norme di installazione ed i regolamenti di sicurezza. Non toccare le parti attive. Pericolo di vita !

¡ Advertencia ! ¡ Tensión peligrosa ! La puesta en aplicación, la instalación de este aparato y cualquier intervención deben realizarse por un electricista profesional que aplique las reglas del oficio, las normas de instalaciones y la reglamentación de seguridad. Las partes bajo tensión no deben tocarse. Peligro de muerte !

警告!电压危险!产品安装、操作、维修必须由具备资质的专业电工遵照相关制度、法规、安装标准及安全规范完成。务必不要触及带电部件，危险！

ОСТОРОЖНО! Опасное напряжение! Ввод в эксплуатацию, обслуживание и сервисные работы на оборудование должны производиться квалифицированным персоналом в соответствии с национальными стандартами и требованиями безопасности**.** Не дотрагивайтесь до токоведущих частей**.** Опасно!

تحذير ! جهد كهربائي خطر ! يجب أن يتم تشغيل هذا الجهاز وتركيبه وعمل صيانة له من قبل فني كهرباء مؤهل يقوم بتطبيق القواعد المتعلقة بالحرفة ومعايير التركيب وأنظمة السلامة. لا تقم بلمس الأجزاء الحاملة للتيار الكهربائي. خطر !