DATASHEET



Z4VH 336-11Z-M20

- Snap action with constant contact pressure up to switching point
- 1 Cable entry M 20 x 1.5
- Design to EN 50041
- Lever angle adjustable in 10° steps
- Thermoplastic enclosure
- Double-insulated
- Good resistance to oil and petroleum spirit
- Wide range of alternative actuators
- Actuator heads can be repositioned by 4 x 90°

Data

Ordering data

Note (Delivery capacity)	Not available!
Product type description	Z4VH 336-11Z-M20
Article number (order number)	101151762
EAN (European Article Number)	4030661163611
eCl@ss number, version 12.0	27-27-26-01
eCl@ss number, version 11.0	27-27-26-01
eCl@ss number, version 9.0	27-27-26-01
ETIM number, version 7.0	EC000030
ETIM number, version 6.0	EC000030

Approvals - Standards

Certificates	cULus CCC

General data

Housing construction form	Norm construction design
Actuator type to EN 50041	A
Housing material	Plastic, glass-fibre-reinforced
Lever material	Metal film
Gross weight	165 g

General data - Features

Safety functions	Yes
Number of auxiliary contacts	1
Number of safety contacts	1

Safety classification

Standards	BG-GS-ET-15 EN ISO 13849-1 EN IEC 60947-5-1
Mission time	20 Year(s)

Safety classification - Safety outputs

B_{10D} Normally-closed contact (NC)	20,000,000 Operations

Mechanical data

Actuating element	Roller lever
Roller material	Plastic
Mechanical life, minimum	30,000,000 Operations
Actuating speed, maximum	2.5 m/s
Note (Actuating speed)	Actuating speed with actuating angle 30° to switch axis
Note Bounce duration	Bounce duration in accordance with actuating speed
Actuating torque, minimum	0.3 Nm

Mechanical data - Connection technique

Termination	Screw terminals M20 x 1.5
Cable section, minimum	0.75 mm²
Cable section, maximum	2.5 mm²
Note	All indications including the conductor ferrules.

Mechanical data - Dimensions

Length of sensor	60.5 mm
Width of sensor	40.5 mm
Height of sensor	129.5 mm

Ambient conditions

Degree of protection	IP65 IP67
Ambient temperature	-30 ... +80 °C

Ambient conditions - Insulation values

Rated insulation voltage U_i	500 V
Rated impulse withstand voltage U_{imp}	6 kV

Electrical data

Thermal test current	10 A
Required rated short-circuit current	1,000 A
Utilisation category AC-15	230 VAC
Utilisation category AC-15	4 A
Utilisation category DC-13	24 VDC
Utilisation category DC-13	4 A
Switching element	NO contact, NC contact
Switching principle	Snap action
Maximum switching frequency	5,000 /h
Switchover time, maximum	2 ms
Material of the contacts, electrical	Silver

Pictures

Product picture (catalogue individual photo)



ID: k336hf01
| 697.8 kB | .jpg | 352.778 x 752.122 mm - 1000 x 2132 px - 72 dpi
| 87.5 kB | .png | 74.083 x 157.692 mm - 210 x 447 px - 72 dpi
| 30.2 kB | .jpg | 57.856 x 123.472 mm - 164 x 350 px - 72 dpi

Dimensional drawing basic component

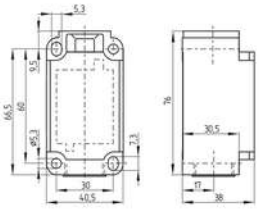

ID: 1-336g01
| 51.4 kB | .cdr |
| 4.1 kB | .png | 74.083 x 51.506 mm - 210 x 146 px - 72 dpi
| 107.0 kB | .jpg | 352.778 x 245.181 mm - 1000 x 695 px - 72 dpi

Dimensional drawing actuator

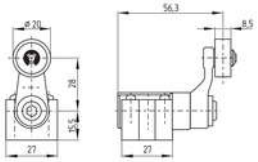

ID: 1h336g01
| 65.6 kB | .cdr |
| 4.1 kB | .png | 74.083 x 51.858 mm - 210 x 147 px - 72 dpi
| 84.5 kB | .jpg | 352.778 x 247.297 mm - 1000 x 701 px - 72 dpi

Switch travel diagram

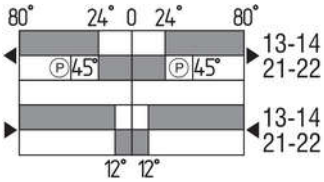

ID: kh335s02
| 25.4 kB | .cdr |
| 3.0 kB | .png | 74.083 x 40.569 mm - 210 x 115 px - 72 dpi
| 98.4 kB | .jpg | 352.778 x 193.322 mm - 1000 x 548 px - 72 dpi

Diagram

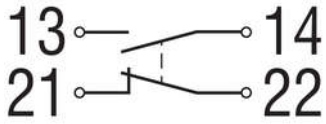

ID: k1o1sk01
| 52.2 kB | .jpg | 352.778 x 143.581 mm - 1000 x 407 px - 72 dpi
| 2.6 kB | .png | 74.083 x 29.986 mm - 210 x 85 px - 72 dpi

Schmersal India Pvt. Ltd., Plot No - G-7/1, Ranjangaon MIDC, Tal. - Shirur, Dist.- Pune 412 220
The details and data referred to have been carefully checked. Images may diverge from original. Further technical data can be found in the manual. Technical amendments and errors possible.
Generated on: 26/12/2024, 9:49 am