Inductive proximity sensors

Cylindrical type, M8 x 1 threaded
Plastic case, short and form A
d.c. supply

Accessories :
page 3/0

References, characteristics, dimensions, schemes

Flush mountable in metal

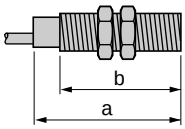

Lengths (mm) :
a = Overall
b = Threaded section

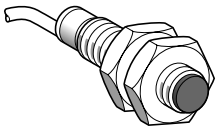

a = 33
b = 26

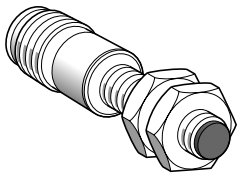

a = 45
b = 24

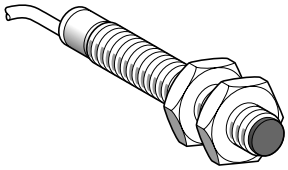

a = 50
b = 40

			Short case	Short case	Form A case
Nominal sensing distance (Sn)			**1.5 mm**	**1.5 mm**	**1.5 mm**

References

3-wire ⎓	PNP	NO	**XS3-P08PA340**	**XS3-P08PA340D**	**XS3-P08PA370**
		NC	–	–	–
	NPN	NO	**XS3-P08NA340**	**XS3-P08NA340D**	**XS3-P08NA370**
		NC	–	–	–
4-wire ⎓ (complementary outputs)	PNP	NO + NC	–	–	–
	NPN	NO + NC	–	–	–
Weight (kg)			0.025	0.015	0.030

Characteristics

Connection	**Pre-cabled, 3 x 0.11 mm², L = 2 m** (1)	**Connector (9, 10, 15, 16)** (2)	**Pre-cabled, 3 x 0.11 mm², L = 2 m** (1)
Degree of protection	IP 67	Depending on connector (see pages 3/4 and 3/5)	IP 67
Operating zone	**0…1.2 mm**		**0…1.2 mm**
Repeat accuracy	3 % of Sr		3 % of Sr
Differential travel	1…15 % of Sr		1…15 % of Sr
Operating temperature	- 25…+ 80 °C		
Output state indication	LED, annular		
Rated supply voltage	**⎓ 12…24 V**		**⎓ 12…48 V**
Voltage limits (including ripple)	⎓ 10…38 V (∿ 24 V rectified and filtered)		⎓ 10…58 V (3)
Switching capacity	**0…200 mA with overload and short-circuit protection**		
Voltage drop, closed state	≤ 2 V		
Residual current, open state	–		
Current consumption, no-load	≤ 10 mA		
Maximum switching frequency	5000 Hz		
Delays	First-up : ≤ 5 ms ; response : ≤ 0.1 ms ; recovery : ≤ 0.1 ms		

Wiring schemes

3-wire ⎓, NO or NC output
XS3/XS4-P08●●340/340S/340D/370

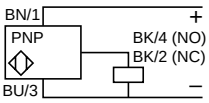

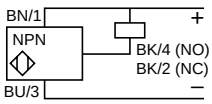

4-wire ⎓, NO + NC output
XS4-P08●●410/410D

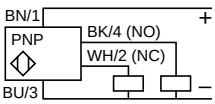

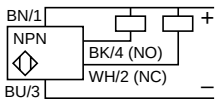

For type S connectors, NO and NC on terminal 4

(1) Sensors pre-cabled with other cable lengths :

Length of cable	Suffix to be added to references stated above for 2 m pre-cabled sensors	Weight increase
5 m	**L1**	0.030 kg
10 m	**L2**	0.080 kg

Example : sensor **XS3-P08PA340** with 5 m cable becomes **XS3-P08PA340L1**

(2) The type numbers refer to suitable female connectors and extension cables, see pages 3/2 to 3/5.

(3) Can be supplied with rectified ∿ 24 V.

Non flush mountable in metal

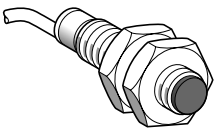

a = 33
b = 26

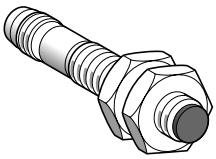

a = 42
b = 26

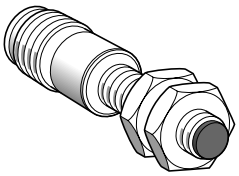

a = 45
b = 24

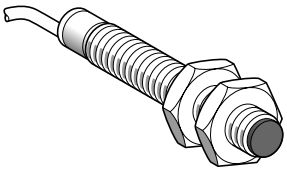

a = 50
b = 40

Short case	**Short case**	**Short case**	**Form A case**	**Form A case**
2.5 mm	**2.5 mm**	**2.5 mm**	**2.5 mm**	**2.5 mm**
XS4-P08PA340	**XS4-P08PA340S**	**XS4-P08PA340D**	**XS4-P08PA370**	–
XS4-P08PB340	–	–	–	–
XS4-P08NA340	**XS4-P08NA340S**	**XS4-P08NA340D**	**XS4-P08NA370**	–
XS4-P08NB340	–	–	–	–
–	–	–	–	**XS4-P08PC410**
–	–	–	–	**XS4-P08NC410**
0.025	0.010	0.015	0.030	0.030

Pre-cabled, 3 x 0.11 mm², length 2 m (1)	**Connector (types 1 to 8)** (2)	**Connector (types 9, 10, 15, 16)** (2)	**Pre-cabled, 3 x 0.11 mm², length 2 m** (1)	**Pre-cabled, 4 x 0.08 mm², length 2 m** (1)
IP 67	Depending on connector (see pages 3/4 to 3/5)		IP 67	
0...2 mm				
3 % of Sr				
1...15 % of Sr				
- 25...+ 80 °C				
LED, annular				
⎓ 12...24 V			**⎓ 12...48 V**	**⎓ 12...24 V**
⎓ 10...38 V (∿ 24 V rectified and filtered)			⎓ 10...58 V (3)	⎓ 10...38 V (∿ 24 V rectified and filtered)
0...200 mA with overload and short-circuit protection				
≤ 2 V				
–				
≤ 10 mA				
5000 Hz				
First-up: ≤ 5 ms ; response: ≤ 0.1 ms ; recovery: ≤ 0.1 ms				

Setting-up

Minimum mounting distances (mm)	Side by side	Face to face	Facing a metal object	Mounted in a metal support
	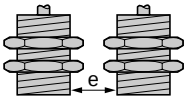	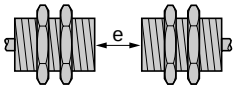	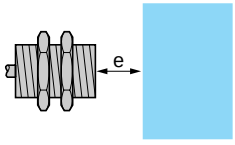	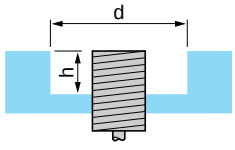
XS3 flush mountable in metal	e ≥ 3	e ≥ 18	e ≥ 4.5	d ≥ 8, h ≥ 0
XS4 non flush mountable in metal	e ≥ 10	e ≥ 30	e ≥ 7.5	d ≥ 24, h ≥ 5
Fixing nut tightening torque	< 1 N.m			

Other versions

Inductive proximity sensors specifically designed for other ambient operating temperatures.
Please consult your local Customer support centres.