32A 4-pole up to 690 V
32A 5-pole up to 415 V



Technical data

Ex-plugs and receptacles accd. to IEC 60309-1/2	
Marking to 94/9/EC	Ⓔx II 2 G Ex de (ia) IIC T6 / Ⓔx II 2 D Ex tD A21 IP66 T60 °C
EC-Type Examination Certificate	Wall socket, plug and coupler: PTB 99 ATEX 1041
	Flange socket: PTB 99 ATEX 1042 U
IECEx certification of conformity	IECEx BKI 04.0006
IECEx type of protection	Ex ed [ia] IIC T6/T5
Permissible ambient temperature	-20 °C to +40 °C[1)]
Rated voltage	up to 750 V (AC)
Rated current	32 A
Frequency	up to 400 Hz
Rated making/rated breaking capacity AC-3 accd. EN 60947-3	U_e 690 V / I_e 32 A
External back-up fuse	without therm. protection: 35 A
	with therm. protection: 50 A gL (rated current 32 A set to
Insulation class	I
Degree of protection accd. EN 60529	IP66
Enclosure colour	black

Wall socket	
Cable glands/enclosure drilling	1 x M40 Ø 17 - 28 mm, 1 x M40 Ex-screw plug plastic or
	2 x M32 metal thread with 2 Ex-screw plug plastic
Connecting terminals	2 x 4 - 10 mm²
Enclosure material	Glass-fibre reinforced polyester

Plug	
Cabel glands	Ø 17 - 28 mm
Connecting terminals	1.0 - 6 mm²
Enclosure material	Polyamide

Coupler	
Cabel glands	Ø 17 - 28 mm
Connecting terminals	2 x 4 - 10 mm²
Enclosure material	Polyamide

Flange socket	
Connecting terminals	2 x 4 - 10 mm²
Enclosure material	Polyamide

[1)] extended temperature range on request



Ordering details

Voltage	h	Type	Auxiliary contact	Cable entries	Weight approx.	Order No.
Type 32 A 4-pole						
200-250 V		Wall socket	–	KU	1.8 kg	**GHG 512 4409 R0001**
		Wall socket	–	ME	1.9 kg	**GHG 512 4409 R3001**
		Flange socket			1.0 kg	**GHG 512 8409 R0001**
		Coupler			1.7 kg	**GHG 512 3409 R0001**
	9	Plug			0.7 kg	**GHG 512 7409 R0001**
380-415 V		Wall socket	–	KU	1.8 kg	**GHG 512 4406 R0001**
		Wall socket	–	ME	1.9 kg	**GHG 512 4406 R3001**
		Wall socket	yes	KH	1.8 kg	**GHG 512 4406 R0501**
		Flange socket			1.0 kg	**GHG 512 8406 R0001**
	6	Coupler			1.7 kg	**GHG 512 3406 R0001**
		Plug			0.7 kg	**GHG 512 7406 R0001**
480-500 V		Wall socket	–	KU	1.8 kg	**GHG 512 4407 R0001**
		Wall socket	–	ME	1.9 kg	**GHG 512 4407 R3001**
		Wall socket	yes	KH	1.8 kg	**GHG 512 4407 R0501**
		Flange socket			1.0 kg	**GHG 512 8407 R0001**
	7	Coupler			1.7 kg	**GHG 512 3407 R0001**
		Plug			0.7 kg	**GHG 512 7407 R0001**
600-690 V		Wall socket	–	KU	1.8 kg	**GHG 512 4405 R0001**
		Wall socket	–	ME	1.9 kg	**GHG 512 4405 R3001**
		Wall socket	yes	KH	1.8 kg	**GHG 512 4405 R0501**
		Flange socket			1.0 kg	**GHG 512 8405 R0001**
	5	Coupler			1.7 kg	**GHG 512 3405 R0001**
		Plug			0.7 kg	**GHG 512 7405 R0001**
Type 32 A 5-pole						
200-250 V 380-415 V		Wall socket	–	KU	1.8 kg	**GHG 512 4506 R0001**
		Wall socket	–	ME	1.9 kg	**GHG 512 4506 R3001**
		Wall socket	yes	KH	1.8 kg	**GHG 512 4506 R0501**
		Flange socket			1.0 kg	**GHG 512 8506 R0001**
	6	Coupler			1.7 kg	**GHG 512 3506 R0001**
		Plug			0.7 kg	**GHG 512 7506 R0001**

Other voltage ranges and versions available on request.

KU = 1 x plastic cable glands M40 for Ø 17-28 mm, 1 x M40 Ex-screw plug plastic

KH = 1 x plastic cable glands M40 for Ø 16-28 mm,
1 x plastic cable glands M25 for Ø 8 - 17 mm, with auxiliary contact

ME = 2 x metal thread M32 with Ex-screw plug plastic

32A 4-pole up to 690 V
32A 5-pole up to 415 V



Dimension drawing | Wiring diagram

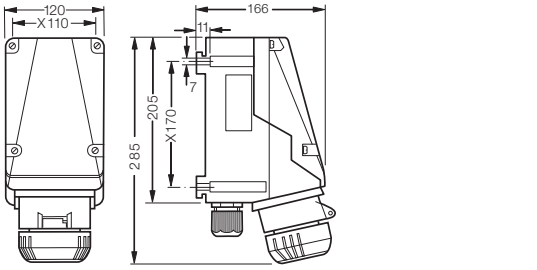

Wall socket 4-pole

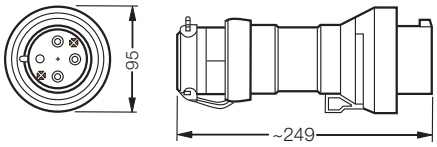

Plug 4-pole

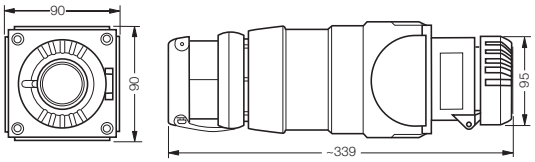

Coupler 4-pole

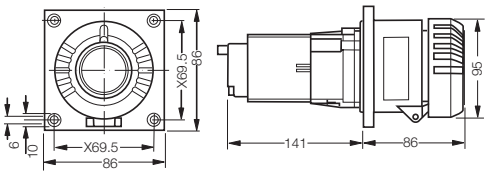

Flange socket 4-pole

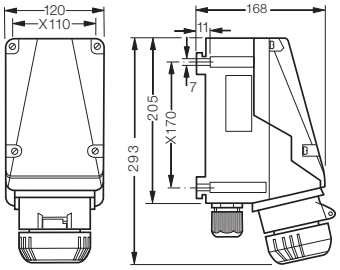

Wall socket 5-pole

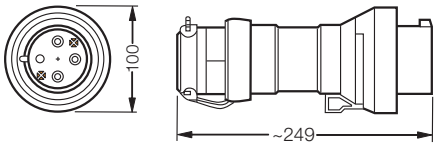

Plug 5-pole

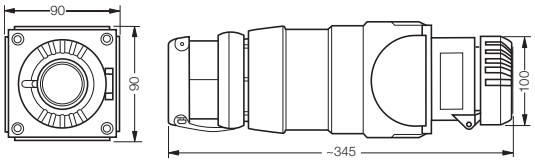

Coupler 5-pole

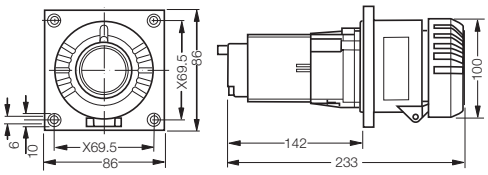

Flange socket 5-pole

X = fixing dimensions

without auxiliary contact

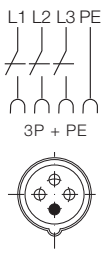

with auxiliary contact

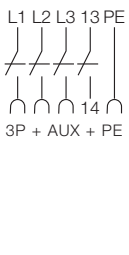

without auxiliary contact

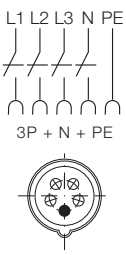

with auxiliary contact

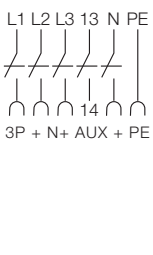

Dimensions in mm



Accessories

Mounting plates for wall sockets 32 A			
Type	Application	Fixing method	Order No.
Size 5	for wall mounting	snapped on	**GHG 610 1953 R0128**
Size 5	for trellis mounting	snapped on	**GHG 610 1953 R0128**
Size 5	for pipe mounting	snapped on	**GHG 610 1953 R0132**

Plug cap for plugs 32 A	
Type	Order No.
Plug 32 A 3-pole/4-pole	**GHG 510 1901 R0004**
Plug 32 A 5-pole	**GHG 510 1901 R0005**

Accessories for mounting plates		
Type	OU	Order No.
Mounting set for pipes 1" (Ø 27 - 30 mm) for mounting plates with pipe fixing	10	**GHG 610 1953 R0020**

Please pay attention to that only order units (OU) according to the ordering details can be delivered.

Protective canopy for mounting plate		
Type	Application	Order No.
Size 5	for mounting plate size 5, plugable	**GHG 610 1955 R0108**

Dimension drawing

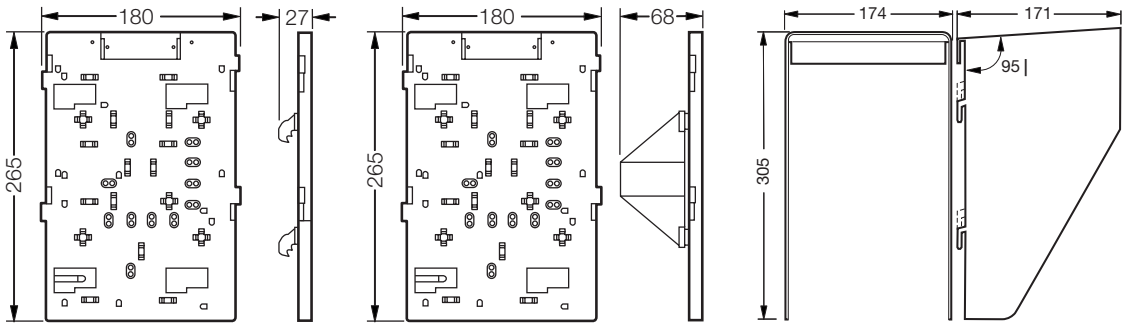

Mounting plate size 5 for wall/trellis mounting

Mounting plate size 5 for pipe mounting

Protective canopy size 5

Dimensions in mm