Sauls Wharf House
Crittens Road
Great Yarmouth
Norfolk, NR31 0AG

Telephone +44 (0)1493 602602
Email:sales@midasdisplays.com
Email:tech@midasdisplays.com
www.midasdisplays.com

Air Ultrasonic Ceramic Transducers 250ST/R180



Dimensions: dimensions are in mm

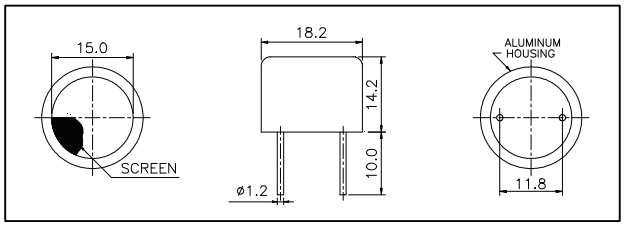

Impedance/Phase Angle vs. Frequency

Tested under 1Vrms Oscillation Level

250SR180 Impedance
250SR180 Phase
250ST180 Impedance
250ST180 Phase

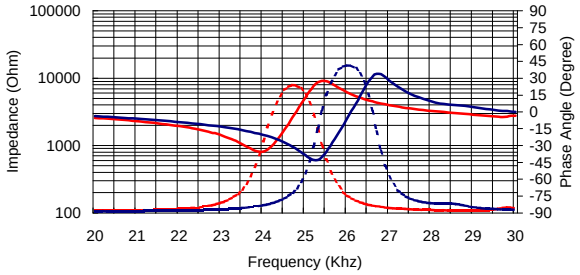

Specification

250ST180		Transmitter
250SR180		Receiver
Center Frequency		25.0±1.0Khz
Bandwidth (-6dB)	250ST180	1.5Khz
	250SR180	1.8Khz
Transmitting Sound Pressure Level at 25.0Khz; 0dB re 0.0002µbar per 10Vrms at 30cm		112dB min.
Receiving Sensitivity at 25.0Khz 0dB = 1 volt/µbar		-62dB min.
Capacitance at 1Khz	±20%	2400 pF
Max. Driving Voltage (cont.)		20Vrms
Total Beam Angle	-6dB	95° typical
Operation Temperature		-30 to 80°C
Storage Temperature		-40 to 85°C

All specification taken typical at 25°C
Closer frequency tolerance can be supplied upon request.

Sensitivity/Sound Pressure Level

Tested under 10Vrms @30cm

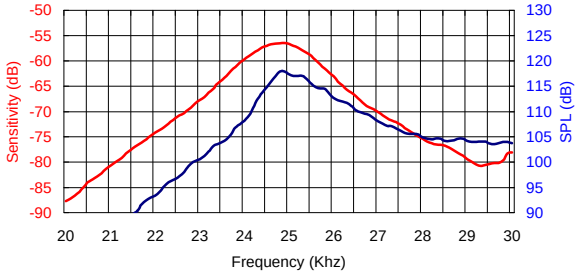

Beam Angle

Tested at 25.0Khz frequency

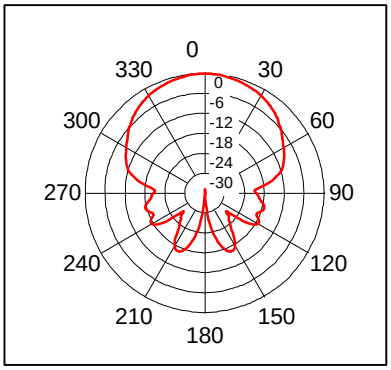

Model available:

1	250ST/R180	Aluminum Housing
2	250ST/R18B	Black Al. Housing

250SR180 Receiver

Sensitivity Variation vs. Loaded Resistor

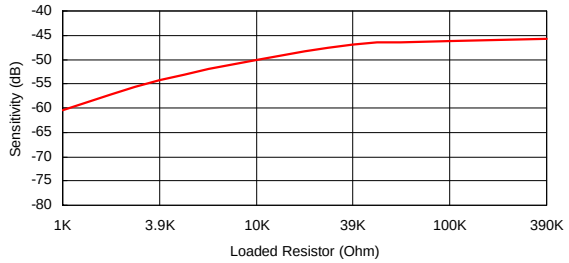

Center Frequency Shift vs. Loaded Resistor

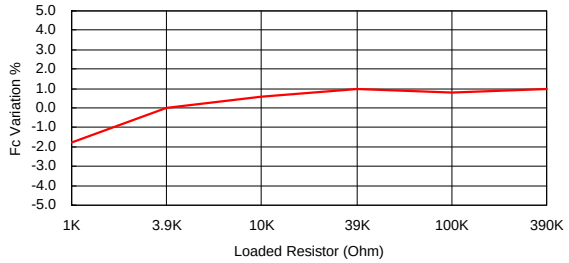

Sensitivity Variation vs. Temperature

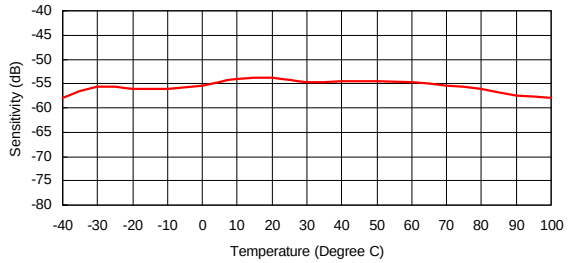

Center Frequency Shift vs. Temperature

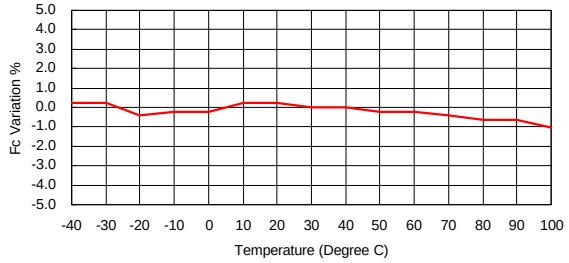

250ST180 Transmitter

SPL Variation vs. Driving Voltage

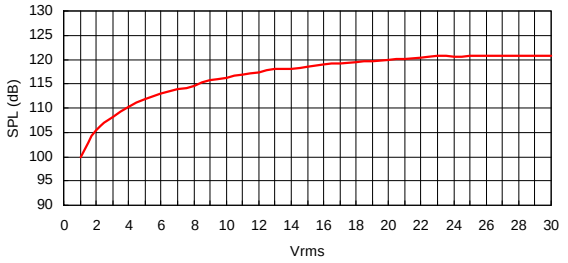

Center Frequency Shift vs. Driving Voltage

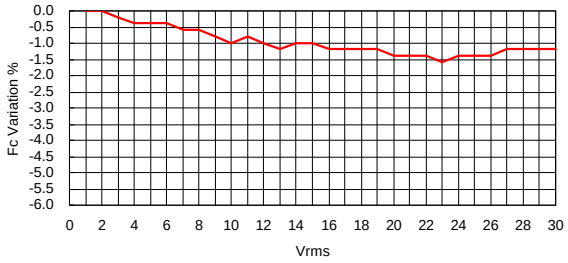

SPL Variation vs. Temperature

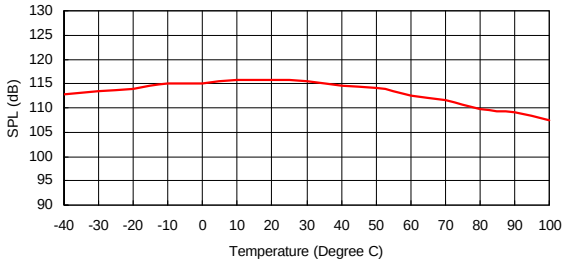

Center Frequency Shift vs. Temperature

