

Model Number

NEB8-12GM50-E2-V1

Features

- **Increased operating distance**
- **8 mm quasi flush**

Connection

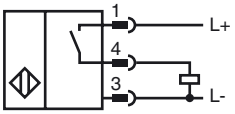

Pinout

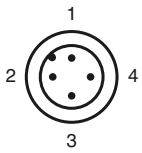

Wire colors in accordance with EN 60947-5-2

1	BN	(brown)
2	WH	(white)
3	BU	(blue)
4	BK	(black)

Accessories

BF 12
Mounting flange, 12 mm

V1-G
4-pin, M12 female field-attachable connector

V1-W
4-pin, M12 female field-attachable connector

V1-G-2M-PUR
Cable socket, M12, 4-pin, PUR cable

V1-W-2M-PUR
Cable socket, M12, 4-pin, PUR cable

Dimensions

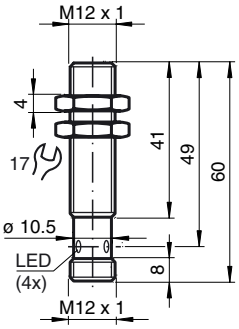

Technical Data

General specifications		
Switching element function		PNP NO
Rated operating distance	s_n	8 mm
Installation		quasi flush
Output polarity		DC
Assured operating distance	s_a	0 ... 6.48 mm
Reduction factor r_{Al}		0.3
Reduction factor r_{Cu}		0.25
Reduction factor r_{304}		0.7
Reduction factor r_{St37}		1
Nominal ratings		
Installation conditions		
A		2 mm
B		14 mm
C		24 mm
F		46 mm
Operating voltage	U_B	10 ... 30 V
Switching frequency	f	0 ... 400 Hz
Hysteresis	H	≤ 10 %
Reverse polarity protection		reverse polarity protected
Short-circuit protection		yes
Voltage drop	U_d	≤ 2 V
Operating current	I_L	0 ... 200 mA
Off-state current	I_r	0 ... 0.1 mA typ. 0.1 µA at 25 °C
No-load supply current	I_0	≤ 10 mA
Switching state indication		LED, yellow
Functional safety related parameters		
$MTTF_d$		602 a
Mission Time (T_M)		20 a
Diagnostic Coverage (DC)		0 %
Ambient conditions		
Ambient temperature		-25 ... 70 °C (-13 ... 158 °F)
Mechanical specifications		
Connection type		Device connector M12 x 1 , 4-pin
Housing material		chromium plated brass
Sensing face		PBT
Protection degree		IP67
Protection class		II
Mass		34 g
Compliance with standards and directives		
Standard conformity		
Standards		EN 60947-5-2:2007 IEC 60947-5-2:2007
Approvals and certificates		
UL approval		cULus Listed, General Purpose
CSA approval		cCSAus Listed, General Purpose
CCC approval		Products with a maximum operating voltage of ≤36 V do not bear a CCC marking because they do not require approval.

Release date: 2013-01-29 13:59 Date of issue: 2013-01-29 212697_eng.xml

Installation conditions

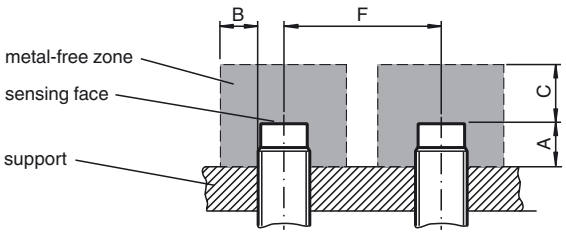

Release date: 2013-01-29 13:59 Date of issue: 2013-01-29 212697_eng.xml

Subject to modifications without notice
Copyright Pepperl+Fuchs

Pepperl+Fuchs Group www.pepperl-fuchs.com
USA: +1 330 486 0001 fa-info@us.pepperl-fuchs.com
Germany: +49 621 776-4411 fa-info@pepperl-fuchs.com
Singapore: +65 6779 9091 fa-info@sg.pepperl-fuchs.com

PEPPERL+FUCHS
SENSING YOUR NEEDS