DATASHEET



EX-TV10S 335-02Z-3D

Data

Ordering data

Product type description	EX-TV10S 335-02Z-3D
Article number (order number)	101193079
EAN (European Article Number)	4030661354750
eCl@ss number, version 12.0	27-27-26-01
eCl@ss number, version 11.0	27-27-26-01
eCl@ss number, version 9.0	27-27-26-01
ETIM number, version 7.0	EC000030
ETIM number, version 6.0	EC000030

Explosion protection

Explosion protection: regulations	EN IEC 60079-0 EN 60079-31
Explosion protection category	3D
Explosion protection designation	II 3D Ex tc IIIC T90°C Dc X

Manufacturer declaration	Additional simple electrical apparatus (Zone 0 and 20)

General data

Standards	BG-GS-ET-15 EN IEC 60947-5-1
Housing material	Metal, zinc die-cast
Housing coating material	painted
Material of the actuator	Stainless steel
Gross weight	116 g

General data - Features

Safety functions	Yes
Number of safety contacts	2

Safety classification

Standards	EN ISO 13849-1
Mission time	20 Year(s)

Safety classification - Safety outputs

B_{10D} Normally-closed contact (NC)	20,000,000 Operations

Mechanical data

Actuating element	Other
Mechanical life, minimum	1,000,000 Operations
Mounting hole for the Shaft	10 mm
Impact energy, maximum	7 J
Positive break travel	10.7 mm
Actuating speed, maximum	1 m/s

Mechanical data - Connection technique

Termination	Screw terminals M20 x 1.5
Cable cross-section of the cable glands, minimum	7 mm
Cable cross-section of the cable glands, maximum	12 mm
Cable section, minimum	1 mm²
Cable section, maximum	2.5 mm²
Note (Cable section)	All indications including the conductor ferrules.
Wire cross-section	13 AWG

Mechanical data - Dimensions

Length of sensor	65.3 mm
Width of sensor	40.5 mm
Height of sensor	107 mm

Ambient conditions

Degree of protection	IP65
Ambient temperature	-20 ... +60 °C
Ambient temperature, maximum (Cable section 1mm2)	+50 °C
Ambient temperature, maximum (Cable section 2.5mm2)	+55 °C

Ambient conditions - Insulation values

Rated insulation voltage U_i	500 V
Rated impulse withstand voltage U_{imp}	4 kV

Electrical data

Thermal test current	10 A
Utilisation category AC-15	230 VAC
Utilisation category AC-15	4 A
Utilisation category DC-13	24 VDC
Utilisation category DC-13	4 A
Switching element	Opener (NC)
Switching principle	Slow action
Bounce duration, maximum	3 ms
Switching frequency	1,800 /h
Material of the contacts, electrical	Silver

Scope of delivery

Scope of delivery	Ex-certified screwed cable gland

Note

Note (General)	By turning the head in 90° steps, 8 actuating planes are possible. A Torx T10 screwdriver is required for this purpose. Even when the screw is removed, the head is self-retaining. The switch can still not be tampered. Adjustment tool: locking screw to fix, shaft pre-drilled to pin Universal joint available to compensate for axial displacement (only for shaft bore 10 mm)

Ordering code

Product type description:
EX-TV(1)S 335-(2)Z-(3)-DG

(1)

8	Shaft bore Ø 8 mm
10	Shaft bore Ø 10 mm

(2)

02	2 NC contact
03	3 NC contact

11	1 NO contacts/1 NC contact
12	1 NO contact/2 NC contacts

(3)

M20	Cable entry M20

Pictures

Product picture (catalogue individual photo)



ID: ktv33f01
| 476.9 kB | .jpg | 193.322 x 304.8 mm - 548 x 864 px - 72 dpi
| 75.9 kB | .png | 74.083 x 116.769 mm - 210 x 331 px - 72 dpi
| 68.2 kB | .jpg | 78.317 x 123.472 mm - 222 x 350 px - 72 dpi

Dimensional drawing basic component

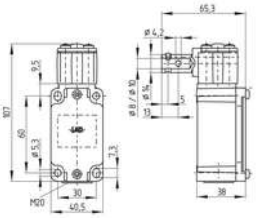

ID: 1tvs3g01
| 38.8 kB | .cdr |
| 10.4 kB | .png | 74.083 x 51.858 mm - 210 x 147 px - 72 dpi
| 127.2 kB | .jpg | 352.778 x 247.297 mm - 1000 x 701 px - 72 dpi

Switch travel diagram

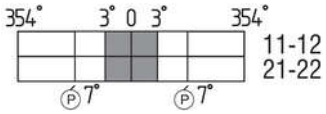

ID: ktvs3s01
| 1.7 kB | .png | 74.083 x 24.694 mm - 210 x 70 px - 72 dpi
| 52.9 kB | .jpg | 352.778 x 118.181 mm - 1000 x 335 px - 72 dpi

Diagram

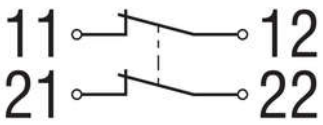

ID: k2o--k01
| 48.8 kB | .jpg | 352.778 x 125.236 mm - 1000 x 355 px - 72 dpi
| 2.3 kB | .png | 74.083 x 26.458 mm - 210 x 75 px - 72 dpi

Sample application illustration product

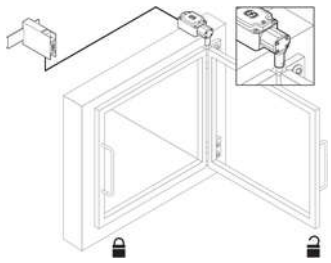

ID: pssp-a19
| 435.4 kB | .cdr |
| 16.6 kB | .png | 74.083 x 57.856 mm - 210 x 164 px - 72 dpi
| 161.7 kB | .jpg | 352.778 x 275.872 mm - 1000 x 782 px - 72 dpi

Schmersal India Pvt. Ltd., Plot No - G-7/1, Ranjangaon MIDC, Tal. - Shirur, Dist.- Pune 412 220
The details and data referred to have been carefully checked. Images may diverge from original. Further technical data can be found in the manual. Technical amendments and errors possible.
Generated on: 09/11/2023, 4:47 am