87045 LIMOGES Cedex
Telephone: (+33) 05 55 06 87 87 - Fax: (+33) 05 55 06 88 88

Colring cable ties for equipment

Cat. Nos: 0 318 00 to 0 318 18 / 0 318 20 to 0 318 38 / 0 320 12 to 0 320 15 / 0 320 18 to 0 320 20 / 0 320 22 to 0 320 32 / 0 320 37 to 0 320 40 / 0 320 42 to 0 320 51

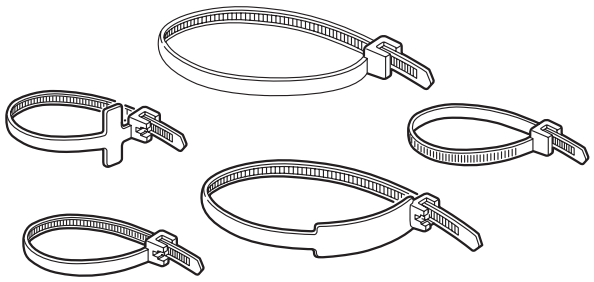

CONTENTS Page

1. Definition 1
2. Range. 1
3. General characteristics 2
4. Compliance with standards 4
5. Accessories 4

1. DEFINITION

The Colring cable tie is designed for electrical and electronic cabling, for grouping and attaching low and extra low voltage cables.
It is perfectly suited for applications such as automobiles, aeronautics, the pharmaceutical industry, telephony, transport, etc.

2. RANGE

- Cable ties with interior teeth (black and colourless)
- Identification ties and cable ties with exterior teeth (colourless)
- Plastic material without halogens, sulphur, chlorine, silicone and asbestos
- Self-locking head
- Delivered in sealed packaging

• Ties with interior teeth

Cat. Nos		Width (mm)	Length flat (mm)	Tightening diameter	
Colourless	Black			Min.	Max.
0 318 20 - 0 320 30	**0 318 00 - 0 320 12**	2.4	95	1.6	18
0 318 21 - 0 320 31	**0 318 01 - 0 320 13**	2.4	140	1.6	33
0 318 22 - 0 320 32	**0 318 02 - 0 320 14**	2.4	180	1.6	46
0 318 23 - 0 320 37	**0 318 03 - 0 320 15**	3.5	140	1.6	33
0 318 24 - 0 320 38	**0 318 04 - 0 320 18**	3.5	180	1.6	46
0 318 25 - 0 320 39	**0 318 05 - 0 320 19**	3.5	280	1.6	77
0 318 26 - 0 320 40	**0 318 06 - 0 320 20**	3.5	360	1.6	102
0 318 27 - 0 320 42	**0 318 07 - 0 320 22**	4.6	180	1.6	46
0 318 28 - 0 320 43	**0 318 08 - 0 320 23**	4.6	280	1.6	77
0 318 29 - 0 320 44	**0 318 09 - 0 320 24**	4.6	360	1.6	102
0 318 33	**0 318 13**	4.6	430	1.6	125
0 318 30 - 0 320 47	**0 318 10**	7.6	180	4.8	42
0 318 34	**0 318 14**	7.6	290	4.8	78
0 318 31 - 0 320 49	**0 318 11 - 0 320 29**	7.6	360	4.8	98
0 318 35 - 0 320 45	**0 318 15 - 0 320 25**	7.6	550	4.8	166
0 318 32 - 0 320 50	**0 318 12**	7.6	720	4.8	218
0 318 36 - 0 320 46	**0 318 16 - 0 320 26**	9	762	14	218
0 318 37 - 0 320 48	**0 318 17 - 0 320 27**	9	810	14	246
0 318 38 - 0 320 51	**0 318 18 - 0 320 28**	12.6	1030	20	317

2. RANGE *(cont.)*

• Ties with interior teeth (Colourless)

Cat. Nos	Width (mm)	Length flat (mm)	Tightening diameter	
			Min.	Max.
0 320 52	2.4	105	1.6	22
0 320 54	3.5	140	1.6	33
0 320 55	4.6	180	1.6	46
0 320 57	4.6	360	1.6	102
0 320 58	7.6	360	4.8	98

• Identification ties (Colourless)

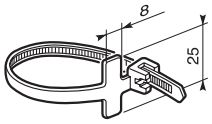

0 320 61

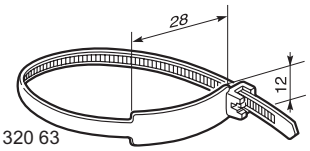

0 320 63

Cat. Nos	Width (mm)	Length flat (mm)	Tightening diameter	
			Min.	Max.
0 320 61	2.4	95	4	18
0 320 63	4.6	180	9.5	46

Colring cable ties for equipment

Cat. Nos: 0 318 00 to 0 318 18 / 0 318 20 to 0 318 38 / 0 320 12 to 0 320 15 / 0 320 18 to 0 320 20 / 0 320 22 to 0 320 32 / 0 320 37 to 0 320 40 / 0 320 42 to 0 320 51

3. GENERAL CHARACTERISTICS

3.1 Tear-off resistance

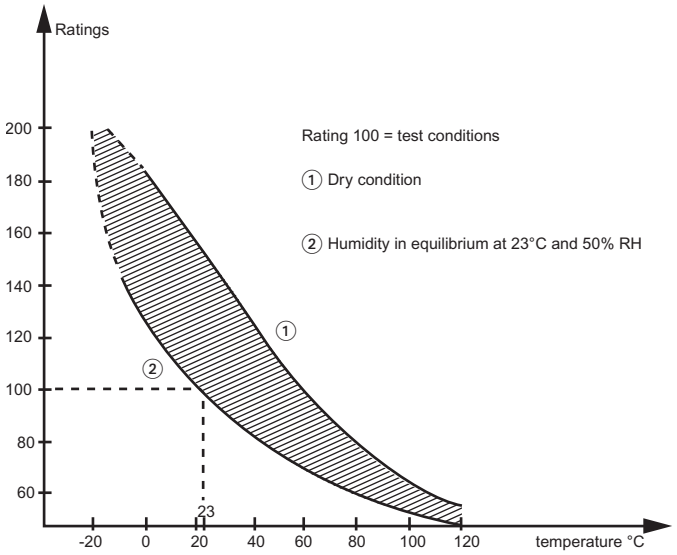

Tear-off resistance according to EN 62275

	Cat. Nos		Tear-off resistance according to EN 62275 Tightening diameter	
	Colourless	Black	Test diameter (mm)	Guaran-teed min. resistance (daN)
Ties with interior teeth	**0 318 20 - 0 320 30**	**0 318 00 - 0 320 12**	18	8
	0 318 21 - 0 320 31	**0 318 01 - 0 320 13**	20	8
	0 318 22 - 0 320 32	**0 318 02 - 0 320 14**	38	8
	0 318 23 - 0 320 37	**0 318 03 - 0 320 15**	20	13
	0 318 24 - 0 320 38	**0 318 04 - 0 320 18**	38	13
	0 318 25 - 0 320 39	**0 318 05 - 0 320 19**	38	13
	0 318 26 - 0 320 40	**0 318 06 - 0 320 20**	38	13
	0 318 27 - 0 320 42	**0 318 07 - 0 320 22**	38	22
	0 318 28 - 0 320 43	**0 318 08 - 0 320 23**	38	22
	0 318 29 - 0 320 44	**0 318 09 - 0 320 24**	38	22
	0 318 33	**0 318 13**	38	22
	0 318 30 - 0 320 47	**0 318 10**	38	53
	0 318 34	**0 318 14**	38	53
	0 318 31 - 0 320 49	**0 318 11 - 0 320 29**	38	53
	0 318 35 - 0 320 45	**0 318 15 - 0 320 25**	38	53
	0 318 32 - 0 320 50	**0 318 12**	38	53
	0 318 36 - 0 320 46	**0 318 16 - 0 320 26**	38	77
	0 318 37 - 0 320 48	**0 318 17 - 0 320 27**	38	77
	0 318 38 - 0 320 51	**0 318 18 - 0 320 28**	38	111
Ties with exterior teeth	**0 320 52**		20	8
	0 320 54		20	13
	0 320 55		38	22
	0 320 57		38	22
	0 320 58		38	53
Identification ties	**0 320 61**		38	8
	0 320 63		38	22

3. GENERAL CHARACTERISTICS *(cont.)*

3.2 Detent force

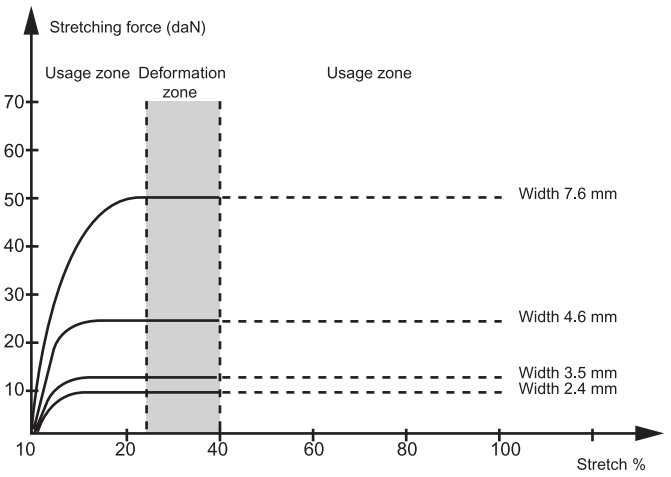

Stretch resistance

	Cat. Nos		Detent force (daN)
	Colourless	Black	
Ties with interior teeth	**0 318 20 - 0 320 30**	**0 318 00 - 0 320 12**	0.5
	0 318 21 - 0 320 31	**0 318 01 - 0 320 13**	0.5
	0 318 22 - 0 320 32	**0 318 02 - 0 320 14**	0.5
	0 318 23 - 0 320 37	**0 318 03 - 0 320 15**	0.5
	0 318 24 - 0 320 38	**0 318 04 - 0 320 18**	0.5
	0 318 25 - 0 320 39	**0 318 05 - 0 320 19**	0.5
	0 318 26 - 0 320 40	**0 318 06 - 0 320 20**	0.5
	0 318 27 - 0 320 42	**0 318 07 - 0 320 22**	0.5
	0 318 28 - 0 320 43	**0 318 08 - 0 320 23**	0.5
	0 318 29 - 0 320 44	**0 318 09 - 0 320 24**	0.5
	0 318 33	**0 318 13**	1.5
	0 318 30 - 0 320 47	**0 318 10**	1
	0 318 34	**0 318 14**	2
	0 318 31 - 0 320 49	**0 318 11 - 0 320 29**	1
	0 318 35 - 0 320 45	**0 318 15 - 0 320 25**	1.5
	0 318 32 - 0 320 50	**0 318 12**	1
	0 318 36 - 0 320 46	**0 318 16 - 0 320 26**	2
	0 318 37 - 0 320 48	**0 318 17 - 0 320 27**	2
	0 318 38 - 0 320 51	**0 318 18 - 0 320 28**	2
Ties with exterior teeth	**0 320 52**		0.45
	0 320 54		0.6
	0 320 55		0.9
	0 320 57		0.9
	0 320 58		1.5
Identifica-tion ties	**0 320 61**		0.5
	0 320 63		0.5

3. GENERAL CHARACTERISTICS *(cont.)*

3.3 Strength at temperature in °C

		Colourless	Black
In permanent use: > 20,000h		85°C	105°C
In continuous use: > 1,000h		100°C	120°C
Permissible peak:		130°C	150°C
Cold resistance:	in use	- 15°C	- 15°C
	at mounting	- 10°C	0°C

	Cat. Nos	Temperature resistance		
		max. operating temperature (°C)	min. operating temperature (°C)	min. installation (°C)
Colourless Colring Cable Ties	**0 320 30**	75	-40	-10
	0 320 31	75	-40	-10
	0 320 32	75	-40	-10
	0 320 37	75	-40	-10
	0 320 38	75	-40	-10
	0 320 39	75	-40	-10
	0 320 40	75	-40	-10
	0 320 42	75	-40	-10
	0 320 43	75	-40	-10
	0 320 44	75	-40	-10
	0 320 47	75	-40	-10
	0 320 49	75	-40	-10
	0 320 50	75	-15	-10
	0 320 52	75	-40	-10
	0 320 54	75	-40	-10
	0 320 55	75	-40	-10
	0 320 57	75	-40	-10
	0 320 58	75	-40	-10
	0 320 61	75	-40	-10
	0 320 63	75	-40	-10
	0 320 45	75	-15	-10
	0 320 46	75	-15	-10
	0 320 48	75	-15	-10
	0 320 51	75	-15	-10
Black Colring Cable Ties	**0 320 12**	105	-40	0
	0 320 13	105	-40	0
	0 320 14	105	-40	0
	0 320 15	105	-40	0
	0 320 18	105	-40	0
	0 320 19	105	-40	0
	0 320 20	105	-40	0
	0 320 22	105	-40	0
	0 320 23	105	-40	0
	0 320 24	105	-40	0
	0 320 29	105	-40	0
	0 320 25	85	-15	0
	0 320 26	85	-15	0
	0 320 27	85	-15	0
	0 320 28	85	-15	0

	Cat. Nos	Temperature resistance		
		max. operating temperature (°C)	min. operating temperature (°C)	min. installation (°C)
Colourless Colring Cable Ties	**0 318 20**	85	-15	-10
	0 318 21	85	-15	-10
	0 318 22	85	-15	-10
	0 318 23	85	-15	-10
	0 318 24	85	-15	-10
	0 318 25	85	-15	-10
	0 318 26	85	-15	-10
	0 318 27	85	-15	-10
	0 318 28	85	-15	-10
	0 320 29	85	-15	-10
	0 318 30	85	-15	-10
	0 318 31	85	-15	-10
	0 318 32	85	-15	-10
	0 318 33	85	-15	-10
	0 318 34	85	-15	-10
	0 318 35	85	-15	-10
	0 318 36	85	-15	-10
	0 318 37	85	-15	-10
	0 318 38	85	-15	-10
Black Colring Cable Ties	**0 318 00**	105	-15	0
	0 318 01	105	-15	0
	0 318 02	105	-15	0
	0 318 03	105	-15	0
	0 318 04	105	-15	0
	0 318 05	105	-15	0
	0 318 06	105	-15	0
	0 318 07	105	-15	0
	0 318 08	105	-15	0
	0 318 09	105	-15	0
	0 318 10	105	-15	0
	0 318 11	105	-15	0
	0 318 12	105	-15	0
	0 318 13	105	-15	0
	0 318 14	105	-15	0
	0 318 15	105	-15	0
	0 318 16	105	-15	0
	0 318 17	105	-15	0
	0 318 18	105	-15	0

3.4 Material characteristics

Humidity absorption: 1.2% (24h water at 23°C in accordance with ISO 62)
Without halogens, sulphur, chlorine, silicone and asbestos.

3.5 Fire behaviour

- Resistance to Needle-Flame test method IEC 60 695-11-5 ..... 850°C on a plastic chip 1.6 or 3 mm thick
- Classification according to..... UL 94 V2
- Limiting oxygen index (LOI) EN/ISO 4589-1 / ASTM D 2863-00
  Colourless: 28.5%
  Black: 26%
- Corrosiveness of smoke according to NFC 20-453: ..... < 5%

3. GENERAL CHARACTERISTICS *(cont.)*

3.6 Ultra-Violet resistance

- Resistance to ultra-violet using the EDF test according to standard EN 62275
  Colourless: ..... not protected
  Black: ..... protected

3.7 Resistance to chemical agents

Mineral acids	Hydrochloric ≤ 10%	++
	Sulphuric ≤ 10%	++
	Nitric all concentrations	-
Organic acids	Acetic	+
	Tartaric	++
	Uric	++
	Formic	-
Bases minérales	Soda ≤ 10%	++
	Potassium ≤ 10%	++
	Ammoniac ≤ 10%	++
Organic bases	Anilines (pure)	+
	Pyridine (pure)	-
	Urea	++
	Oils	++
	Greases	++
	Petroleum products	++
	Sea water	++
	Chlorinated solvents	-
	Phenols	-
	Alcohol	++
	Hydrocarbons	++
	Mineral salts	++

at a temperature of 23°C
++ : excellent + : moderate - : low

4. COMPLIANCE WITH STANDARDS

- EN 62275 type1 (NFC 68-146)
- Standard UL 1565
- Standard SAE -AS 33671

5. ACCESSORIES

5.1 Legrand P46 tool

Cat. No. 0 320 88
- Direct adjustment of the tightening stress via the knurled knob located at the base of the handle.
After tightening, a blade automatically cuts the excess length flush with the head.

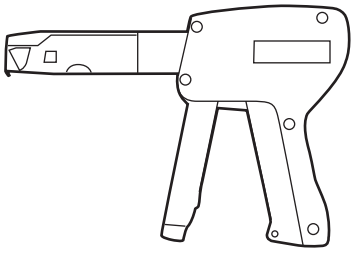

- For cable ties 2.4 - 3.5 mm wide and 4.6 mm wide, tightening and cutting of the excess length can be performed using the Legrand P46 tool. Note that, for a width of 7.6 mm, the use of the Colson tool (Cat. no. 0 319 96) is recommended.

5.2 Clip-on base

Cat. No. 0 320 76
Material: plastic (colourless)
For ties 4.6 mm wide max.
For sheet steel 0.5 to 3 mm thick
Drilling diameter: 6 to 6.35 mm
Overall dimensions:

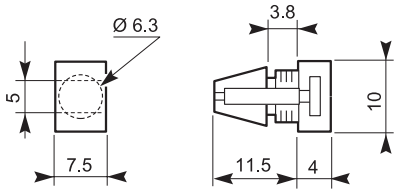

5.3 Screw-on base

Cat. Nos:
- with central fixation
- 0 320 70 for tie 4.6 mm wide max. and screw Ø 4 mm
- 0 320 72 for tie 7.6 mm wide max. and screw Ø 5 mm
Material: plastic
Overall dimensions:

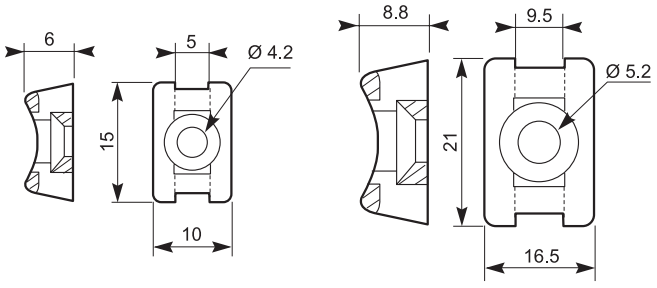

Colring cable ties for equipment

Cat. Nos: 0 318 00 to 0 318 18 / 0 318 20 to 0 318 38 / 0 320 12 to 0 320 15 / 0 320 18 to 0 320 20 / 0 320 22 to 0 320 32 / 0 320 37 to 0 320 40 / 0 320 42 to 0 320 51

5. ACCESSORIES *(cont.)*

5.4 Self-adhesive bases
Cat. Nos: 0 320 65 (colourless) and 0 320 67 (black)
Material: plastic
For ties 4.6 mm wide max.
Rapid set adhesive:
- Maximum hold after polymerization for 48h; to be mounted on a clean, degreased surface, applying a force of 5daN for 5 seconds
- Installation temperature: between 20°C and 40°C
Not recommended below 10°C

Tear-off resistance:

Type A

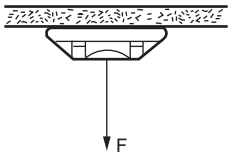

Results:
F ↗ A vg.: ≥ 210 N
F ↗ B min.: 180 N

Type B

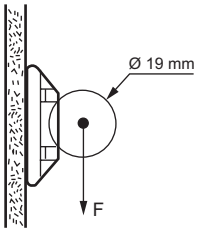

Results:
F ↗ A vg.: ≥ 100 N
F ↗ B min.: 80 N

180N axial tension and 80N perpendicular tension.
The static resistance is 240 hours minimum under a load of 20N.
Tests performed at ambient temperature.

Overall dimensions:

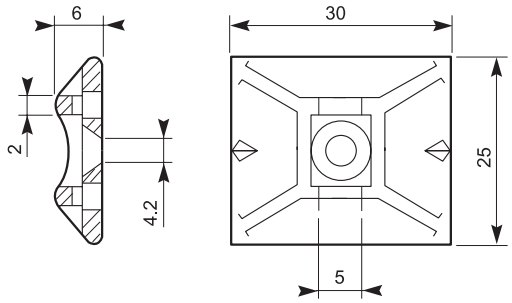

5.5 Identification plate
Cat. No(s): 0 320 85
For ties 4.6 mm wide max.
Marking with black felt-tip pen with indelible ink Cat. No.: 0 395 98

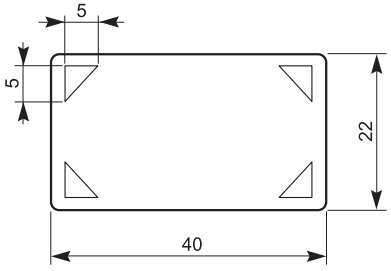

5. ACCESSORIES *(cont.)*

5.6 Black felt-tip pen
Cat. No(s): 0 395 98
Felt-tip pen with indelible ink.
Adheres to all clean dry surfaces.

