Limit switches

Osiswitch® Universal, **Osi**concept®

Compact design, plastic, type XCK P

Complete units with 1 ISO M16 x 1.5 cable entry

Type of head	**Plunger (fixing by the body)**					
	Form B *(1)*		**Form C** *(1)*	**Form E** *(1)*		
	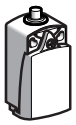		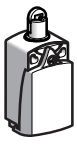	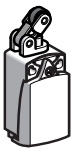	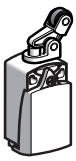	
Type of operator	Metal end plunger	Metal end plunger with elastomer boot	Steel roller plunger	Thermoplastic roller lever plunger, horizontal actuation in 1 direction	Thermoplastic roller lever plunger, vertical actuation in 1 direction	Thermoplastic roller lever plunger, horiz. or vert. actuation in 1 direction
References *(2) (3)*						
	**XCK P2110P16** 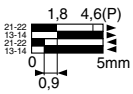	**XCK P2111P16** 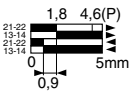	**XCK P2102P16** 	**XCK P2121P16** 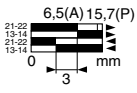	**XCK P2127P16** 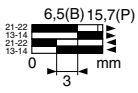	**XCK P2128P16** 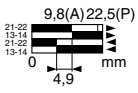
	**XCK P2510P16** 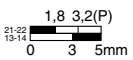	**XCK P2511P16** 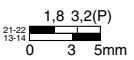	**XCK P2502P16** 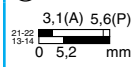	**XCK P2521P16**	**XCK P2527P16** 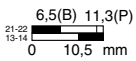	**XCK P2528P16** 
	**2-pole N/C + N/C snap action (XE2S P2141)**	**ZCP 29 + ZCP EP16 + ZCE 10** 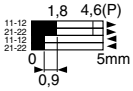	**ZCP 29 + ZCP EP16 + ZCE 11** 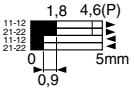	**ZCP 29 + ZCP EP16 + ZCE 02** 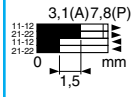	**ZCP 29 + ZCP EP16 + ZCE 21** 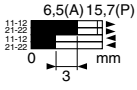	**ZCP 29 + ZCP EP16 + ZCE 27** 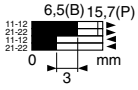	**ZCP 29 + ZCP EP16 + ZCE 28** 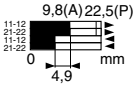
	**2-pole N/C + N/C simultaneous, slow break (XE2N P2141)**	**ZCP 27 + ZCP EP16 + ZCE 10** 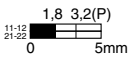	**ZCP 27 + ZCP EP16 + ZCE 11** 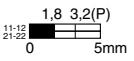	**ZCP 27 + ZCP EP16 + ZCE 02** 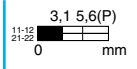	**ZCP 27 + ZCP EP16 + ZCE 21** 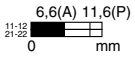	**ZCP 27 + ZCP EP16 + ZCE 27** 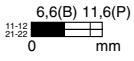	**ZCP 27 + ZCP EP16 + ZCE 28** 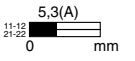
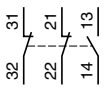	**3-pole N/C + N/C + N/O snap action (XE3S P2141)**	**ZCP 39 + ZCP EP16 + ZCE 10** 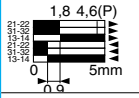	**ZCP 39 + ZCP EP16 + ZCE 11** 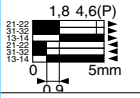	**ZCP 39 + ZCP EP16 + ZCE 02** 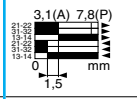	**ZCP 39 + ZCP EP16 + ZCE 21** 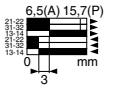	**ZCP 39 + ZCP EP16 + ZCE 27** 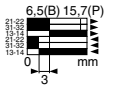	**ZCP 39 + ZCP EP16 + ZCE 28** 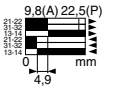
	3-pole N/C + N/C + N/O break before make, slow break (XE3N P2141)	**ZCP 37 + ZCP EP16 + ZCE 10**	**ZCP 37 + ZCP EP16 + ZCE 11**	**ZCP 37 + ZCP EP16 + ZCE 02**	**ZCP 37 + ZCP EP16 + ZCE 21**	**ZCP 37 + ZCP EP16 + ZCE 27**	**ZCP 37 + ZCP EP16 + ZCE 28**
Weight (kg)	0.090	0.090	0.095	0.105	0.100	0.105
Contact operation	■ *contact closed* □ *contact open*		*(A)(B) = cam displacement (P) = positive opening point*		⊖ *N/C contact with positive opening operation*	

Characteristics

Switch actuation		On end		By 30° cam		
Type of actuation						
Maximum actuation speed		0.5 m/s			1 m/s	
Mechanical durability (in millions of operating cycles)		15		10	15	
Minimum force or torque	For tripping	15 N		12 N	6 N	
	For positive opening	45 N		36 N	18 N	
Cable entry *(3)*		1 entry tapped M16 x 1.5 mm for ISO cable gland, clamping capacity 4 to 8 mm				

(1) Form conforming to EN 50047, see page 31900/8.

(2) Switches with gold contacts or ring type connections: please consult our Regional Sales Office.

*(3) For an entry tapped for a n° 11 cable gland, replace P16 in the reference by **G11**. Examples: XCK P2110P16 becomes **XCK P2110G11**, ZCP EP16 becomes **ZCP EG11**.*

Limit switches

Osiswitch® Universal, **Osi**concept®

Compact design, plastic, type XCK P

Complete units with 1 ISO M16 x 1.5 cable entry

Type of head	Plunger (fixing by the head)		Rotary (fixing by the body)				Multi-directional
			Form A *(1)*				
				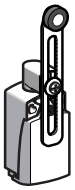		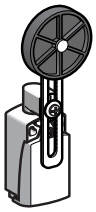	
Type of operator	M18 with metal end plunger	M18 with steel roller plunger	Thermoplastic roller lever	Variable length thermoplastic roller lever	Thermoplastic roller lever, Ø 50 mm	Variable length thermoplastic roller lever, Ø 50 mm	"Cat's whisker" *(4)*
References *(2)*							
 **2-pole N/C + N/O snap action (XE2S P2151)**	**XCK P21H0P16** 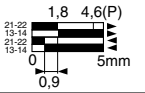	**XCK P21H2P16** 	**XCK P2118P16** 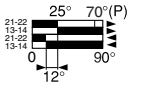	**XCK P2145P16** 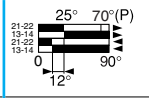	**XCK P2139P16** 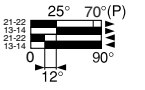	**XCK P2149P16** 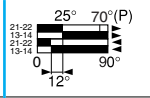	**XCK P2106P16** 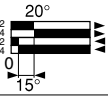
 **2-pole N/C + N/O break before make, slow break (XE2N P2151)**	**XCK P25H0P16** 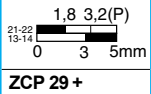	**XCK P25H2P16** 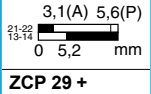	**XCK P2518P16** 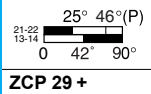	**XCK P2545P16** 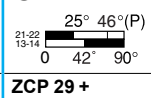	**XCK P2539P16** 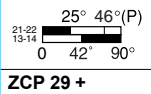	**XCK P2549P16** 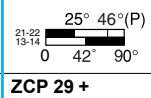	**XCK P2506P16** 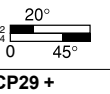
 **2-pole N/C + N/C snap action (XE2S P2141)**	**ZCP 29 + ZCP EP16 + ZCE H0** 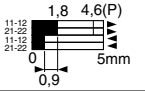	**ZCP 29 + ZCP EP16 + ZCE H2** 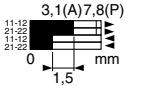	**ZCP 29 + ZCP EP16 + ZCE 01 + ZCY 18** 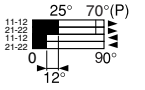	**ZCP 29 + ZCP EP16 + ZCE 01 + ZCY 45** 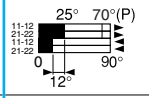	**ZCP 29 + ZCP EP16 + ZCE 01 + ZCY 39** 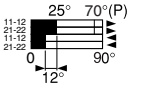	**ZCP 29 + ZCP EP16 + ZCE 01 + ZCY 49** 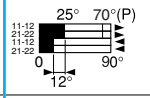	**ZCP29 + ZCP EP16 + ZCE 06** 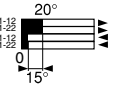
 **2-pole N/C + N/C simultaneous, slow break (XE2N P2141)**	**ZCP 27 + ZCP EP16 + ZCE H0** 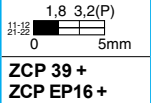	**ZCP 27 + ZCP EP16 + ZCE H2** 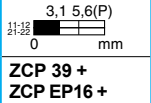	**ZCP 27 + ZCP EP16 + ZCE 01 + ZCY 18** 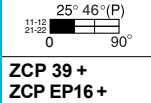	**ZCP 27 + ZCP EP16 + ZCE 01 + ZCY 45** 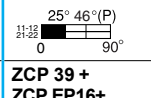	**ZCP 27 + ZCP EP16 + ZCE 01 + ZCY 39** 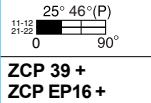	**ZCP 27 + ZCP EP16 + ZCE 01 + ZCY 49** 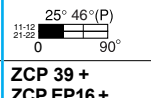	**ZCP 27 + ZCP EP16 + ZCE 06** 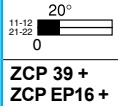
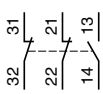 **3-pole N/C + N/C + N/O snap action (XE3S P2141)**	**ZCP 39 + ZCP EP16 + ZCE H0**	**ZCP 39 + ZCP EP16 + ZCE H2**	**ZCP 39 + ZCP EP16 + ZCE 01 + ZCY 18**	**ZCP 39 + ZCP EP16+ ZCE 01 + ZCY 45**	**ZCP 39 + ZCP EP16 + ZCE 01 + ZCY 39**	**ZCP 39 + ZCP EP16 + ZCE 01 + ZCY 49**	**ZCP 39 + ZCP EP16 + ZCE 06**
3-pole N/C + N/C + N/O break before make, slow break (XE3N P2141)	**ZCP 37+ ZCP EP16 + ZCE H0**	**ZCP 37 + ZCP EP16 + ZCE H2**	**ZCP 37 + ZCP EP16 + ZCE 01 + ZCY 18**	**ZCP 37 + ZCP EP16 + ZCE 01 + ZCY 45**	**ZCP 37 + ZCP EP16 + ZCE 01 + ZCY 39**	**ZCP 37 + ZCP EP16 + ZCE 01 + ZCY 49**	**ZCP 37 + ZCP EP16 + ZCE 06**
Weight (kg)	0.130	0.130	0.135	0.145	0.145	0.155	0.085
Contact operation	■ *contact closed* □ *contact open*		*(A) = cam displacement* *(P) = positive opening point*		⊖ *N/C contact with positive opening operation*		

Characteristics

Switch actuation	On end	By 30° cam				By any moving part
Type of actuation						
Maximum actuation speed	0.5 m/s		1.5 m/s			1 m/s (any direct.)
Mechanical durability	10 million operating cycles					5 million op. cycles
Minimum force or torque – For tripping	15 N	10 N	0.1 N.m			0.13 N.m
Minimum force or torque – For positive opening	45 N	36 N	0.25 N.m			–
Cable entry *(3)*	1 entry tapped M16 x 1.5 mm for ISO cable gland, clamping capacity 4 to 8 mm					

(1) Form conforming to EN 50047, see page 31900/8.

(2) Switches with gold contacts or ring type connections: please consult our Regional Sales Office.

*(3) For an entry tapped for a n° 11 cable gland, replace P16 in the ref. by **G11**. Examples: XCK P21H0P16 becomes **XCK P21H0G11**, ZCP EP16 becomes **ZCP EG11**.*

(4) Value taken with actuation by moving part at 100 mm from the fixings.

Limit switches

Osiswitch® Universal, **Osi**concept®

Compact design, plastic, type XCK P

Complete units with 1 ISO M16 x 1.5 cable entry

ZCP 2● + ZCP EP16 / ZCP 3● + ZCP EP16

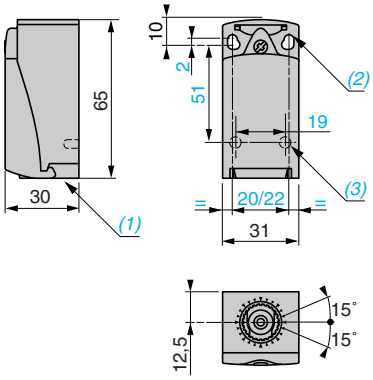

ZCE 10

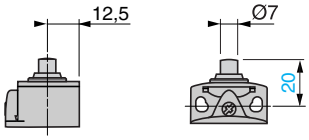

ZCE 11

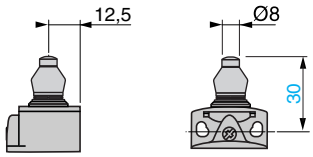

ZCE 02

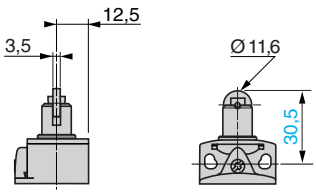

ZCE 21

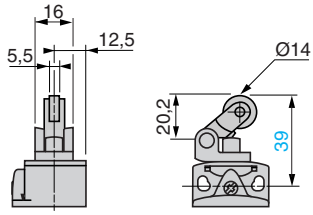

ZCE 27

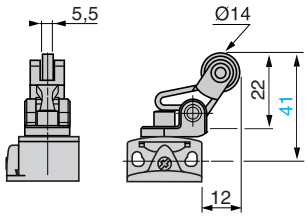

ZCE 28

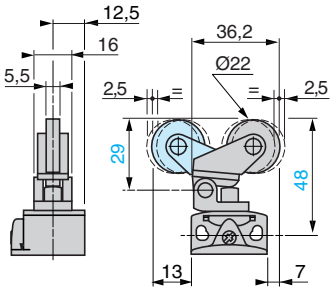

ZCE H0

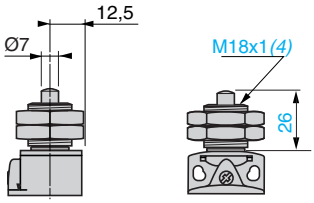

ZCE H2

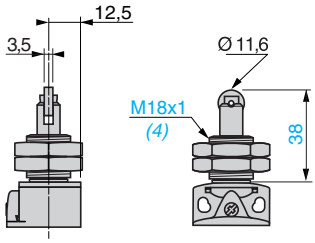

(1) Tapped entry for ISO M16 x 1.5 or Pg 11 cable gland.
(2) 2 elongated holes Ø 4.3 x 6.3 mm on 22 mm centres, 2 holes Ø 4.3 on 20 mm centres.
(3) 2 x Ø 3 holes for support studs, depth 4 mm.
(4) Fixing nut thickness 3.5 mm.

Limit switches

Osiswitch® Universal, **Osi**concept®

Compact design, plastic, type XCK P

Complete units with 1 ISO M16 x 1.5 cable entry

ZCE 01 + ZCY 18

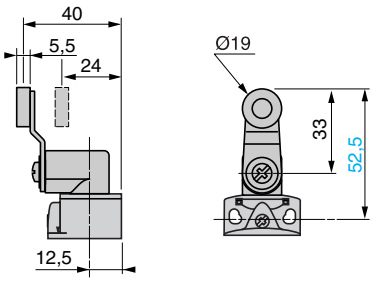

ZCE 01 + ZCY 45

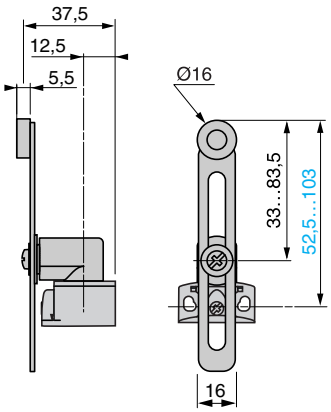

ZCE 01 + ZCY 39

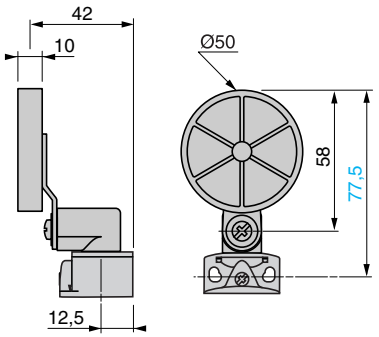

ZCE 01 + ZCY 49

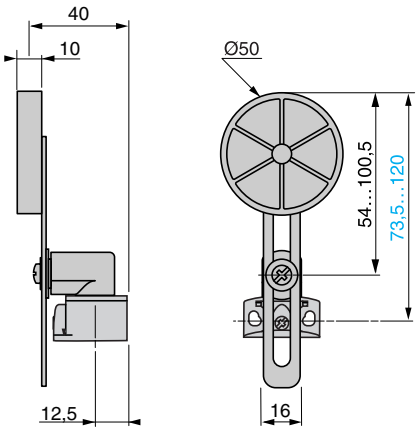

ZCE 06

