Double-throw Switches without „OFF“ 60° Switching

Function	Escutch. Plate	Type/Handle CA4 CA4-1 CL4	CAD.. CA10- CA25 CL10	CA10B- CA25B	C26- C315	Code	Stages	Connection Diagram
1 pole						A220-600	1	
2 pole						A221-600	2	
3 pole						A222-600	3	
4 pole						A223-600	4	
4 pole 1 pole preclose 6°[3]						A673-600	4	
5 pole						A369-600	5	
6 pole						A370-600	6	
7 pole						A371-600	7	
8 pole						A372-600	8	
8 pole 2 pole preclose 6°[3]		[2]				A972-600	8	
9 pole						A373-600	9	
10 pole						A374-600	10	
11 pole			[4]			A375-600	11	
12 pole			[4]			A376-600	12	

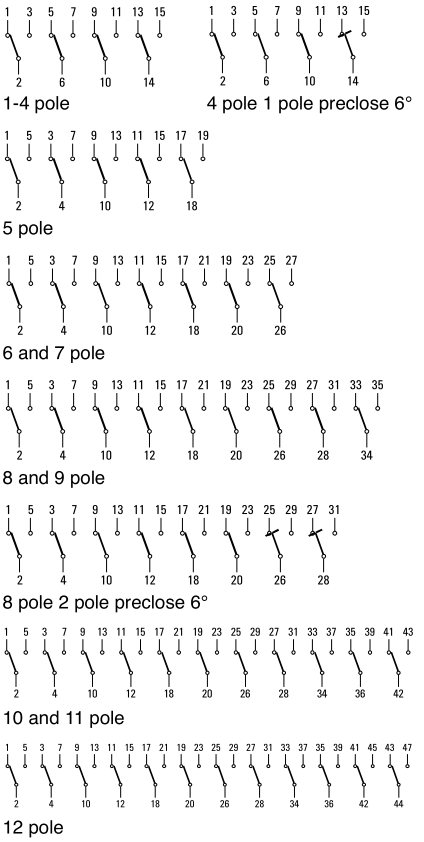

Double-throw Switches without „OFF“ with electrically isolated contacts

Function	Escutch. Plate	Type/Handle CA4 CA4-1 CL4	CAD.. CA10- CA25 CL10	CA10B- CA25B	C26- C315	Code	Stages	Connection Diagram
1 pole						A720-600	1	
2 pole						A721-600	2	
3 pole						A722-600	3	
4 pole						A723-600	4	
4 pole 1 pole preclose 6°[3]						A973-600	4	
1 pole with spring return						A795-600	1	

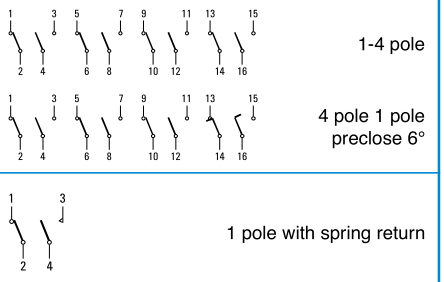

Double-throw Switches without „OFF“ 30° Switching

Function	Escutch. Plate	Type/Handle CA4 CA4-1 CL4	CAD.. CA10- CA25 CL10	CA10B- CA25B	C26- C315	Code	Stages	Connection Diagram
1 pole						A120-600	1	
2 pole						A121-600	2	
3 pole						A122-600	3	
4 pole						A123-600	4	
1 pole with spring return						A295-600	1	
2 pole with spring return						A296-600	2	
3 pole with spring return			[1]			A297-600	3	
1 pole with spring return	OFF ON					A295-620	1	
2 pole with spring return	OFF ON					A296-620	2	
3 pole with spring return	OFF ON		[1]			A297-620	3	

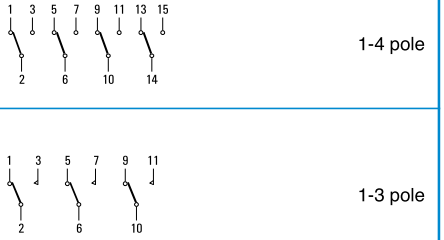

[1] not available for switch type CA25 [2] not available for switch type CL4 [3] for use in a three phase four-wire system with switched neutral
[4] not available for switch type CL10