Shock-Safe Fuseholder, 5 x 20 / 6.3 x 32 mm, Fingergrip



Socket with Cap to Grip
Caps must be ordered separately (see accessories)

250 VAC · 4 W / 10 A (VDE)20/16 A (UL/CSA)

Description
- Screw type fuse carrier

Standards
- IEC 60127-6
- UL 512
- CSA C22.2 no. 39

Approvals
- VDE Certificate Number: 134125
- UL File Number: E39328
- CSA File Number: 38456

Weblinks
pdf-datasheet, html-datasheet, General Product Information, Approvals, CE declaration of conformity, RoHS, CHINA-RoHS, REACH, e-Shop, SCHURTER-Stock-Check, Distributor-Stock-Check, Accessories, Detailed request for product

Technical Data

Shock-Safe Category	PC2
Fuse-Link	5 x 20 or 6.3 x 32 mm
Mounting	Panel Mount, Front Side
Mounting	Fixing Nut
Terminal	Solder
Rated Voltage	250 VAC
Rated current	10 A (VDE), 20/16 A (UL/CSA)
Rated Power Acceptance IEC	4 W / 10 A @ Ta 23 °C Admissible power acceptance at higher ambient temperature see derating curves
Degree of Protection	IP 40
Protection Class	Suitable for appliances with protection class I or II acc. to IEC 61140
Admissible Ambient Air Temp.	-40 °C to 85 °C
Climatic Category	40/085/21 acc. to IEC 60068-1
Material: Socket	Thermoplastic, black
Material: Terminals	Tin-Plated Copper Alloy
Unit Weight	5.5 g / 3.22 g
Storage Conditions	0 °C to 60 °C, max. 70% r.h.
Product Marking	S, Type, Rated voltage, Rated current, Approvals

Soldering Methods	Iron
Solderability	350 °C / 2 sec acc. to IEC 60068-2-20, Test Ta, method 2
Resistance to Soldering Heat	350 °C / 10 sec acc. to IEC 60068-2-20, Test Tb, method 2
Contact Resistance	< 5 mΩ at 20 mV
Dielectric Strength	> 3 kV > 4 kV between L/N-PE (50 Hz; 1 min)
Impulse Withstand Voltage	> 4 kV between L-N > 6 kV between L/N-PE
Insulation Resistance	> 10 MΩ between L-N > 100 MΩ between L/N-PE (500 VDC; 1 min)
Overvoltage Category	I - III acc. to IEC 60664-1
Pollution Degree	1 - 3 acc. to IEC 60664-1
Admissible Torque on Fixing Nut	max 1.2 Nm
Panel Thickness s	max 7 mm

Dimension

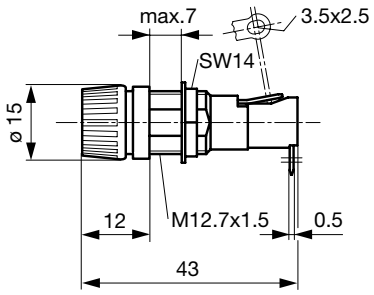

Variant Fingergrip 0031.1801

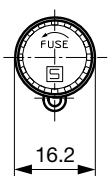

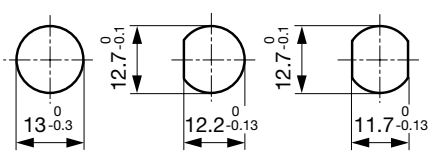

Mounting holes

Derating Curves

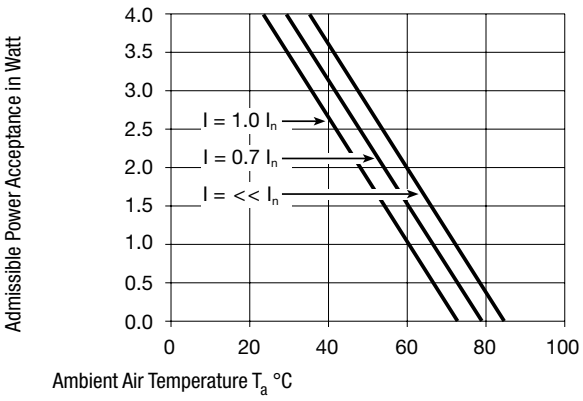

All Variants

Holder	Cap	Fuse-Link	Degree of Protection	Remark	Order Number
●	-	5 x 20 or 6.3 x 32mm	IP 40	-	0031.1801
●	Fingergrip	6.3 x 32mm	IP 40	0031.1801 + 0031.1812	0031.1804
●	Fingergrip	5 x 20mm	IP 40	0031.1801 + 0031.1811	0031.1803

Most Popular.

Availability for all products can be searched real-time:http://www.schurter.com/en/Stock-Check/Stock-Check-SCHURTER

Packaging Unit

Bulk (100 pcs.)

Required Accessory



Description	
Caps to FEU (Grip) Caps for Holder FEU (Grip)	
Fingergrip, 5 x 20 mm, IP 40	0031.1811
Fingergrip, 6.3 x 32 mm, IP 40	0031.1812

15.05.2015

The specifications, descriptions and illustrations indicated in this document are based on current information. All content is subject to modifications and amendments. Information furnished is believed to be accurate and reliable. However, users should independently evaluate the suitability and test each product selected for their own applications.