PRODUCT-DETAILS

# S804P-C125

## S804P-C125 High Performance Circuit Breaker. C Characteristic. 50kA, 125A, 4P



### General Information

| | |
|---|---|
| Extended Product Type | S804P-C125 |
| Product ID | 2CCG001237R0001 |
| EAN | 7612271517069 |
| Catalog Description | S804P-C125 High Performance Circuit Breaker. C Characteristic. 50kA, 125A, 4P |
| Long Description | S804P-C125 High Performance Circuit Breaker. C Characteristic. 50kA, 125A, 4P |

### ABB EcoSolutions

| | |
|---|---|
| ABB EcoSolutions | Yes |
| EcoSolutions Profile | 9AKK108471A1082 |
| Recyclability Rate of the Product acc. to EN45555 | Design for Closing Resource Loops - Standard EN45555 - 86.29 % |
| ABB Site Meeting Group Waste To Landfill Target | No non-hazardous waste is sent to a landfill |
| End Of Life Disassembling Instructions | 9AKK108470A2575 |
| Environmental Product Declaration - EPD | 9AKK108470A1695<br>9AKK108470A1696 |

© 2025 ABB. All rights reserved.

## Technical

| | |
|---|---|
| Rated Ultimate Short-Circuit Breaking Capacity ($I_{cu}$) | (415 V AC) 50 kA<br>(440 V AC) 30 kA<br>(500 V AC) 10 kA<br>(690 V AC) 4.5 kA<br>(500 V DC) 30 kA |
| Rated Service Short-Circuit Breaking Capacity ($I_{cs}$) | (240 / 415 V AC) 40 kA |
| Contact Position Indication | ON / OFF / TRIP |
| Energy Limiting Class | 3 |
| Number of Protected Poles | 4 |
| Number of Poles | 4P |
| Tightening Torque | 3.5 N·m |
| Release Type | C |
| Actuator Marking | I / O |
| Recommended Screw Driver | Pozidriv 2 |
| Accessories Available | Yes |
| Connecting Capacity | Flexible 1...50 mm²<br>Rigid 1...70 mm² |
| Wire Stripping Length | 19 mm |

## Electrical

| | |
|---|---|
| Tripping Characteristic | C |
| Rated Operational Voltage | acc. to IEC 60898-1 400 V AC<br>acc. to IEC 60947-2 690 V AC |
| Rated Insulation Voltage ($U_i$) | acc. to IEC/EN 60664-1 690 V |
| Rated Impulse Withstand Voltage ($U_{imp}$) | 6 kV |
| Input Voltage Type | AC/DC |
| Rated Current ($I_n$) | 125 A |
| Rated Short-Circuit Capacity | (400 V AC) 15 kA |
| Frequency (f) | 50/60 Hz |
| Rated Frequency (f) | 50/60 Hz |
| Power Loss | 37.6 W<br>at Rated Operating Conditions per Pole 9.4 W |
| Overvoltage Category | III |

## Material Compliance

| | |
|---|---|
| RoHS Declaration | 9AKK108468A0836 |
| RoHS Information | Following EU Directive 2011/65/EU and Amendment 2015/863 July 22, 2019 |
| RoHS Date | 20230505 |
| REACH Declaration | 9AKK108470A9089 |
| REACH Information | False - does not contain substances > 0.1 mass percentage |
| REACH Date | 20250313 |
| Conflict Minerals Reporting Template (CMRT) | 9AKK108468A3363 |
| WEEE Category | 5. Small Equipment (No External Dimension More Than 50 cm) |
| WEEE B2C / B2B | Business To Business |

## Environmental

© 2025 ABB. All rights reserved.

| | |
|---|---|
| Ambient Air Temperature | Operation -25 ... +60 °C<br>Storage -40 ... +70 °C |
| Reference Ambient Air Temperature | 30 °C |
| Degree of Protection | IP20 |
| Pollution Degree | 3 |

## Dimensions

| | |
|---|---|
| Width in Number of Modular Spacings | 6.5 |
| Product Net Width | 117.0 mm |
| Product Net Height | 95.0 mm |
| Product Net Depth / Length | 82.5 mm |
| Product Net Weight | 1005 g |
| Built-In Depth ($t_2$) | 82.5 mm |

## Engineering

| | |
|---|---|
| EPLAN Data | 9AAF605105_EPLAN |

## Ordering

| | |
|---|---|
| Package Level 1 Units | box 1 piece |
| Package Level 1 Gross Weight | 1040 g |
| E-Number (Finland) | 3217371 |
| E-Number (Norway) | 1629271 |
| E-Number (Sweden) | 2101441 |

## Certificates and Declarations

| | |
|---|---|
| CB Certificate | 9AKK108468A1243 |
| CCC Certificate | 9AKK108468A8539 |
| CEBEC Certificate | 9AKK108468A1244 |
| Declaration of Conformity - CE | 9AKK108468A0836 |
| Declaration of Conformity - UKCA | 9AKK108468A0837 |
| DNV GL Certificate | 2CCC413018D0201 |
| ESTI Certificate | 9AKK108468A2302 |
| KC Certificate | 9AKK108468A8755 |
| LR Certificate | 9AKK108468A8541 |
| RINA Certificate | 9AKK108469A1379 |
| UL Certificate | 9AKK108469A1794 |
| VDE Certificate | 9AKK108468A6941 |

## Installation

| | |
|---|---|
| Instructions and Manuals | 2CCC413016M0008 |
| Mounting on DIN Rail | TH35-15 (35 x 15 mm Mounting Rail) acc. to IEC 60715<br>TH35-7.5 (35 x 7.5 mm Mounting Rail) acc. to IEC 60715 |
| Mounting Position | Any |

© 2025 ABB. All rights reserved.

## Popular Downloads

| | |
|---|---|
| Data Sheet, Technical Information | 9AKK108468A9560<br>9AKK108468A9561<br>9AKK108468A9562 |

## External Classifications and Standards

| | |
|---|---|
| ETIM 9 | EC000042 - Miniature circuit breaker (MCB) |
| ETIM 10 | EC000042 - Miniature circuit breaker (MCB) |
| UNSPSC | 39121603 |
| eClass | V11.0 : 27141901 |
| IDEA Granular Category Code (IGCC) | 4899 >> Miniature circuit breaker (MCB) screw-in model |
| Object Classification Code | F |
| Standards | IEC/EN 60947-2<br>UL 1077 |

## Accessories

| Identifier | Description | Type | Quantity | Unit Of Measure |
|---|---|---|---|---|
| 2CCS800900R0011 | S800-AUX | S800-AUX Auxiliary contact | 1 | piece |
| 2CCS800900R0021 | S800-AUX/ALT | S800-AUX/ALT Auxiliary/signal contact | 1 | piece |
| 2CCS800900R0201 | S800-SOR12 | S800-SOR12 Shunt operation release | 1 | piece |
| 2CCS800900R0191 | S800-SOR24 | S800-SOR24 Shunt operation release | 1 | piece |
| 2CCS800900R0221 | S800-SOR130 | S800-SOR130 Shunt operation release | 1 | piece |
| 2CCS800900R0211 | S800-SOR250 | S800-SOR250 Shunt operation release | 1 | piece |
| 2CCS800900R0231 | S800-SOR400 | S800-SOR400 Shunt operation release | 1 | piece |
| 2CCS800900R0241 | S800-UVR36 | S800-UVR36 Undervoltage release | 1 | piece |
| 2CCS800900R0251 | S800-UVR60 | S800-UVR60 Undervoltage release | 1 | piece |
| 2CCS800900R0261 | S800-UVR130 | S800-UVR130 Undervoltage release | 1 | piece |
| 2CCS800900R0271 | S800-UVR250 | S800-UVR250 Undervoltage release | 1 | piece |
| 2CCS800900R0181 | S800-CT2125 | S800-CT2125 Cage Terminal | 1 | pack |
| 2CCS800900R0151 | S800-CT4125 | S800-CT4125 Cage Terminal | 1 | pack |
| 2CCS800900R0161 | S800-RT2125 | S800-RT2125 | 1 | pack |
| 2CCS800900R0131 | S800-RT4125 | S800-RT4125 | 1 | pack |

© 2025 ABB. All rights reserved.

| | | | | |
|---|---|---|---|---|
| 2CCS800900R0051 | S800-PLL | S800-PLL Padlock Lever Lock | 1 | pack |
| 2CCS800017R0001 | S800U-PLL | S800U-PLL UL locking device | 1 | piece |
| 2CCS800900R0031 | S800-IP9 | S800-IP9 Intermediate Piece 9mm | 1 | piece |
| 2CCS800900R0501 | S800-RSU-H | S800-RSU-H Remote switching unit | 1 | piece |
| 2CCS800900R0511 | S800W-RSU | S800W-RSU Remote switching unit | 1 | piece |
| 2CCS800900R0041 | S800-RD | S800-RD Rotary Drive | 1 | piece |
| 1SDA060150R0001 | S800-RHE-H | S800-RHE-H Anthracite rotary handle | 1 | piece |
| 1SDA060151R0001 | S800-RHE-EM | S800-RHE-EM Red rotary handle | 1 | piece |
| 1SDA060179R0001 | S800-RHE-S | S800-RHE-S Axial extension 500mm | 1 | piece |
| 1SDA060180R0001 | S800-RHE-IP54 | S800-RHE-IP54 Kit IP54 | 1 | piece |
| 2CSB802101R1630 | DDA802 A-63/0.03 | Residual Current Device Block DDA800 - 2P - 30 mA - 63 A - Type A | 1 | piece |
| 2CSB802101R3630 | DDA802 A-63/0.3 | Residual Current Device Block DDA800 - 2P - 300 mA - 63 A - Type A | 1 | piece |
| 2CSB802101R4630 | DDA802 A-63/0.5 | Residual Current Device Block DDA800 - 2P - 500 mA - 63 A - Type A | 1 | piece |
| 2CSB802001R1630 | DDA802AC-63/0.03 | Residual Current Device Block DDA800 - 2P - 30 mA - 63 A - Type AC | 1 | piece |
| 2CSB802001R3630 | DDA802AC-63/0.3 | Residual Current Device Block DDA800 - 2P - 300 mA - 63 A - Type AC | 1 | piece |
| 2CSB802201R3630 | DDA802 A S-63/0.3 | Residual Current Device Block DDA800 - 2P - 300 mA - 63 A - Type A | 1 | piece |
| 2CSB802201R5630 | DDA802 A S-63/1 | Residual Current Device Block DDA800 - 2P - 1000 mA - 63 A - Type A | 1 | piece |
| 2CSB802401R1630 | DDA802A-63/0.03 APR | Residual Current Device Block DDA800 - 2P - 30 mA - 63 A - Type A APR | 1 | piece |
| 2CSB803101R1630 | DDA803 A-63/0.03 | Residual Current Device Block DDA800 - 3P - 30 mA - 63 A - Type A | 1 | piece |

© 2025 ABB. All rights reserved.

| | | | | |
|---|---|---|---|---|
| 2CSB803101R3630 | DDA803 A-63/0.3 | Residual Current Device Block DDA800 - 3P - 300 mA - 63 A - Type A | 1 | piece |
| 2CSB803101R4630 | DDA803 A-63/0.5 | Residual Current Device Block DDA800 - 3P - 500 mA - 63 A - Type A | 1 | piece |
| 2CSB803001R1630 | DDA803AC-63/0.03 | Residual Current Device Block DDA800 - 3P - 30 mA - 63 A - Type AC | 1 | piece |
| 2CSB803001R3630 | DDA803AC-63/0.3 | Residual Current Device Block DDA800 - 3P - 300 mA - 63 A - Type AC | 1 | piece |
| 2CSB803201R3630 | DDA803 A S-63/0.3 | Residual Current Device Block DDA800 - 3P - 300 mA - 63 A - Type A | 1 | piece |
| 2CSB803201R5630 | DDA803 A S-63/1 | Residual Current Device Block DDA800 - 3P - 1000 mA - 63 A - Type A | 1 | piece |
| 2CSB803401R1630 | DDA803A-63/0.03 APR | Residual Current Device Block DDA800 - 3P - 30 mA - 63 A - Type A APR | 1 | piece |
| 2CSB804101R1630 | DDA804 A-63/0.03 | Residual Current Device Block DDA800 - 4P - 30 mA - 63 A - Type A | 1 | piece |
| 2CSB804101R3630 | DDA804 A-63/0.3 | Residual Current Device Block DDA800 - 4P - 300 mA - 63 A - Type A | 1 | piece |
| 2CSB804101R4630 | DDA804 A-63/0.5 | Residual Current Device Block DDA800 - 4P - 500 mA - 63 A - Type A | 1 | piece |
| 2CSB804001R1630 | DDA804AC-63/0.03 | Residual Current Device Block DDA800 - 4P - 30 mA - 63 A - Type AC | 1 | piece |
| 2CSB804001R3630 | DDA804AC-63/0.3 | Residual Current Device Block DDA800 - 4P - 300 mA - 63 A - Type AC | 1 | piece |
| 2CSB804201R3630 | DDA804 A S-63/0.3 | Residual Current Device Block DDA800 - 4P - 300 mA - 63 A - Type A | 1 | piece |
| 2CSB804201R5630 | DDA804 A S-63/1 | Residual Current Device Block DDA800 - 4P - 1000 mA - 63 A - Type A | 1 | piece |

© 2025 ABB. All rights reserved.

Subject to change without notice

| | | | | |
|---|---|---|---|---|
| 2CSB804401R1630 | DDA804A-63/0.03 APR | Residual Current Device Block DDA800 - 4P - 30 mA - 63 A - Type A APR | 1 | piece |

## Categories

Low Voltage Products and Systems → Modular DIN Rail Products → High Performance Circuit Breakers HPCBs → High Performance Circuit Breakers HPCBs





© 2025 ABB. All rights reserved.