PRODUCT-DETAILS

OS125GB04N1P

OS125GB04N1P SWITCH FUSE

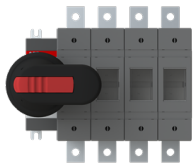

General Information

Extended Product Type	OS125GB04N1P
Product ID	1SCA115901R1001
EAN	6417019481708
Catalog Description	OS125GB04N1P SWITCH FUSE
Long Description	Switch Fuses,Front Operated,4-pole,04 (Left Side),British Standard,A2-A4,Handle and shaft included,Switched - With Solid Link

ABB EcoSolutions

End of Life Instructions	1SCC311047M0201
Environmental Product Declaration - EPD	1SCC311196D0201
Group Waste to Landfill Target	UL 2799 Zero Waste To Landfill Validation available

Material Compliance

Conflict Minerals Reporting Template (CMRT)	9AKK108467A5658

© 2024 ABB. All rights reserved.

REACH Declaration	1SCC011021D0201
RoHS Information	1SCC011020D0201
RoHS Status	Following EU Directive 2011/65/EU and Amendment 2015/863 July 22, 2019
SCIP	6c6fbb77-6683-4375-909f-f826d48fea0c Finland (FI)
Simplified SCIP	617d713b-d4f3-44b5-bb42-509cf2dcd872 Germany (DE) 3d186158-cd14-4997-89f2-35bc96fe0659 Hungary (HU) c3476aef-52ea-414e-b657-1be1e4dd3d9e Netherlands (NL) 5b25ff41-a285-47a8-a880-3b6044f55e0e Germany (DE) d3fd3413-bd57-4b32-b977-0ec568a898f8 Portugal (PT) 64e9dc2d-a560-40c5-85d1-e108e7449f57 Germany (DE) 80ed7330-619b-43cd-8e52-c4af2229f6bb Poland (PL) 55b12af5-db44-4e8e-a98e-4e123ec51d06 Sweden (SE) 308e1cec-2ed9-444c-bcd0-09214e07d078 Greece (GR) 0498e94e-4666-4902-a057-46059df1d41c Estonia (EE) 32abe3e6-6001-416c-9551-0e51d18e7e67 Norway (NO) c7c9a420-6aec-4dd7-a3d5-13fe86e8c52f Belgium (BE) 7e06d8a5-ba99-4d9c-854d-65a3daa9953c Poland (PL) da156230-0fee-433a-9169-ce4b410f8db4 Spain (ES) 4a3d60cd-2628-4363-b662-ef3c192e721a Belgium (BE) 2f8df2d8-3a29-4e2f-b92e-d7612d9de9a7 Sweden (SE) be2548ff-d1b8-4a8f-8434-26601c2fe903 France (FR) 85e5ef5f-6608-4922-a400-0044e5c7254b Bulgaria (BG) d21ca395-fe30-477d-b444-fbfa8eb466f1 Hungary (HU) b71278b0-09ca-4c71-935f-b0c15995c067 Czech Republic (CZ) e838ff75-0f00-4855-b20a-5d0956e55b23 Croatia (HR) dea54f0f-7a52-48cf-91ad-d1f74ec299b5 Denmark (DK) d68223aa-91d4-46d1-a2b5-2fb0c95d84e8 Germany (DE) bab4d739-b8bb-47ab-beb7-f4cb62ee9bd9 Poland (PL) 752f35ae-1732-4351-bc93-a707e15de94b France (FR) 206c4eea-60ab-4c41-a9d8-5098d5ed0c2e Italy (IT) 944b4337-e8d9-48b3-994f-ceeabb32350c Germany (DE)
Toxic Substances Control Act - TSCA	1SCC011025D0201

Popular Downloads

Data Sheet, Technical Information	1SCC311013C0201
Instructions and Manuals	1SCC311037M0206
Mechanical Drawings	OS100-160GB04F
Environmental Product Declaration - EPD	1SCC311196D0201
End of Life Instructions	1SCC311047M0201

Environmental

Pollution Degree	3

Ordering

Minimum Order Quantity	1 piece
Customs Tariff Number	85365080
Country of Origin	Finland (FI)

Dimensions

Product Net Width	182 mm
Product Net Height	140 mm
Product Net Depth / Length	115 mm
Product Net Weight	2.61 kg 5.75 lb

© 2024 ABB. All rights reserved.

Container Information

Package Level 1 Units	box 1 piece
Package Level 1 Width	260 mm 10.2 in
Package Level 1 Depth / Length	290 mm 11.4 in
Package Level 1 Height	190 mm 7.5 in
Package Level 1 Gross Weight	2.9 kg 6.4 lb
Package Level 1 EAN	6417019481708

Technical

Rated Operational Current AC-21A (I_e)	(500 V) 125 A (690 V) 125 A
Rated Operational Current AC-22A (I_e)	(500 V) 125 A (690 V) 125 A
Rated Operational Current AC-23A (I_e)	(500 V) 125 A (690 V) 125 A
Rated Operational Power AC-23A (P_e)	(220 ... 240 V) 37 kW (400 V) 55 kW (415 V) 55 kW (500 V) 75 kW (690 V) 110 kW
Conventional Free-air Thermal Current (I_{th})	Θ = 40 °C 125 A
Conventional Thermal Current (I_{the})	Fully Enclosed 125 A
Rated Impulse Withstand Voltage (U_{imp})	8 kV
Rated Insulation Voltage (U_i)	1000 V
Rated Operational Voltage	Main Circuit 690 V AC
Rated Short-time Withstand Current Low Voltage (I_{cw})	for 1 s 5 kiloampere rms
Rated Conditional Short-Circuit Current (I_{nc})	(690 V) 80 kA
Power Loss	at Rated Operating Conditions per Pole 4 W
Pollution Degree	3
Handle Type	Pistol handle and shaft included
Fourth Pole Position	Left Side
Fourth Pole Type	Switched - With Solid Link
Switches Operating Mechanism	04 (Left Side)
Position of Line Terminals	Top In - Bottom Out, Bottom In - Top Out
Fuse Size	A2-A4
Fuse System	British Standard
Operating Mode	Front Operated
Standards	IEC 60947-3
Mounting Type	Base mounting
Number of Poles	4
Terminal Type	Lug terminals
Terminal Width	20 mm
Tightening Torque	15 … 22 N·m
Rated Current (I_n)	Main Circuit 125 A

Technical UL/CSA

© 2024 ABB. All rights reserved.

Tightening Torque	15 … 22 N·m

Certificates and Declarations

A2L Certificate - IEC	1SCC311209D0201
ATEX Certificate	No certification needed
CCC Certificate	CCC OS100-160G_ 2015.pdf
Declaration of Conformity - CE	1SCC311137D2703
DNV GL Certificate	1SCC311125D0203
UL Certificate	No certification needed

Classifications

Object Classification Code	Q
ETIM 8	EC001040 - Fuse switch disconnector
ETIM 9	EC001040 - Fuse switch disconnector
UNSPSC	39122233
IDEA Granular Category Code (IGCC)	5291 >> Fuse switch disconnector
eClass	V11.1 : 27371401
WEEE Category	5. Small Equipment (No External Dimension More Than 50 cm)

Categories

Low Voltage Products and Systems → Switches → Switch Fuses

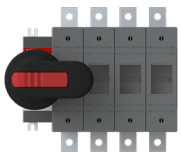




© 2024 ABB. All rights reserved.