DESCRIPTION

Model 425AR digital timer is a multi-function, multi range series. It comes standard with a 4-digit, 7-segment dual LED display. S The unit can be set for up/down counting direction and modes of operation include on-delay, interval, cyclic, forward-pause-reverse, instantaneous contact and delayed batch. The Model 425AR series is available in a 1/16 DIN (48 x 48 mm) housing with 2 SPST (NO) 5a @ 230 vac contacts and a supply operating voltage range of 90 to 270 vac/dc (50/60Hz). The 425AR series is UL approved and CE certified.

SPECIFICATIONS

START INPUT	Gate/Pulse start (programmable)
ACCURACY	±0.05% of F.S or 50 msec (F.S.=Full Scale)
RESET	Front, Remote, Power interruption (programmable)
OUTPUT CONTACT	2 SPST (2 NO)
RELAY RATING	5A @ 230V AC
MODES	ON delay / Interval delay Cyclic ON first / Cyclic OFF first Forward-pause-reverse Instantaneous + delayed Batch
TIME RANGES	0-99.99 sec
	0-999.9 sec
	0-9999 sec
	0-99:59 min:sec,
	0-999.9 min
	0-9999 min
	0-99:59 hr:min,
	0-999.9 hr
	0-9999 hr
COUNTING DIRECTION	Up/Down
MEMORY	10 years
CONFIGURATION LOCK	Password protected
SUPPLY VOLTAGE	90 to 270V AC/DC (50/60Hz) -15% to 10% tolerance
POWER CONSUMPTION	5VA max.
TEMPERATURE	Operating: 0-50°C (32 to 122°F)
	Storage: -20 to 75°C (-4 to 167°F)
HUMIDITY (non-condensing)	95% RH
WEIGHT	6.2 oz.
PROTECTION LEVEL	IP65 for faceplate

24V AC/DC MODEL AVAILABLE
Please consult factory

E339488



Multifunction Timer

- Multifunction - 7 Timing Functions
- 9 Time Ranges
- Dual Display, 4 Digit, 7 segment LED
- LED Status Indicator:
  Relay Status, Seconds, Minutes, Hours
- 2 Setpoints
- Batch Function

DIMENSIONS (INCHES/MILLIMETERS)

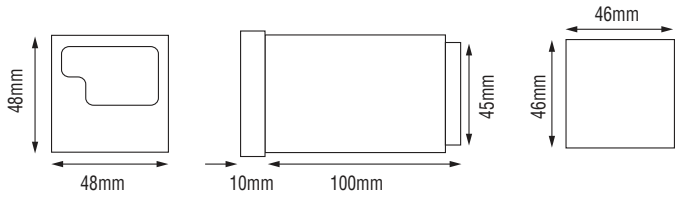

TERMINAL CONNECTIONS

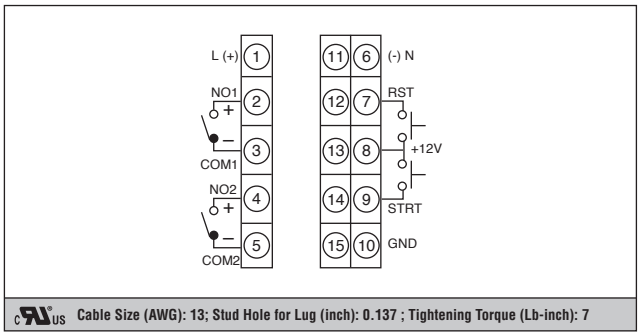

Cable Size (AWG): 13; Stud Hole for Lug (inch): 0.137 ; Tightening Torque (Lb-inch): 7

ORDERING INFORMATION

MODEL NUMBER	SUPPLY VOLTAGE
425AR100T5X	90 to 270 V AC/DC

TIMING DIAGRAMS

Function: ON Delay

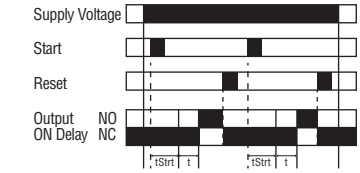

tStrt = start time ; t = set time delay

Function: Interval

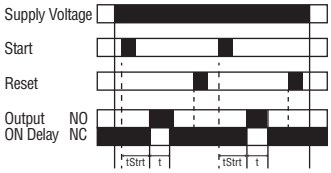

tStrt = start time ; t = set time delay

Function: Cyclic ON First

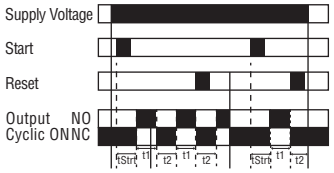

tStrt = start time ; t1 = ON time ; t2 = OFF time

Function: Cyclic OFF First

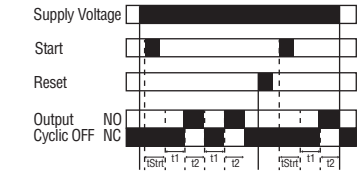

tStrt = start time ; t1 = OFF time ; t2 = ON time

Function: Motor Reverse Mode

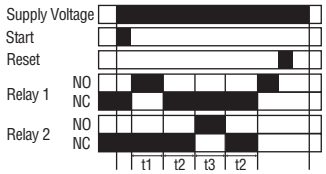

t1 = ON time of Relay1 ; t2 = Pause time ; t3 = ON time of Relay2

Function: Instantaneous + Delayed At Start Pulse

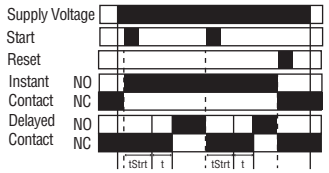

tStrt = start time ; t = set time delay

Function: Instantaneous + Delayed At Power ON

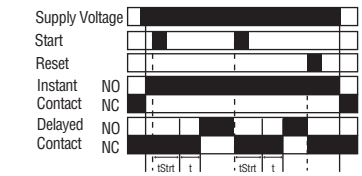

tStrt = start time ; t = set time delay

Function: Batch

