Your Expert Partner for **Human Machine Interfaces**

# Actuator

Distribution by
Rs-online

14-
141.025K2



https://rs-online.eao.com/component/14-141.02...

Your product:



# 14-141.025K2
# Actuator

## FRONT

| | |
|---|---|
| **Front form:** | Round |
| **Front bezel colour:** | Nature |
| **Front bezel material:** | Aluminium |

## MOUNTING

| | |
|---|---|
| **Mounting type:** | Panel mounting |

## ELECTRICAL CHARACTERISTICS

| | |
|---|---|
| **Switching voltage and switching current:** | 250 VAC, 5 A (ohmic)<br>250 VAC, 3 A (Soldering terminal)<br>250 VAC, 2 A (inductive, cos(phi) = 0.7)<br>220 VDC, 0.1 A (inductive, L:R = 30 ms)<br>110 VDC, 0.2 A (inductive, L:R = 30 ms)<br>60 VDC, 0.7 A (inductive, L:R = 30 ms)<br>24 VDC, 2 A (inductive, L:R = 30 ms) |
| **Contacts:** | 1 NC / 1 NO |
| **Rated Operational Voltage Ue:** | 250 VAC/DC according to EN IEC 61058-1 |
| **Switching rating:** | 250 V @ 3 A |
| **Electrical lifetime:** | 50 000 cycles of operation |
| **Electric strength:** | 3000 VAC, 50 Hz, 1 min. between all terminals and earth, according to EN/IEC 61058-1 |
| **Protection class:** | II |
| **Standards:** | According to EN/IEC 61058-1 |
| **Thermal current Ith:** | The maximum current in continuous operation and at ambient temperature not exceeding the quoted maximum values.<br>3 A |

## MECHANICAL CHARACTERISTICS

| | |
|---|---|
| **Terminal:** | Soldering terminal |
| **Contact material:** | Gold |
| **Switching action:** | Rest (a) - Momentary |
| **Switching system:** | Snap-action switching element |
| **Switching system:** | Self-cleaning, double-break snap action switching system, 1 normally closed and 1 normally open contact per element. |
| **Switching positions:** | 2 positions |
| **Switching angle:** | 42° right |
| **Mechanical lifetime:** | 2 Mil. cycles of operation |
| **Operating force:** | 3 N ... 6 N, depending on the number of switching elements |
| **Operating Travel:** | ca. 42° |
| **Tightening torque:** | Fixing nut max. 0.25 Nm |
| **Weight:** | 0.029 kg |

## AMBIENT CONDITION

| | |
|---|---|
| **IP front protection:** | IP65, according to DIN EN 60529 |
| **Operating temperature:** | – 25 °C ... + 55 °C, mounted as a block, make sure the heat can escape freely |
| **Storage temperature:** | – 40 °C ... + 85 °C |
| **Shock resistance:** | Max. 150 m / $s^2$, pulse width 11 ms, 3-axis, (semi-sinusoidal as per EN IEC 60068-2-27) |
| **Vibration resistance:** | Max. 100 m / $s^2$ from 10 Hz ... 500 Hz, (sinusoidal EN IEC 60068-2-6) |
| **Climate resistance:** | Standard condition, as per DIN EN 60068-2-78<br>Standard cyclic, as per DIN IEC 60068-2-30 |

## CERTIFICATE

| | |
|---|---|
| **Approbations:** | CB (IEC 61058-1), CQC, CSA, DNV, EAC, ENEC (EN 61058-1), UL, VDE |
| **Conformities:** | CE, UKCA, 2011 / 65 / EC (RoHS), 2014 / 35 / EU (LVD) |
| **REACH:** | REACH compliant |
| **RoHS:** | RoHS compliant |

## OTHER

| | |
|---|---|
| **Short Description:** | Actuator, Round, Nature, Aluminium, anodised, 1 NC / 1 NO, Rest (a) - |

Momentary, Soldering terminal, IP65, according to DIN EN 60529

**Housing colour:** Black

**Hints:** Lock numbers 1001, lock type KABA

**max. number of switching elements:** 1

**Switching positions:**

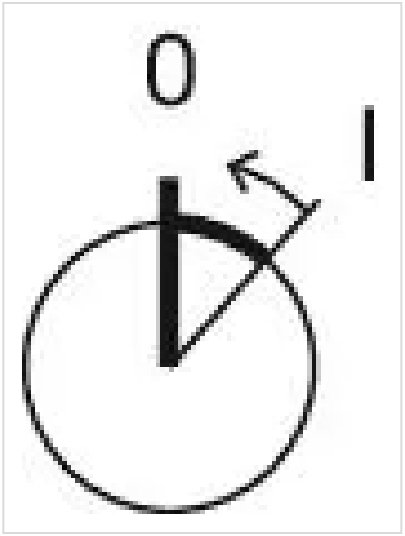


**Wiring diagrams:**

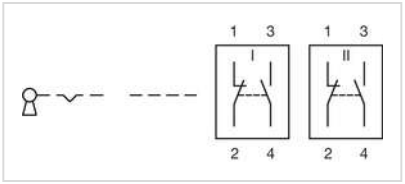


**Mounting cut-outs:**

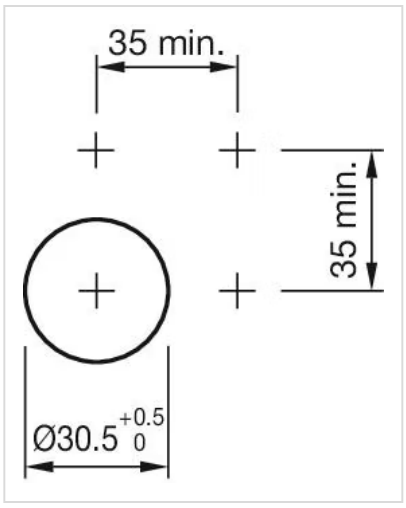


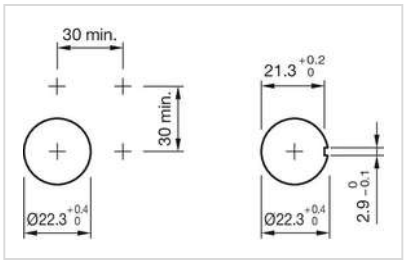


**Dimension drawings:**

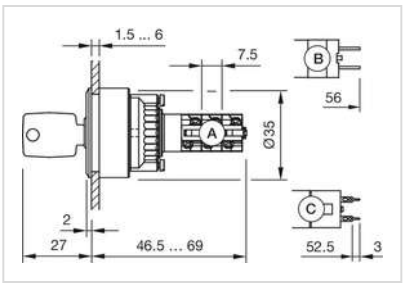


A = Solder terminal
B = Plug-in terminal 2.8 x 0.5 mm
C = Universal terminal 2.0 mm x 0.5 mm

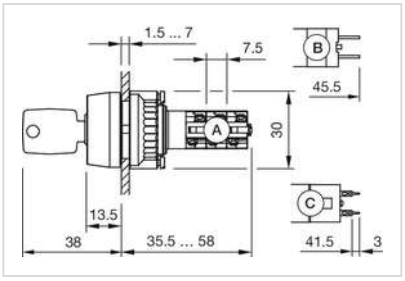


A = Solder terminal
B = Plug-in terminal 2.8 mm x 0.5 mm
C = Universal terminal 2.0 mm x 0.5 mm