

Approvals (according to type):

Certain relay/socket combinations

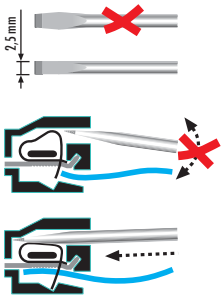

Screwless terminal socket 35 mm (EN 50022) mounting			
Supply voltage		**Relay type**	**Socket type**
12 V AC/DC		34.51.7.012.xx10	93.51.0.024
24 V AC/DC		34.51.7.024.xx10	93.51.0.024
(110...125)V AC/DC		34.51.7.060.xx10 or 34.81.7.060.xxxx	93.51.0.125
(220...240)V AC/DC		34.51.7.060.xx10 or 34.81.7.060.xxxx	93.51.0.240
(110...125)V AC/DC*		34.51.7.060.xx10 or 34.81.7.060.xxxx	93.51.3.125*
(220...240)V AC*		34.51.7.060.xx10 or 34.81.7.060.xxxx	93.51.3.240*
(220...240)V AC		34.51.7.060.xx10 or 34.81.7.060.xxxx	93.51.8.240
12 V DC		34.51.7.012.xx10	93.51.7.024
24 V DC		34.51.7.024.xx10 or 34.81.7.024.xxxx	93.51.7.024
60 V DC		34.51.7.060.xx10 or 34.81.7.060.xxxx	93.51.7.060
Accessories			
20-way jumper link		093.20 (see table below)	
Plastic separator		093.01 (see table below)	
Sheet of marker tags		093.64 (see table below)	
Technical data			
Rated values		6A - 250 V	
Insulation		6 kV (1.2/50 µs) between coil and contacts	
Protection category		IP 20	
Ambient temperature		(–40...+70)°C ($U_N \leq$ 60 V), (–40...+55)°C ($U_N \geq$ 60 V)	
Wire strip length	mm	10	
Max. wire size for 93.51 socket		solid wire	stranded wire
	mm²	1x2.5	1x2.5
	AWG	1x14	1x14

* Leakage current suppression.

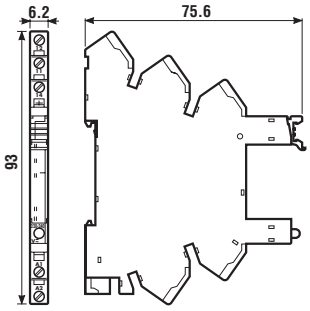

Accessories



Approvals (according to type):

20-way jumper link for 93.01 and 93.51 sockets	093.20 (blue)	093.20.0 (black)
Rated values	36 A - 250 V	

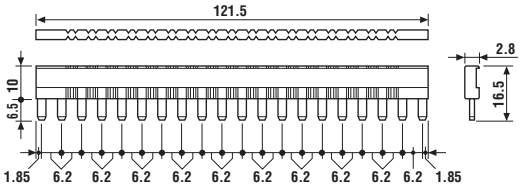



Plastic separator for 93.01 and 93.51 sockets	093.01

Thickness 2 mm, required at the start and the end of a group of interfaces.
Can be used for visual separation of groups. Must be used for:
- protective separation of different voltages of neighbouring PLC interfaces according to VDE 0106-101
- protection of cut jumper links



Sheet of marker tags, plastic, 64 tags, 6x10 mm for 93.01 and 93.51 sockets	093.64



93.11

Approvals (according to type):

PCB socket with retaining and release clip		**93.11 (blue)**
For relay type		34.51, 34.81
Technical data		
Rated values		6 A - 250 V
Insulation		≥ 6 kV (1.2/50 µs) between coil and contacts
Protection category		IP 20
Ambient temperature	°C	–40...+70

Retaining and release clip use:

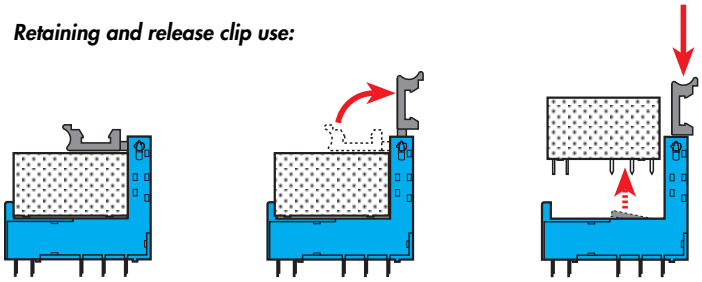

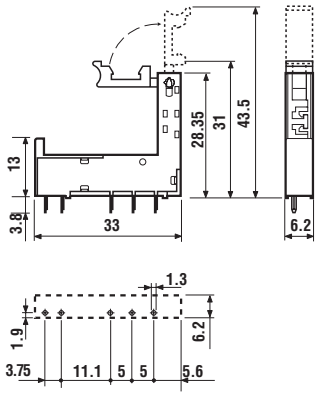

Copper side view

