WIRING DIAGRAM

1	WH - WHITE
2	BN - BROWN
3	GN - GREEN
4	YE - YELLOW
5	GY - GREY
6	PK - PINK
7	BU - BLUE
8	RD - RED
9	BK - BLACK
10	VT - VIOLET
11	GYPK - GREY/PINK
12	RDBU - RED/BLUE

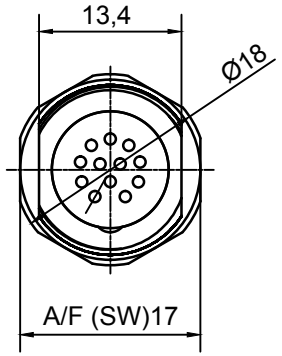

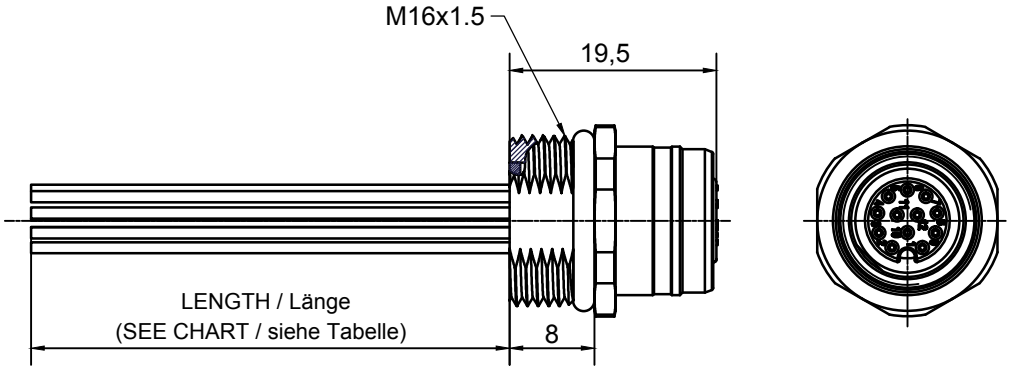

LOCK NUT M16x1.5
P/N: 0900 00090 00010
LOCK NUT NEEDS TO BE ORDER SEPARATE

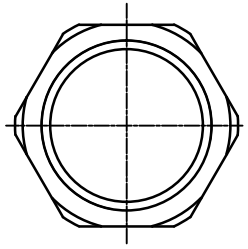

PANEL CUTOUT

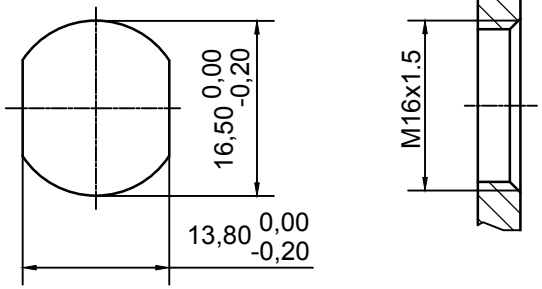

GENERAL CHARACTERISTICS Allgemeine Kennwerte		STANDARD Norm	
NUMBER OF CONTACTS CONTACT CONFIGURATION	Polzahl Kontaktanordnung	IEC 947-5-2	12
RATED VOLTAGE	Bemessungsspannung	IEC 664	30V AC / DC
POLLUTION DEGREE	Verschmutzungsgrad	IEC 664	3
CURRENT CARRYING CAPACITY	Betriebsstrom	IEC 512-3 Test 5 b	1,5A
CONTACT RESISTANCE	Durchgangswiderstand	IEC 512-2 Test 2 A	< 5mOhm
RATED UM PULSE WITHSTAND VOLTAGE	Bemessungsstoßspannung	IEC 664	0,8 kV
TEST VOLTAGE	Prüfspannung	IEC 60512-2 Test 4 A	0,5 kV / 60 sec
INSULATION RESISTANCE	Isolationswiderstand	IEC 512-2 Test 3 A	> 100 MOhm
IP DEGREE OF PROTECTION	IP - Schutzart	IEC 529	IP 67
PIN DIAMETER	Stift Durchmesser		0,6mm
MATERIALS – CONTACTS	Werkstoffe – Kontakte		COPPER ALLOY / Kupferlegierung
MATERIALS – CONTACTS PLATING	Werkstoffe – Kontaktoberfläche		Ni/Au
MATERIALS – DIELECTRIC MATERIAL	Werkstoffe – Kontaktträger		PA 6.6
MATERIALS – GASKETS (O-RING)	Werkstoffe – Dichtung (O-Ring)		NBR
MATERIALS – HOUSING	Werkstoffe – Gehäuse		CuZn (BRASS) WITH/mit NICKEL-PLATED / Ni-Oberfläche
TERMINATION	Anschlußart		CRIMP
FLAMM-ABILITY – INSERTS	Brennbarkeit – Kontaktträger	UL 94	V-0
FLAMM-ABILITY – CABLE	Brennbarkeit – Leitung / Kabel	UL 94	VDE 0472 / 804
MECHANICAL OPERATION	Mechanische Lebensdauer		100 MATING CYCLES / Steckzyklen
TEMPERATURE RANGE	Temperaturbereich	IEC 60668-1	-25°C / +90°C

PART-NUMBER	ENGINEERING NO.	LENGTH
Teile-Nummer	Artikel-Nummer	Länge
1200845012	WRCU20E01C200	200 mm
1200845013	WRCU20E01C300	300 mm

(1 : 1)



DESCRIPTION
EC NO: IPG2012-0277 2012/01/23
DRWN: BBRAUCH 2012/01/23
CHKD: REISSNER ----
APPR: REISSNER 2012/02/15
DESCRIPTION
1
REV

QUALITY SYMBOLS
▼ = 0
Ⓒ = 0

GENERAL TOLERANCES (UNLESS SPECIFIED)

	mm	INCH
4 PLACES	±---	±---
3 PLACES	±---	±---
2 PLACES	±---	±---
1 PLACE	±0.3	±---
ANGULAR ±	1 °	

DRAFT WHERE APPLICABLE MUST REMAIN WITHIN DIMENSIONS

DIMENSION STYLE: MM ONLY
SCALE: 2:1
DESIGN UNITS: METRIC
THIRD ANGLE PROJECTION

DRAWN BY: BBRAUCH DATE: 2012/01/23
CHECKED BY: REISSNER DATE: 2012/01/24
APPROVED BY: REISSNER DATE: 2012/02/15

REC U12 12P AC FE STR XM
M16 WIR SE SHLD BK

MOLEX INCORPORATED

MATERIAL NO.: see table
DOCUMENT NO.: SD-120084-142
SHEET NO.: 1 OF 1
SIZE: A3

THIS DRAWING CONTAINS INFORMATION THAT IS PROPRIETARY TO MOLEX INCORPORATED AND SHOULD NOT BE USED WITHOUT WRITTEN PERMISSION