DATASHEET



EX-BNS 303-12Z-2187-3G/D

- Explosion protection for ATEX Zones 2 and 22
- Thermoplastic enclosure
- Ø M30
- With coding
- Insensitive to transverse misalignment
- Suitable for food processing industry only in combination with BPS 303 SS
- no mechanical wear

Data

Ordering data

Product type description	EX-BNS 303-12Z-2187-3G/D
Article number (order number)	101185026
EAN (European Article Number)	4030661333113
eCl@ss number, version 11.0	27-27-24-02
eCl@ss number, version 9.0	27-27-24-02
ETIM number, version 7.0	EC002544
ETIM number, version 6.0	EC002544

Explosion protection

Explosion protection: regulations	EN IEC 60079-0 EN IEC 60079-15 EN 60079-31
Explosion protection zones	2 22
Explosion protection category	3G 3D
Explosion protection designation	II 3G Ex nC IIC T6 Gc X II 3D Ex tc IIIC T80°C Dc X

Manufacturer declaration	ATEX Zone 2 and 22

General data

Housing construction form	Cylinder, thread
Installation conditions (mechanical)	quasi-flush
Housing material	Glass-fibre, reinforced thermoplastic
Material of the nuts	Thermoplastic
Gross weight	95 g

General data - Features

Coding	Yes
Short circuit detection	Yes
Cross-circuit detection	Yes
Number of normally closed (NC)	2
Number of normally open (NO)	1
Number of safety contacts	2
Number of cable wires	6

Safety classification

Standards	EN ISO 13849-1
Mission time	20 Year(s)

Safety classification - Safety outputs

B_{10D}- Value Normally-closed contact/Normally open contact (NC/NO)	25,000,000 Operations

Mechanical data

Active area	front side
Actuating element	Magnet

Impact energy, maximum	4 J
Direction of motion	Head-on to the active surface
Tightening torque of nuts, maximum	3 Nm

Mechanical data - Switching distances according EN IEC 60947-5-3

Assured switching distance "ON" S_{ao}	5 mm
Assured switching distance "OFF" S_{ar}	15 mm

Mechanical data - Connection technique

Length of cable	1 m
Termination	Cable
Wire cross-section	0.25 mm^2
Wire cross-section	23 AWG
Material of the Cable mantle	PVC

Mechanical data - Dimensions

ISO thread of the sensor	M30
width across flats	36 BK
Length of sensor	44 mm

Ambient conditions

Degree of protection	IP67
Ambient temperature	-25 ... +70 °C
Storage and transport temperature, minimum	-25 °C
Storage and transport temperature, maximum	+70 °C
Resistance to vibrations	10 … 55 Hz, amplitude 1 mm
Restistance to shock	30 g / 11 ms

Electrical data

Switching voltage, maximum	100 VAC
Switching voltage, maximum	100 VDC
Switching current, maximum	0.4 A
Switching capacity, maximum	10 W
Switching frequency, maximum	5 Hz

Electrical data - Digital Output

Design of control elements	Miscellaneous, Reed contacts

Scope of delivery

Scope of delivery	Actuator must be ordered separately.
Scope of delivery of mounting material	2x nuts M30 x 1.5

Accessory

Recommendation (actuator)	BPS 300 BPS 303 BPS 303 SS coded
Recommended safety switchgear	SRB-E-301ST SRB-E-201LC

Note

Note (General)	Contact symbols shown for the closed condition of the guard device. The contact configuration for versions with or without LED is identical.

Ordering code

Product type description:
EX-BNS 303-(1)Z(2)-3G/D

(1)	
11	1 NO contact / 1 NC contact

12	1 NO contact/2 NC contacts
03	3 NC contact

(2)

without	without LED switching conditions display
G	with LED switching conditions display

Pictures

Product picture (catalogue individual photo)



ID: kexbnf04
| 424.9 kB | .jpg | 311.856 x 468.136 mm - 884 x 1327 px - 72 dpi
| 39.4 kB | .png | 74.083 x 111.125 mm - 210 x 315 px - 72 dpi
| 32.8 kB | .jpg | 82.197 x 123.472 mm - 233 x 350 px - 72 dpi

Dimensional drawing basic component

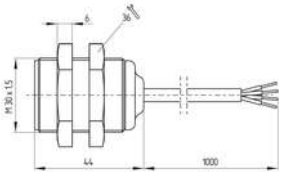

ID: 1bns3g02
| 30.4 kB | .cdr |
| 5.7 kB | .png | 74.083 x 51.506 mm - 210 x 146 px - 72 dpi
| 66.5 kB | .jpg | 352.778 x 245.886 mm - 1000 x 697 px - 72 dpi

Diagram

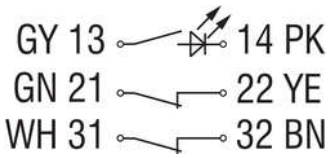

ID: k2o1sk09
| 28.5 kB | .cdr |
| 92.2 kB | .jpg | 352.778 x 162.278 mm - 1000 x 460 px - 72 dpi
| 4.0 kB | .png | 74.083 x 34.219 mm - 210 x 97 px - 72 dpi

Characteristic curve

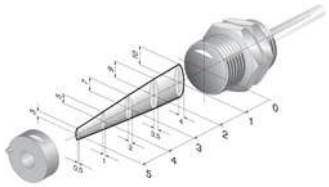

ID: kbns3a02
| 17.7 kB | .png | 74.083 x 42.333 mm - 210 x 120 px - 72 dpi
| 148.1 kB | .jpg | 352.778 x 201.436 mm - 1000 x 571 px - 72 dpi

Schmersal India Pvt. Ltd., Plot No - G-7/1, Ranjangaon MIDC, Tal. - Shirur, Dist.- Pune 412 220
The details and data referred to have been carefully checked. Images may diverge from original. Further technical data can be found in the manual. Technical amendments and errors possible.
Generated on: 08/11/2023, 1:02 pm