THE INFORMATION CONTAINED IN THIS DRAWING IS THE SOLE PROPERTY OF L-COM, INC. ANY REPRODUCTION IN PART OR WHOLE WITHOUT THE WRITTEN PERMISSION OF L-COM, INC. IS PROHIBITED.

RoHS Compliant ✔

REVISIONS			
REV	DESCRIPTION	DATE	APPROVED
H	ECN 3339: CN RELEASE	5/19/08	D.CASTRO
J	ECN 3450: DELETED HEX SCREW DIMS.	8/6/08	D.CASTRO
K	ECN 6779: REVISED L-COM LOGO, NEW FORMAT, PACKAGING	4/9/13	D.FRISIELLO

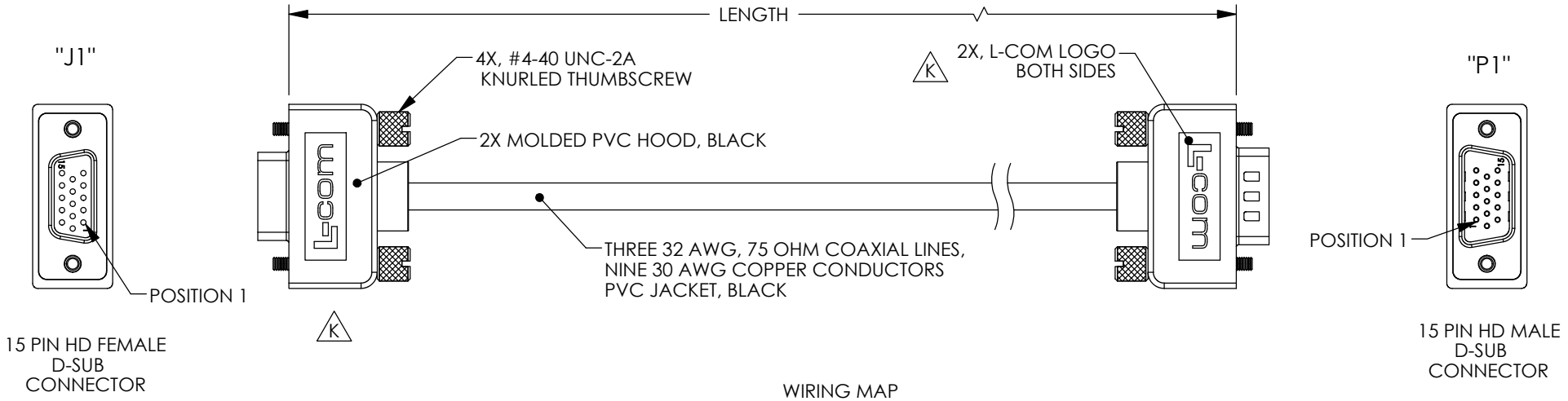

WIRING MAP

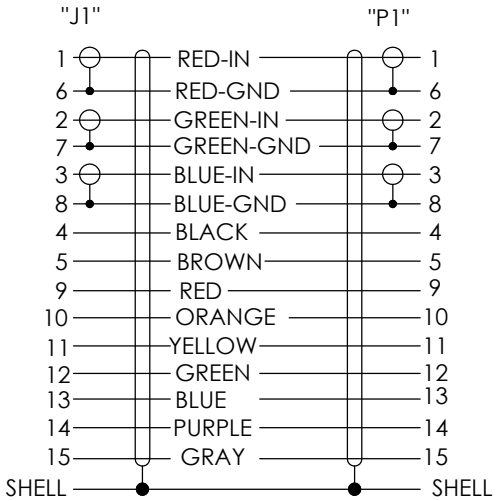

NOTES:

CABLE ASSEMBLY SHALL BE TESTED FOR CONTINUITY.
CABLE ASSEMBLY SHALL BE INDIVIDUALLY PACKAGED IN ACCORDANCE WITH L-COM SPECIFICATION PS-0031. K

MODEL NUMBER	LENGTH FEET [METERS]
CTL3VGAMF-5T	5.0 [1.52]
CTL3VGAMF-10T	10.0 [3.05]
CTL3VGAMF-15T	15.0 [4.57]
CTL3VGAMF-25T	25.0 [7.62]
CTL3VGAMF-50T	50.0 [15.24]

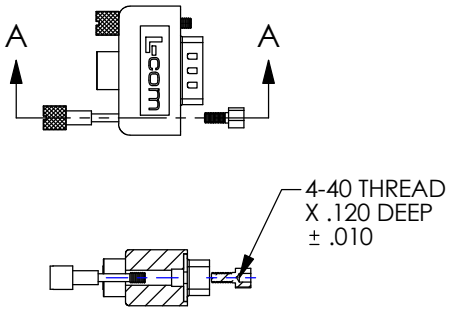

SECTION A-A
SCALE 1 : 2

CABLES ARE SHIPPED WITH THUMBSCREWS INSTALLED AND FOUR HEX SCREW LOCKS FOR OPTIONAL USE. THUMBSCREWS MAY BE REMOVED EASILY AND THE HEX SCREW LOCKS MOUNTED IN THE CAPTIVE NUTS OF THE CONNECTOR.

K

UNLESS OTHERWISE SPECIFIED,
DIMENSIONS ARE IN INCHES [mm]
OVERALL CABLE LENGTH TOLERANCE:
≤12 [305] = +1 [25] / -0
>12 [305] ≤60 [1524] = +2 [51] / -0
>60 [1524] ≤120 [3048] = +4 [102] / -0
>120 [3048] ≤300 [7620] = +6 [152] / -0
>300 [7620] = +5% / -0%
ALL OTHER DIMENSIONAL TOLERANCES:
.X = ± .2
.XX = ± .02
.XXX = ±.005
PROJECTION

APPROVALS	DATE
DRAWN BY TJC	12/6/00
CHECKED BY DFP	1/9/01
APPROVED BY ZW	2/7/01

CONFIGURATION DETAILS OF UNDIMENSIONED FEATURES MAY VARY

COLOR VARIATIONS MAY OCCUR

L-COM Global Connectivity
45 BEECHWOOD DRIVE
NORTH ANDOVER, MA
01845

CATEGORY
AUDIO/VIDEO

PRODUCT DESCRIPTION
THIN-LINE VIDEO CABLE ASSY M/F

SIZE	FSCM NO.	DWG. NO.	REV.
A	43321	CTL3VGAMF-T	K

SCALE: NONE | CAD FILE: CTL3VGAMF-T.SLDDRW | SHEET 1 OF 1