THE INFORMATION CONTAINED IN THIS DRAWING IS THE SOLE PROPERTY OF L-COM, INC. ANY REPRODUCTION IN PART OR WHOLE WITHOUT THE WRITTEN PERMISSION OF L-COM, INC. IS PROHIBITED.

REVISIONS			
REV	DESCRIPTION	DATE	APPROVED
A	INITIAL RELEASE	4/16/12	D.GRIFFIN
B	ECN 6159: CHANGED MOLDED HOODS, FERRITES, AND BULK CABLE TO BLACK	5/10/12	D. DESJARDIN

MODEL NUMBER	LENGTH	
	FEET	METERS
CGDVI-DL-MM-1	1.0	[.31]
CGDVI-DL-MM-3	3.0	[.92]
CGDVI-DL-MM-5	5.0	[1.52]
CGDVI-DL-MM-10	10.0	[3.05]
CGDVI-DL-MM-15	15.0	[4.57]

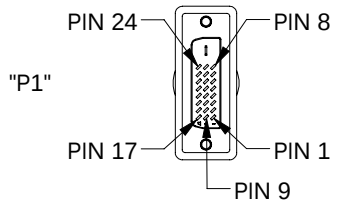

2X, MALE DVI-D DUAL LINK CONNECTOR

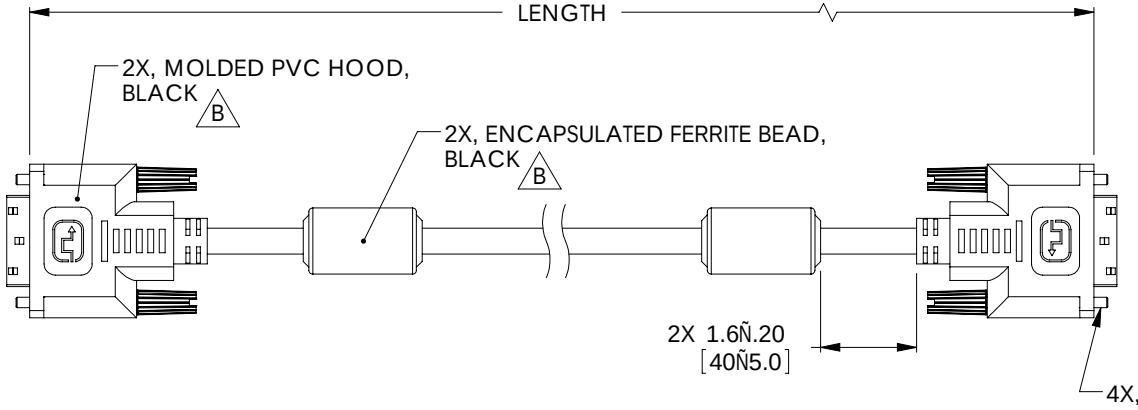

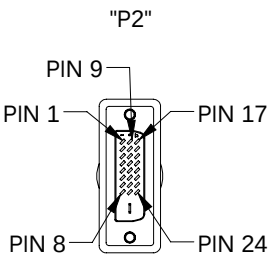

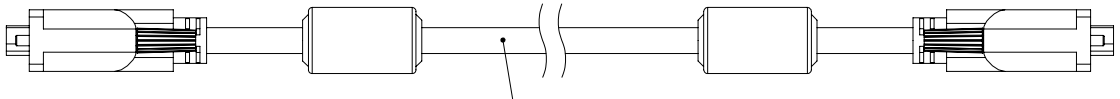

UL STYLE 20276,
(7) 28AWG INDIVIDUALLY SHIELDED TWISTED PAIR
(1) 28AWG UNSHIELDED TWISTED PAIR
(3) 28 AWG CONDUCTORS, OVERALL ALUMINIZED POLYESTER FILM SHIELD PLUS TINNED COPPER BRAID SHIELD.
PVC OUTER JACKET: BLACK
B

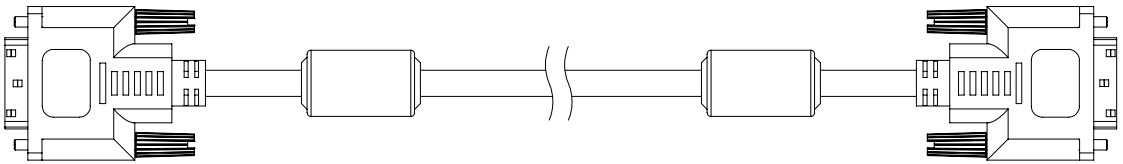

"P1" WIRING MAP "P2"

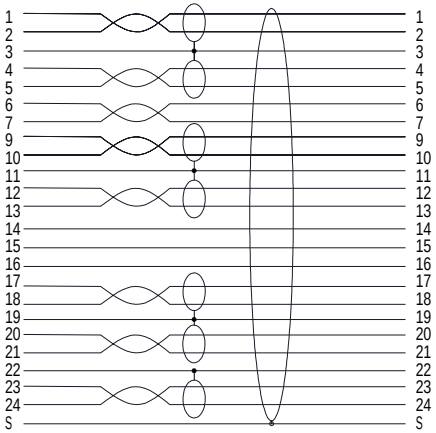

PIN 8: NO CONNECTION

NOTES:

1. CABLE ASSEMBLIES SHALL BE TESTED FOR CONTINUITY.
2. CABLE ASSEMBLIES SHALL BE INDIVIDUALLY PACKAGED IN A CLEAR POLYBAG AND LABELED PER LSP-010
3. DUST COVERS INSTALLED FOR SHIPPING (NOT SHOWN).

RoHS Compliant

UNLESS OTHERWISE SPECIFIED,
DIMENSIONS ARE IN INCHES [mm]
OVERALL CABLE LENGTH TOLERANCE:
012 [305] = +1 [25] / -0
>12 [305] 060 [1524] = +2 [51] / -0
>60 [1524] 0120 [3048] = +4 [102] / -0
>120 [3048] 0300 [7620] = +6 [152] / -0
>300 [7620] = +5% / -0%
ALL OTHER DIMENSIONAL TOLERANCES:
.X = Ñ .2
.XX = Ñ .02
.XXX = Ñ.005
PROJECTION

APPROVALS	DATE
DRAWN BY D. DESJARDIN	4/13/12
CHECKED BY R. SCOTT	4/16/12
APPROVED BY S. SMITH	4/16/12

CONFIGURATION DETAILS OF UNDIMENSIONED FEATURES MAY VARY

COLOR VARIATIONS MAY OCCUR

L-COM Global Connectivity
45 BEECHWOOD DRIVE
NORTH ANDOVER, MA
01845

CATEGORY: VIDEO

PRODUCT DESCRIPTION: CA DVI-D M/M DUAL LNK

SIZE	FSCM NO.	DWG. NO.	REV.
A	43321	CGDVI-DL-MM	B

SCALE: NONE | CAD FILE: CGDVI-DL-MM.SLDDRW | SHEET 1 OF 1