SERIES 1683 - POWERFUL SINGLE POLE AND DOUBLE POLE PUSH BUTTON SWITCHES UP TO 12 (8) A 250 V~



PRODUCT ADVANTAGES

- Double lifting contact system proven a million times
- High rating up to 12 (8) A 250 V~
- Small size for single and double pole versions
- Functionally reliable switching system up to 5E5 switching cycles (mechanically) due to two-sided switching core
- High electrical reliability due to separate spark chambers. Approved for high actuating speed according to EN 61058 (paragraph 17.2.6)

SWITCHING FUNCTIONS

- ST-switch
- ST-momentary function

TERMINAL VERSIONS

- Quick-connect-/solder-combination 4.8 mm vertical
- Quick-connect-/solder-combination 4.8 mm horizontal
- PC-terminal vertical
- PC-terminal horizontal

VERSIONS ON REQUEST

- Different colours of actuating caps
- Design adapter for snapping on customized caps
- ST-momentary function

Standard version and appliance cut-out



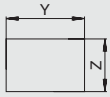

X = panel thickness

X	Y	Z
0.75...1.25	19.2 $^{-0.1}$	12.9 $^{+0.1}$
1.25...2	19.4 $^{-0.1}$	12.9 $^{+0.1}$
2 ...3	19.8 $^{-0.1}$	12.9 $^{+0.1}$

SERIES 1683 - POWERFUL SINGLE POLE AND DOUBLE POLE

PUSH BUTTON SWITCHES UP TO 12 (8) A 250 V~

Electrical rating		12 (8) A 250 V~ 10 (8) A 250 V~ 5E4 12 A 125 - 250 V AC 1/2 HP 125 - 250 V AC
Mechanical life endurance		≥ 1E5
Contact resistance (new state)		< 100 mΩ (12 V, 1A DC)
Insulation resistance (new state)		> 100 MΩ (500 V DC between the open contacts)
High voltage resistance (new state)		1250 V eff. (between the open contacts) 3750 V eff. (reinforced insulation)
Resistance to tracking		PTI 250
Contact gap		≥ 3 mm
Insulation spacing		≥ 8 mm
Protection type		IP 40
Ambient temperature	terminal side actuating side	-20 °C ... +100 °C no condensation -20 °C ... + 55 °C no condensation
Storage temperature		-40 ... +80 °C
Actuating force	single pole non-illuminated single pole illuminated and double pole	ca. 8 N ca. 12 N
Flammability		UL 94 V-2
Heat and fire-resistance		850 °C (categoryD)
Material	socket and housing push button	PA PC
Contacts		Ag
Terminals		Cu resp. silver-plated
Temperature rise at the terminals (according to electrical life endurance)		max. 30 K (UL 1054) max. 55 K (EN 61058-1)
Solderability of terminals		max. 350 °C, 3 sec. (no pressure on the terminals when soldering by hand!)
Push-on force of connectors		≤ 80 N
Approval marks		
Suitable for appliances of protection classII		

The test conditions comply with EN 61058-1 and UL 1054

ST-SWITCHES

with indicator lamp

12 (8) A 250 V~
10 (8) A 250 V~ 5E4
T 100/55
12 A (1/2 HP) 125-250 V AC



single pole
1686.1101*



double pole
1687.1104*

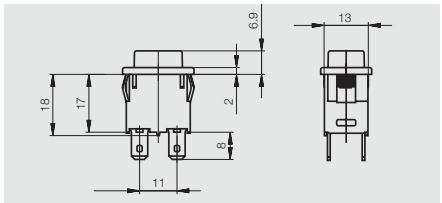

quick-connect terminal 4.8

ST-SWITCHES

12 (8) A 250 V~
10 (8) A 250 V~ 5E4
T 100/55
12 A (1/2 HP) 125-250 V AC



single pole
1683.1101*



double pole
1684.1101*

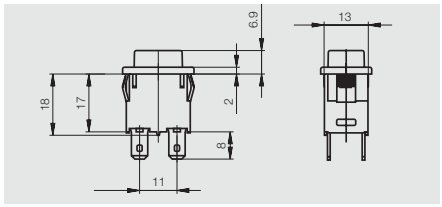

quick-connect terminal 4.8

* Version on stock