Y-bearing flanged units with pressed steel housing

d **12–35** mm

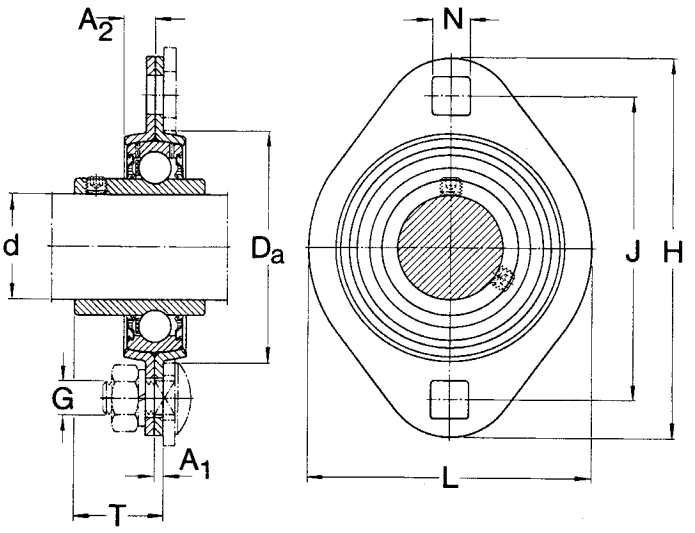

Dimensions										Permissible housing load	Mass	Designations Unit[1]	Housing	Y-bearing
d	A_1	A_2	D_a	H	L	J	N	G	T	radial				
mm										N	kg	–		
12	2	7	49	81	59	63	7,1	6	24,1	2 500	0,21	**PFT 12 FM**	PFT 40	YET 203/12
									17,9	2 500	0,20	**PFT 12 TF**	PFT 40	YAR 203/12-2F
15	2	7	49	81	59	63	7,1	6	24,1	2 500	0,20	**PFT 15 FM**	PFT 40	YET 203/15
									17,9	2 500	0,18	**PFT 15 TF**	PFT 40	YAR 203/15-2F
17	2	7	49	81	59	63	7,1	6	24,1	2 500	0,19	**PFT 17 FM**	PFT 40	YET 203
									25,4	2 500	0,21	**PFT 17 WM**	PFT 40	YEL 203
									17,9	2 500	0,17	**PFT 17 TF**	PFT 40	YAR 203-2F
20	2	8	55	91	67	71,5	8,7	8	25,5	3 300	0,25	**PFT 20 FM**	PFT 47	YET 204
									28,6	3 300	0,28	**PFT 20 WM**	PFT 47	YEL 204
									20,3	3 300	0,23	**PFT 20 TF**	PFT 47	YAR 204-2F
									22,5	3 300	0,23	**PFT 20 K**	PFT 47	362004 ATN
25	2	9	60	95	71	76	8,7	8	25,5	3 600	0,29	**PFT 25 FM**	PFT 52	YET 205
									28,9	3 600	0,34	**PFT 25 WM**	PFT 52	YEL 205
									21,8	3 600	0,28	**PFT 25 TF**	PFT 52	YAR 205-2F
									22,5	3 600	0,28	**PFT 25 K**	PFT 52	362005 ATN
30	2,5	9,5	71	112	84	90,5	10,5	10	29,2	5 000	0,46	**PFT 30 FM**	PFT 62	YET 206
									32,6	5 000	0,52	**PFT 30 WM**	PFT 62	YEL 206
									24,7	5 000	0,44	**PFT 30 TF**	PFT 62	YAR 206-2F
									25,5	5 000	0,43	**PFT 30 K**	PFT 62	362006 ATN
35	2,5	10	81	122	94	100	11	10	31,9	6 500	0,72	**PFT 35 FM**	PFT 72	YET 207
									34,8	6 500	0,78	**PFT 35 WM**	PFT 72	YEL 207
									27,9	6 500	0,65	**PFT 35 TF**	PFT 72	YAR 207-2F
									27	6 500	0,63	**PFT 35 K**	PFT 72	362007 A

[1] The units PFT-WM are also available with flingers or flocked flingers; they then carry the suffixes F or L, e.g. PFT 17 WF or PFT 17 WL
The units PFT-TF are also available with flocked flingers or without flingers; they then cary the suffixes L or M, e.g. PFT 12 TL or PFT 12 TM

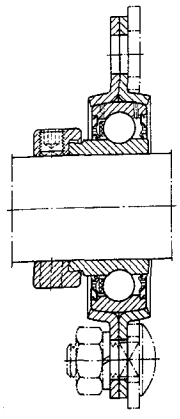

Series PFT-FM

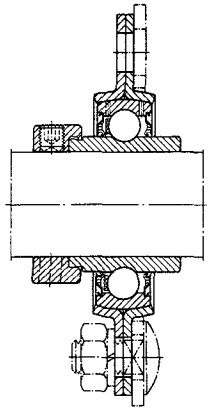

Series PFT-WM

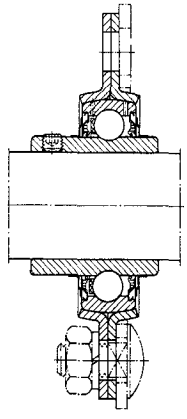

Series PFT-TF

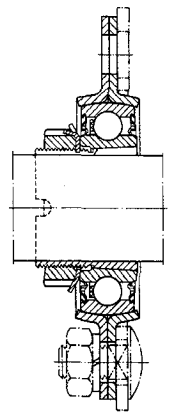

Series PFT-K

Y-bearing flanged units with pressed steel housing for inch shafts

d 5/8–1 7/16 in

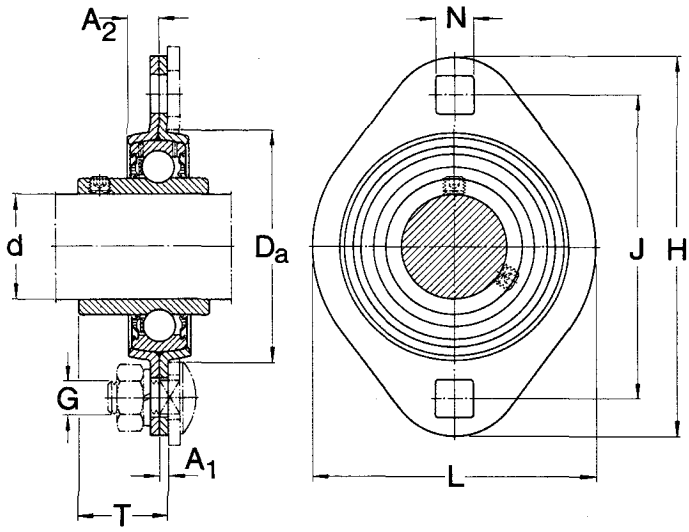

Dimensions										Permissible housing load	Mass	Designations Unit[1]	Housing	Y-bearing
d	A_1	A_2	D_a	H	L	J	N	G	T	radial				
in	mm									N	kg	–		
5/8	2	7	49	81	59	63	7,1	6	24,1	2 500	0,20	**PFT 5/8 FM**	PFT 40	YET 203-010
									25,4	2 500	0,21	**PFT 5/8 WM**	PFT 40	YEL 203-010
									17,9	2 500	0,17	**PFT 5/8 TF**	PFT 40	YAR 203-010-2F
11/16	2	7	49	81	59	63	7,1	6	24,1	2 500	0,19	**PFT 11/16 FM**	PFT 40	YET 203-011
									25,4	2 500	0,20	**PFT 11/16 WM**	PFT 40	YEL 203-011
									17,9	2 500	0,17	**PFT 11/16 TF**	PFT 40	YAR 203-011-2F
3/4	2	8	55	91	67	71,5	8,7	8	25,5	3 300	0,26	**PFT 3/4 FM**	PFT 47	YET 204-012
									28,6	3 300	0,29	**PFT 3/4 WM**	PFT 47	YEL 204-012
									20,3	3 300	0,23	**PFT 3/4 TF**	PFT 47	YAR 204-012-2F
13/16	2	9	60	95	71	76	8,7	8	25,5	3 600	0,33	**PFT 13/16 FM**	PFT 52	YET 205-013
									28,9	3 600	0,39	**PFT 13/16 WM**	PFT 52	YEL 205-013
									21,8	3 600	0,32	**PFT 13/16 TF**	PFT 52	YAR 205-013-2F
7/8	2	9	60	95	71	76	8,7	8	25,5	3 600	0,32	**PFT 7/8 FM**	PFT 52	YET 205-014
									28,9	3 600	0,37	**PFT 7/8 WM**	PFT 52	YEL 205-014
									21,8	3 600	0,31	**PFT 7/8 TF**	PFT 52	YAR 205-014-2F
15/16	2	9	60	95	71	76	8,7	8	25,5	3 600	0,31	**PFT 15/16 FM**	PFT 52	YET 205-015
									28,9	3 600	0,35	**PFT 15/16 WM**	PFT 52	YEL 205-015
									21,8	3 600	0,29	**PFT 15/16 TF**	PFT 52	YAR 205-015-2F
1	2	9	60	95	71	76	8,7	8	25,5	3 600	0,29	**PFT 1. FM**	PFT 52	YET 205-100
									28,9	3 600	0,33	**PFT 1. WM**	PFT 52	YEL 205-100
									21,8	3 600	0,28	**PFT 1. TF**	PFT 52	YAR 205-100-2F
1 1/8	2,5	9,5	71	112	84	90,5	10,5	10	29,2	5 000	0,46	**PFT 1.1/8 FM**	PFT 62	YET 206-102
									32,6	5 000	0,52	**PFT 1.1/8 WM**	PFT 62	YEL 206-102
									24,7	5 000	0,44	**PFT 1.1/8 TF**	PFT 62	YAR 206-102-2F
1 3/16	2,5	9,5	71	112	84	90,5	10,5	10	29,2	5 000	0,46	**PFT 1.3/16 FM**	PFT 62	YET 206-103
									32,6	5 000	0,51	**PFT 1.3/16 WM**	PFT 62	YEL 206-103
									24,7	5 000	0,43	**PFT 1.3/16 TF**	PFT 62	YAR 206-103-2F

[1] The units PFT-WM are also available with flingers or flocked flingers; they then carry the suffixes F or L, e.g. PFT 5/8 WF or PFT 5/8 WL
The units PFT-TF are also available with flocked flingers or without flingers; they then carry the suffixes L or M, e.g. PFT 5/8 TL or PFT 5/8 TM

SKF

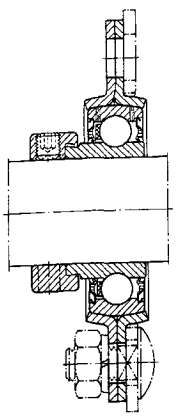

Series PFT-FM

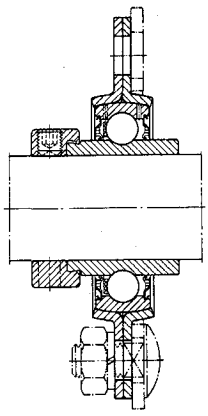

Series PFT-WM

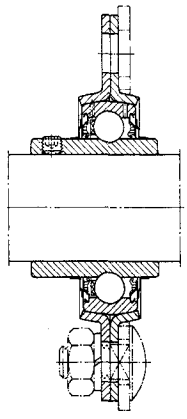

Series PFT-TF

Dimensions										Permissible housing load	Mass	Designations Unit[1]	Housing	Y-bearing
d	A_1	A_2	D_a	H	L	J	N	G	T	radial				
in	mm									N	kg	–		
1 1/4	2,5	9,5	71	112	84	90,5	10,5	10	29,2	5 000	0,44	**PFT 1.1/4 AFM**	PFT 62	YET 206-104
									32,6	5 000	0,48	**PFT 1.1/4 AWM**	PFT 62	YEL 206-104
									24,7	5 000	0,41	**PFT 1.1/4 ATF**	PFT 62	YAR 206-104-2F
	2,5	10	81	122	94	100	11	10	31,9	6 500	0,74	**PFT 1.1/4 FM**	PFT 72	YET 207-104
									34,8	6 500	0,82	**PFT 1.1/4 WM**	PFT 72	YEL 207-104
									27,9	6 500	0,66	**PFT 1.1/4 TF**	PFT 72	YAR 207-104-2F
1 5/16	2,5	10	81	122	94	100	11	10	31,9	6 500	0,71	**PFT 1.5/16 FM**	PFT 72	YET 207-105
									34,8	6 500	0,79	**PFT 1.5/16 WM**	PFT 72	YEL 207-105
									27,9	6 500	0,65	**PFT 1.5/16 TF**	PFT 72	YAR 207-105-2F
1 3/8	2,5	10	81	122	94	100	11	10	31,9	6 500	0,69	**PFT 1.3/8 FM**	PFT 72	YET 207-106
									34,8	6 500	0,76	**PFT 1.3/8 WM**	PFT 72	YEL 207-106
									27,9	6 500	0,62	**PFT 1.3/8 TF**	PFT 72	YAR 207-106-2F
1 7/16	2,5	10	81	122	94	100	11	10	31,9	6 500	0,66	**PFT 1.7/16 FM**	PFT 72	YET 207-107
									34,8	6 500	0,72	**PFT 1.7/16 WM**	PFT 72	YEL 207-107
									27,9	6 500	0,59	**PFT 1.7/16 TF**	PFT 72	YAR 207-107-2F

[1] The units PFT-WM are also available with flingers or flocked flingers; they then carry the suffixes F or L, e.g. PFT 1.1/4 WF or PFT 1.1/4 WL
The units PFT-TF are also available with flocked flingers or without flingers; they then carry the suffixes L or M, e.g. PFT 1.1/4 TL or PFT 1.1/4 TM