V4IA100A 24-240V AC/DC

Measurement- HALL current transducer 1ph

Status: Available Data sheet created: 01.07.2025

Item Number: 2104420 - **Serie:** Veo - **EAN:** 9008662012615



- Current transducer 1 phase VEO series
- Measuring range: 25A, 50A, 75A, 100A AC/DC
- Analog output: 0(4)..20mA DC, 0..10VDC
- Current measuring system: integrated HALL transducer
- Special features: Bidirectional and unidirectional current measurement, 6kV isolation voltage, RANGE MAGNIFIER.
- Supply voltage 48 - 240V AC; 24 - 240V DC
- Construction width 45 mm

Description

Precise and reliable reading of mechanical, electrical and electronic measured values with analogue and digital evaluation options.

General information

Short description	HALL current transducer 1ph, 25A, 50A, 75A, 100A AC/DC with analog output
Item Number	2104420
EAN	9008662012615
Main category	Measurement Technology
Series	Veo
Type	V4IA100A 24-240V AC/DC
Design	Compact industrial design
Supply	24-240V AC/DC
Dimensions	45 x 67 x 76 mm

Functions and measurands

Amount of functions 4

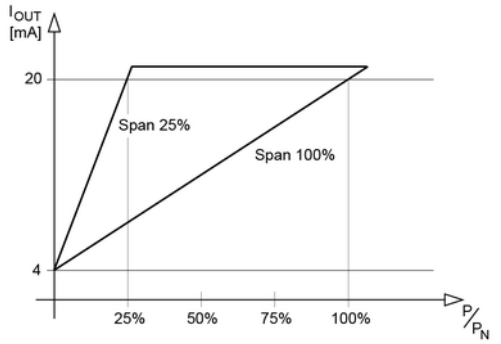

Output: 4-20 mA: Zero = 0% / Span = 25% ; Zero = 0% / Span = 100% (-)

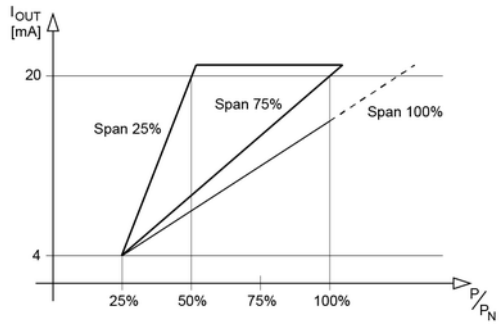

Output: 4-20 mA: Zero = 25% / Span = 25% ; Zero = 25% / Span = 75% (-)

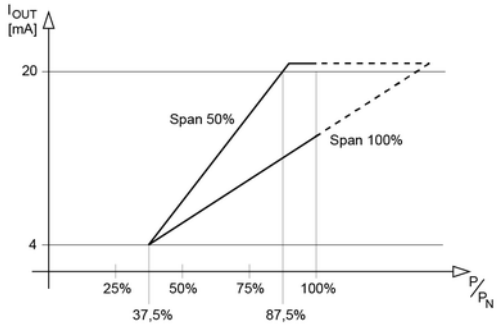

Output: 4-20 mA: Zero = 37,5% / Span = 50% ; Zero = 37,5% / Span = 100% (-)

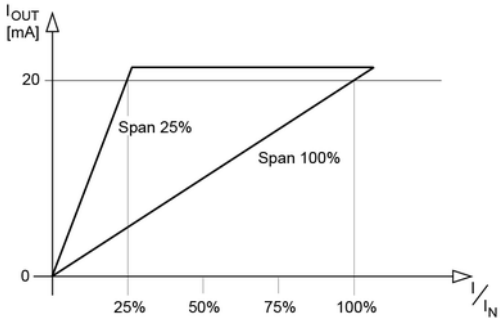

Output: 0-20 mA: Zero = 0% / Span = 25% ; Zero = 0% / Span = 100% (-)

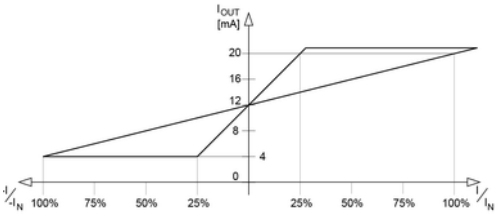

Output: 12 mA ±8 mA: Zero = 0%* / Span = 25% ; Zero = 0%* / Span = 100%
***Potentiometers „Zero“ and „Zero Fine“ have no function (-)**

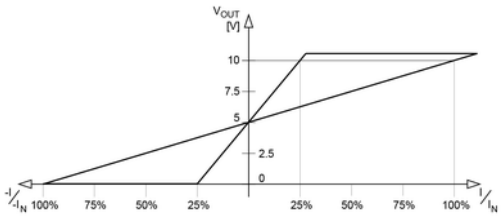

Output: 5 V ±5 V: Zero = 0%* / Span = 25% ; Zero = 0%* / Span = 100%
***Potentiometers „Zero“ and „Zero Fine“ have no function (-)**

Indicators

Supply/time lapse 1	Green LED U ON: supply voltage applied
Relay state	Yellow LED C_out ON: Analog output 4 (0) ... 20 mA, 10 mA ±10 mA, 12 mA ±8 mA active
Relay state	Yellow LED V_out ON: Analog output 0 ... 10 V, 5 V ±5 V active
Error / monitoring function	Red LED Err ON: Error (output overdriving)

Mechanical design

Housing material	PA 66, self-extinguishing plastic, class V-0
Housing - protection degree	IP40
Mounting	Profile rail TS 35 according to EN60715
Terminals/connections	Screw terminal
Terminals - protection degree	IP20
Mounting position	any
Stripping length	8 mm
Max. Tightening Torque	1 Nm
Terminal capacity	• flexibel mit Aderendhülse 0,5 … 2,5 mm² (20 AWG … 13 AWG) • flexibel ohne Aderendhülse 0,5 … 4 mm² (20 AWG … 12 AWG) • starr 0,5 … 4 mm² (20 AWG … 12 AWG)

Supply circuit

Terminals/connections	A1-A2
Supply voltage d.c.	24 ... 240 V
Supply voltage tolerance d.c.	-15 / +20 %
Rated consumption d.c.	24 V d.c.: typ. 0,55 W
Supply voltage a.c.	48 ... 240 V
Supply voltage tolerance a.c.	-10 / +10 %
Rated frequency [Hz]	16,6 ... 400 Hz or d.c.
Tolerance of the Frequency	16,0 ... 420 Hz
Rated consumption a.c.	230 V a.c. 50 Hz: typ. 0,65 W / 1,2 VA
Duty cycle	100%
Backup power time	<6 ms
Recovery time	24 V d.c.: ≥ 400 ms

Output circuit analogue

Klemmen	CO+; CO-
Apparent ohmic resistance	0 ... 300 Ω
Einstellzeit	< 200 ms
Galvanic Separation	Zwischen Versorgungs-, Ausgangs- und Messkreis

Measuring circuit

Measurand	Current - one phase
Measuring method	True RMS
Measuring range	100 A a.c./d.c.
Frequency - sinusoidal	16,6 ... 400 Hz
Frequency - Non sinusoidal	50 / 60 Hz (arbitrary waveform)

Accuracy

Base accuracy	< 2 %
Adjustment accuracy	< 5 % (of full scale of „Zero Fine“ potentiometer)
Repetition accuracy	< 1 %
Temperature influence	< 0,05 % per °C
Influence of humidity	+3 % of base accuracy (> 85 % rel. humidity)

Accuracy

	< 2,5%
	< 4%

Ambient conditions and general specifications

Ambient temperature IEC	-25 ... +60 °C
Storage temperature	-40 ... +70 °C
Relative humidity	5 ... 95 % (nicht kondensierend)
Vibration resistance	2 ... 13,2 Hz: 1 mm; 13,2 ... 100 Hz: 7 m/s² (GL VI-7-2 Kategorie C)
Shock resistance	150 m/s² 11 ms (IEC 60068-2-27)
Pollution degree	2, pollution level can be increased by installation in suitable enclosures (according to IEC 60664-1)
Installation altitude	Up to 2000 m above sea level

Logistics

Minimum Quantity	1
Tariff Number	85364900
EAN	9008662012615
Country of Origin	AT
Product Weight (g)	147.2

Available declarations / conformities

EAC	✓
CE	Open document
UL	Open document
c(UL)	Open document
REACH	Open document
WEEE	Open document
TSCA	Open document
RoHs	Open document
CMRT	Open document

CAD Files

STEP_V4_en.STEP	Download file

V4IA100A 24-240V AC/DC

Media & drawings



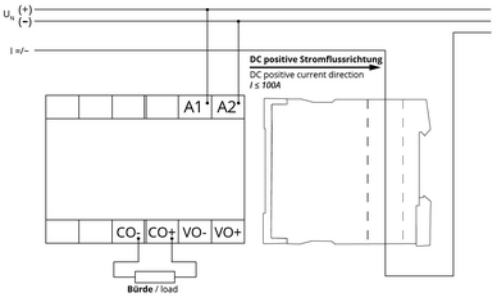

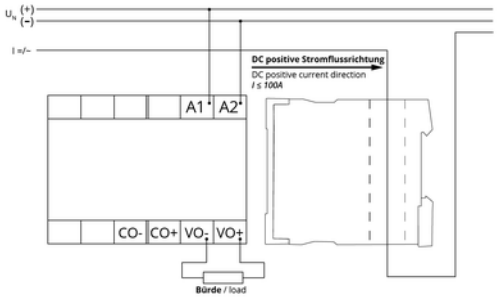

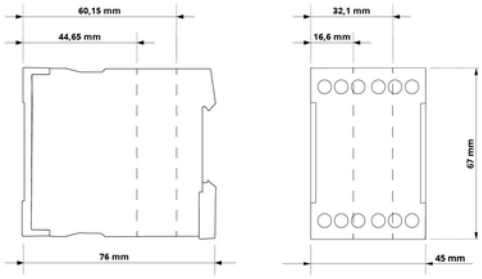

Tele Haase Steuergeräte Ges.m.b.H
Vorarlberger Allee 38
1230 Vienna
Austria

CALL US +43 / 1 / 614 74 - 0

ONLINE SUPPORT support@tele-haase.at

Changes and errors excepted