MALE END VIEW

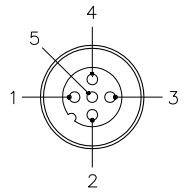

1 = BARE (SHIELD)
2 = RED (+ VOLTAGE)
3 = BLACK (– VOLTAGE)
4 = WHITE (CAN_H)
5 = BLUE (CAN_L)

FEMALE END VIEW

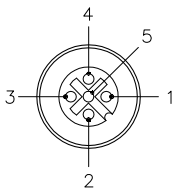

1 = BARE (SHIELD)
2 = RED (+ VOLTAGE)
3 = BLACK (– VOLTAGE)
4 = WHITE (CAN_H)
5 = BLUE (CAN_L)

SPECIFICATIONS

CONTACT CARRIER MATERIAL/COLOR	TPU/BLUE–GRAY
MOLDED HEAD MATERIAL/COLOR	TPU/BLUE–GRAY
CONTACT MATERIAL/PLATING	BRASS/GOLD
COUPLING NUT MATERIAL/PLATING	BRASS/NICKEL
RATED CURRENT [A]	4.0 A
RATED VOLTAGE [V]	250 V
OUTER JACKET MATERIAL/COLOR	PVC/GREY
CONDUCTOR INSULATION MATERIAL	PE (DATA), PVC (POWER)
NUMBER OF CONDUCTORS [AWG]	4x22 AWG, 22 AWG DRAIN
SHIELDING	FOIL (PAIRS), FOIL (OVERALL)
TEMPERATURE RATING	–40°C to +80°C (–40°F to +176°F)
PROTECTION CLASS	MEETS NEMA 1,3,4,6P AND IEC IP68

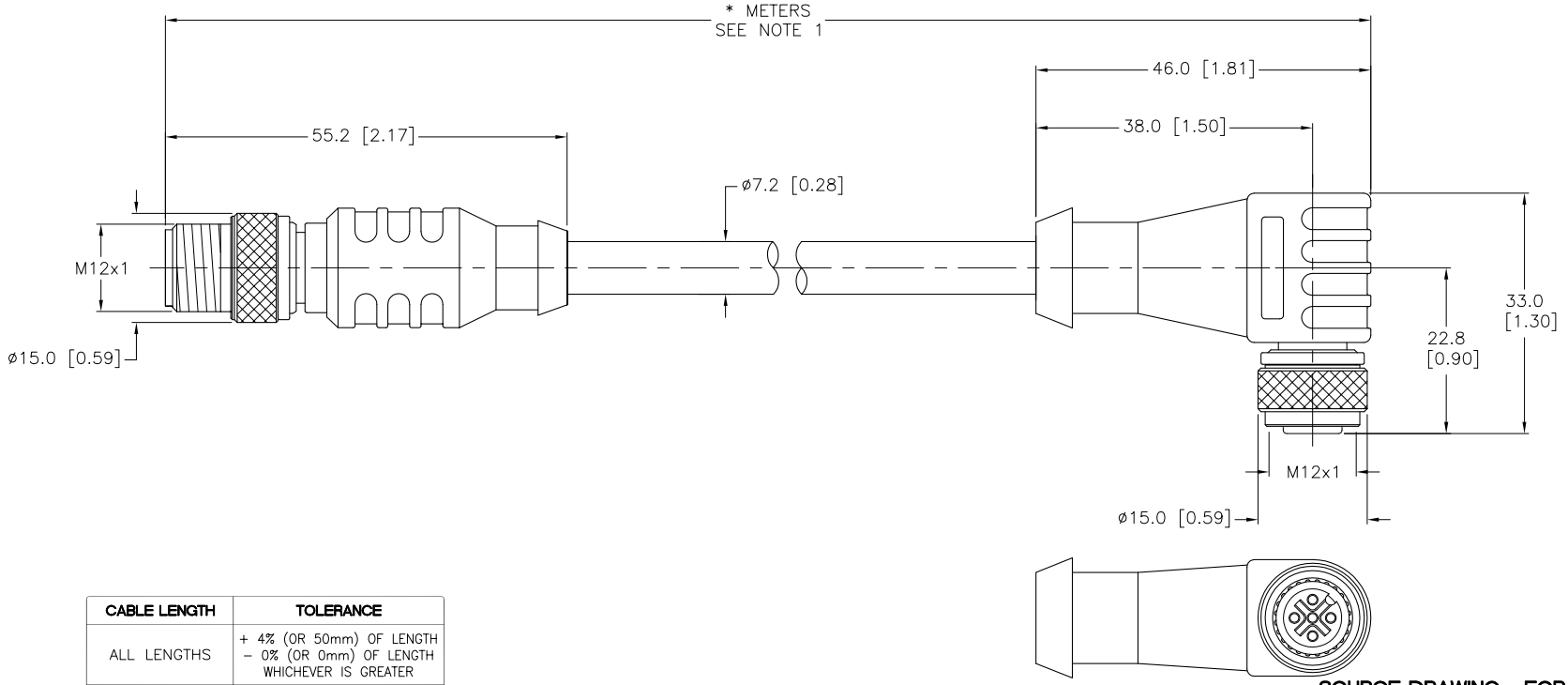

SOURCE DRAWING - FOR REFERENCE ONLY

CABLE LENGTH	TOLERANCE
ALL LENGTHS	+ 4% (OR 50mm) OF LENGTH – 0% (OR 0mm) OF LENGTH WHICHEVER IS GREATER
STRIP LENGTH	**TOLERANCE**
0–7mm	±0.5mm
8–29mm	±1.0mm
30–49mm	±2.0mm
50–69mm	±3.0mm
70–100mm	±4.0mm
OVER 100mm	±5.0mm

NOTES:

1. "*" INDICATES CABLE LENGTH IN METERS. CONTACT TURCK TO ORDER SPECIFIC LENGTHS.

REV	DESCRIPTION	BY	DATE	ECO NO.
E	DRAWING PROCESSED AS PART OF ECO 33971	CBM	04/06/11	33971

RELATED DOCUMENTS
1.
2.
3.
4.

3RD ANGLE PROJECTION

THIS DRAWING IS PROPERTY OF TURCK INC. USE OF THIS DOCUMENT WITHOUT WRITTEN PERMISSION IS PROHIBITED.

TURCK INC
High Technology Sensors and Automation Controls
3000 CAMPUS DRIVE
MINNEAPOLIS, MN 55441
1–800–544–7769
(763) 553–7300
(763) 553–0708 fax
turck.com

MATERIAL

FINISH

ALL DIMENSIONS DISPLAYED ON THIS DRAWING ARE FOR REFERENCE ONLY

CONTACT TURCK FOR MORE INFORMATION

DRFT RDS | DATE 06/14/02
DSGN | SCALE 1=1

UNIT OF MEASUREMENT
MILLIMETER [INCH]
DO NOT SCALE THIS DRAWING

DESCRIPTION
RSC WKC 572–*M

IDENTIFICATION NO.

REV E

FILE: 777005240

SHEET 1 OF 1