SERIES 1055 - SUBSUBMINIATURE SNAP-ACTION SWITCHES IP 67

TO 4 A 12 V OR 2 A 24 V DC



PRODUCT FEATURES

- Compact design with dust and water protected switching system acc. to IP 67 (basic types 1055 / 1058)
- Large overtravel of ≥ 1.2 mm for small size
- The specially designed pushbutton guide enables a start-up angle of 40°
- The modular principle offers a wide selection of connections, auxiliary actuators and fastening types

ON REQUEST

- Rating 0.5 (0.5) A 250 V AC 25E3 and ENEC approval mark
- For higher ambient temperatures
- Customized cable assembly
- Basic type 1058 as double switch or with cable outlet in other directions

Mechanical life endurance		1E6 at 10 mA 12 V
Contact resistance (new condition)		< 50 mOhm (1 A 12 V DC)
Insulation resistance (new condition)		> 100 MOhm (500 V DC)
Protection type		IP 00 connection side basic types 1055 and 1056 IP 40 actuator side basic type 1056 IP 67 actuator side basic type 1055, connection and actuator side basic type 1058
Ambient temperature		-40 °C ... +85 °C
Flammability		UL 94 HB
Material	actuator	POM
	additional actuator	stainless steel spring steel
	housing	PBTP
	connections	tinned basic type 1058: wires FLRY 0.5 mm², tinned wire ends
Contact material		Ag gold-plated
Approval marks		on request
Shock resistance		50 g
Miscellaneous		connection side cast electrical life endurance at 12 V 2 A: 200E3 (ohmic load)







SERIES 1055 - SUBSUBMINIATURE SNAP-ACTION SWITCHES IP 67

TO 4 A 12 V OR 2 A 24 V DC



	4 A 12 V DC (ohmic load)	2 A 24 V DC (ohmic load)	0.5 (0.5) A 250 V AC 25E3	Connection type	Connection description	Operating force in N	Operating position (OP) in mm	Difference travel max. in mm	Free position (FP) max. in mm	Permissible total travel position (TP) in mm	Actuator description	Lever drawing	Miscellaneous	Stock version
Normally closed contact (SPNC)														
1058.0395	●	●			400 long crimped	≤ 1.8	9.4 ±0.3	0.4	10.4	7.9			pin right 1.5 long	
Normally open contact (SPNO)														
1058.0373	●	●			150 long	≤ 1.8	9.4 ±0.3	0.4	10.4	7.9			pin right 1.5 long	
1058.0593	●	●			300 long	≤ 1.8	9.4 ±0.3	0.4	10.4	7.9			pin both sides 5 long	
1058.5172	●	●			254 long	≤ 2.6	12.4 ±0.65	0.8	14.7	10.3		L21	pin left 5 long	
Changeover switch (SPDT momentary)														
1055.0351	●	●				≤ 1.8	9.4 ±0.3	0.4	10.4	7.9			pin right 1.5 long	●
1055.0551	●	●				≤ 1.8	9.4 ±0.3	0.4	10.4	7.9			pin right 5 long	
1055.0552	●	●				≤ 1.8	9.4 ±0.3	0.4	10.4	7.9			pin left 5 long	
1055.2061	●	●			coded cranked	≤ 1.8	13.75 ±0.3	0.4	14.75	12.25			without pin	
1055.2351	●	●				≤ 1.8	9.4 ±0.3	0.4	10.4	7.9			pin right 1.5 long	●
1055.3653	●	●				≤ 1.8	9.4 ±0.3	0.4	10.4	7.9			pin right 2.5 long	
1055.3654	●	●				≤ 1.8	9.4 ±0.3	0.4	10.4	7.9			pin left 2.5 long	
1055.5155	●	●				≤ 2.6	12.4 ±0.65	0.8	14.7	10.3		L21	pin both sides 2.5 long	
1055.5253	●	●				≤4.2	9.7 ±0.45	0.5	11.6	8.25		L31	pin both sides 2.5 long	
1055.5350	●	●				≤4.2	14.05 ±0.45	0.5	15.85	12.65		L02	without pin	
1055.7255	●	●				≤4.2	14.05 ±0.45	0.5	15.95	12.6		L31	without pin	
1055.8155	●	●				≤ 2.6	12.4 ±0.65	0.8	14.7	10.3		L21	pin right 2.5 long	
1056.0351	●	●				≤1.3	6.15 ±0.3	0.4	7.15	4.65			pin right 1.5 long	●
1056.2351	●	●				≤1.3	6.15 ±0.3	0.4	7.15	4.65			pin right 1.5 long	●
1056.3060	●	●			coded cranked	≤1.3	10.5 ±0.3	0.4	11.5	9			without pin	
1056.3065	●	●	●		coded cranked	≤1.3	10.5 ±0.3	0.4	11.5	9			without pin	
1056.3351	●	●				≤1.3	6.15 ±0.3	0.4	7.15	4.65			pin right 1.5 long	
1056.3352	●	●				≤1.3	6.15 ±0.3	0.4	7.15	4.65			pin left 1.5 long	●
1058.0351	●	●			300 long	≤ 1.8	9.4 ±0.3	0.4	10.4	7.9			pin right 1.5 long	●
1058.0553	●	●			300 long	≤ 1.8	9.4 ±0.3	0.4	10.4	7.9			pin both sides 5 long	
1058.0653	●	●			300 long	≤ 1.8	9.4 ±0.3	0.4	10.4	7.9			pin both sides 2.5 long	●
1058.5253	●	●			300 long	≤4.2	9.7 ±0.45	0.5	11.6	8.25		L31	pin both sides 2.5 long	

SERIES 1055 - SUBSUBMINIATURE SNAP-ACTION SWITCHES IP 67

TO 4 A 12 V OR 2 A 24 V DC



Basic type 1055

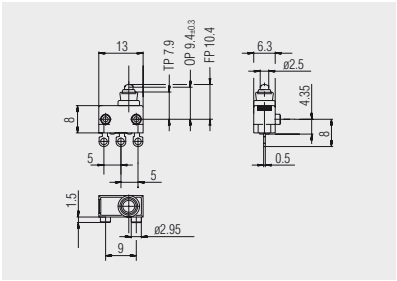

Solder terminal

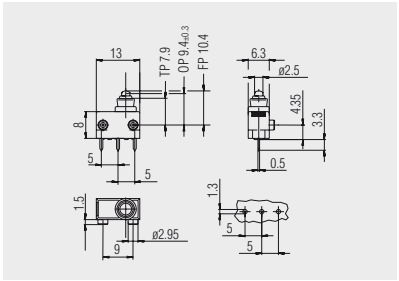

PCB terminal

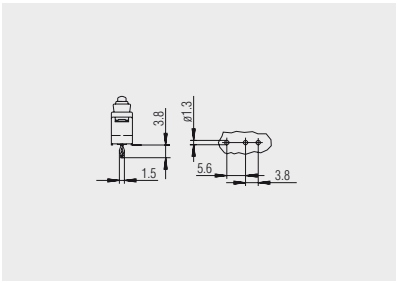

PCB terminal coded cranked

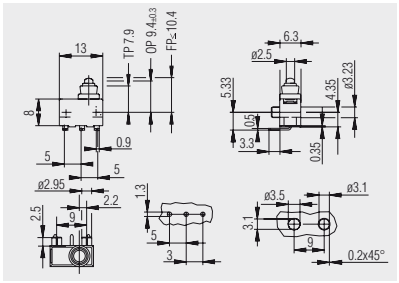

PCB terminal left angled

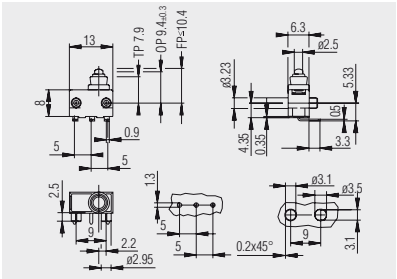

PCB terminal right angled

Further information under

WWW.MARQUARDT.DE

SERIES 1055 - SUBSUBMINIATURE SNAP-ACTION SWITCHES IP 67

TO 4 A 12 V OR 2 A 24 V DC



Basic type 1056

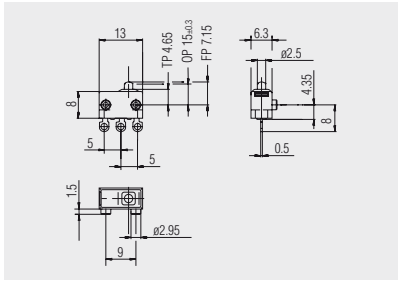

Solder terminal

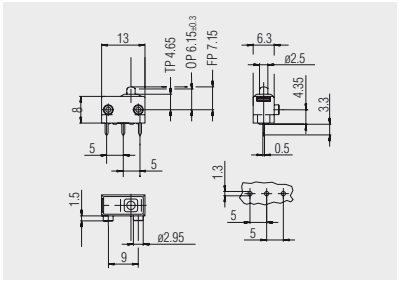

PCB terminal

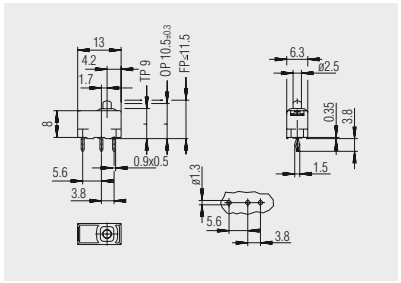

PCB terminal coded cranked

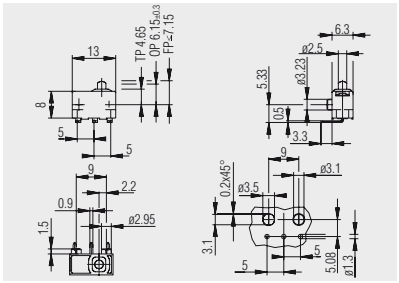

PCB terminal left angled

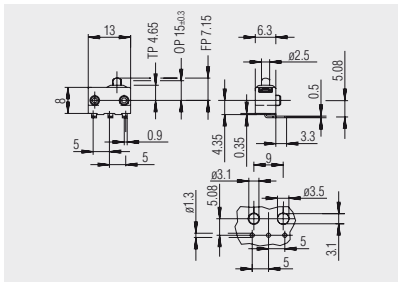

PCB terminal right angled



Basic type 1058

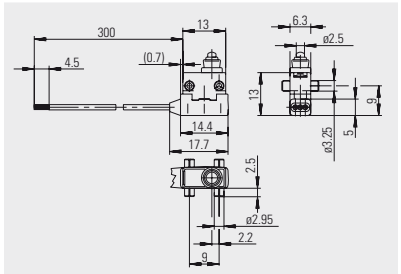

Cable 300 long

SERIES 1055 - SUBSUBMINIATURE SNAP-ACTION SWITCHES IP 67

TO 4 A 12 V OR 2 A 24 V DC



Approach angle up to 40°

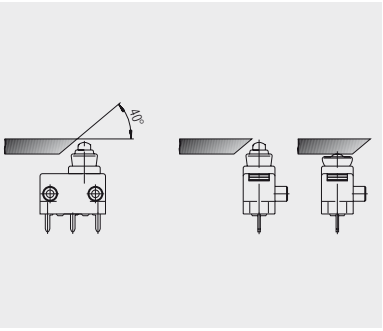

The robust pushbutton guide allows actuations by slides or camshafts with an approach angle of < 40° (depending on the friction partner).
The mechanical life endurance depends on the material and surface properties of the slide and the installation situation in the appliance. Under optimum conditions and longitudinal actuation, 200E3 cycles can be achieved.
The above sketch can be transposed to the basic types 1056 and 1058.



Auxiliary actuators

The auxiliary actuators are available as additional parts for the basic types 1055 and 1058 for retrofitting or are already pre-assembled depending on the product.
When assembling yourself, make sure that the lever is pushed into the housing slot right up to the stop.

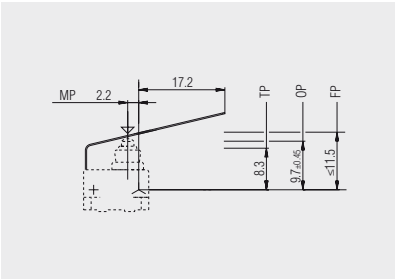

L02: straight lever
191.081.041

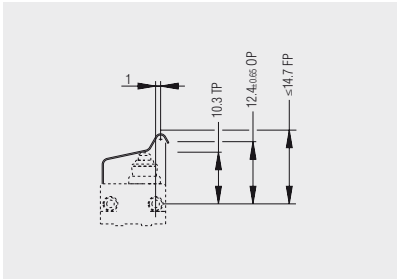

L21: simulated roller
191.081.031

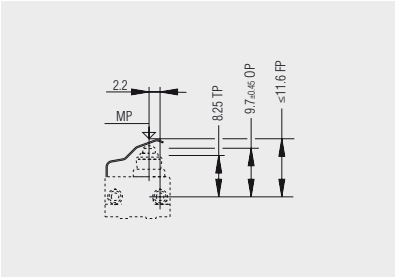

L31: differential lever
191.081.011



Fastening disc

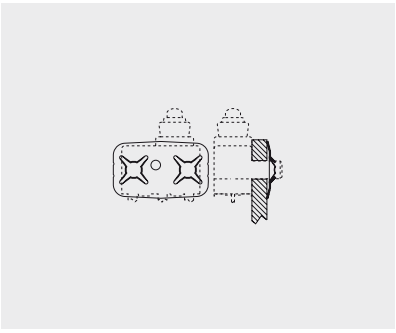

140.092.021
Fastening disc for the basic types 1055, 1056 und 1058

The fastening disc offers a quick, reliable fastening possibility in combination with switches with 5 mm long pins to plates or plastic parts with a wall thickness up to 2.5 mm.

APPROVAL MARKS

	ENEC 05 (KEMA)		UL (USA)
	ENEC 10 (VDE)		UL (USA + Canada)
	VDE		CSA (Canada)
			CSA (Canada + USA)

TERMINAL SYMBOLS

	Quick-connect terminal		Cable
	Solder terminal		Terminal strip
	Short solder terminal		Push-in terminal
	PCB terminal		Snap-in terminal
	PCB terminal angled to left		Cut terminal
	PCB terminal angled to right		Screw terminal
	Socket terminal		

ACTUATOR SYMBOLS

	Straight lever		Lever simulated roller with adjusting screw
	Lever simulated roller		Lever with adjusting screw and roller
	Lever with roller		Lever with cams
	Differential lever		Housing cams
	Spring lever		Pushbutton
	Spring lever bent		Rotary shaft
	Spring lever with molded spring cam		Standard actuator
	Lever with adjusting screw		Mushroom-shaped actuator

ABBREVIATIONS TECHNICAL DRAWINGS

ad	Adjustable	**OP**	Operating position
AN	Anode	**OP NC**	Operating position normally closed contact
BL	Block	**OP NO**	Operating position normally open contact
FH	Fixing hole, locating hole fixing pin	**OR**	On request
FI	Fields for function indicator	**RC**	Recommended cut-out
FP	Free position	**RL**	Reference level
FX	Fixing pin	**SH**	Snap-in hole
ju	Adjusted	**SL**	Symbol limit
MC	Marking cathode	**SP**	Solder pads
MF	Mounting frame	**ST**	Slide travel
MP	Measuring point	**SW**	Switching position
OFF	Off	**TH**	Terminal hole
off-range	Zero position	**tk**	Thick
OG	Operating range	**to**	Top
ON	On	**TP**	Total travel position

SWITCHING FREQUENCY (ABBREVIATIONS)

e.g. 5E4 switching cycles ≙ **50 000** switching cycles