THE INFORMATION CONTAINED IN THIS DRAWING IS THE SOLE PROPERTY OF L-COM, INC. ANY REPRODUCTION IN PART OR WHOLE WITHOUT THE WRITTEN PERMISSION OF L-COM, INC. IS PROHIBITED.

REVISIONS			
REV	DESCRIPTION	DATE	APPROVED
A	INITIAL RELEASE	12/07/16	D. DESJARDIN

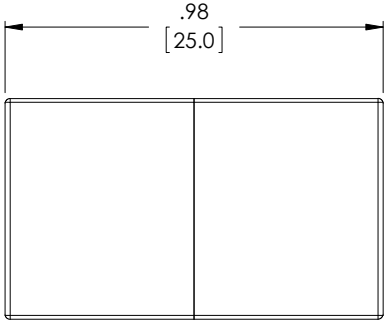

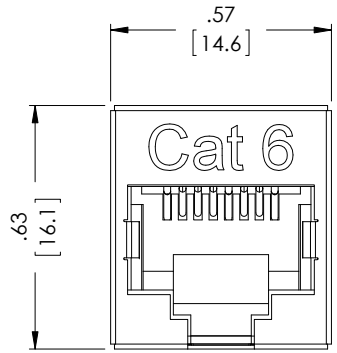

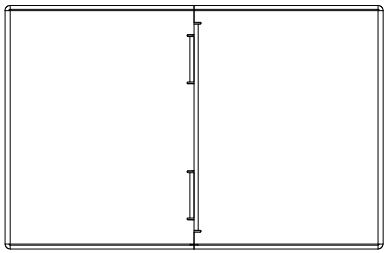

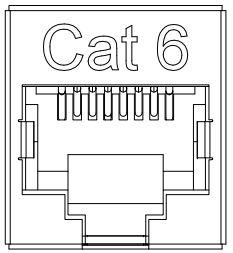

NOTES:

MATERIAL:
HOUSING SHIELD: BRASS, NICKEL PLATED
COUPLER HOUSING: PC, UL94V-0. COLOR: WHITE
CONACT HOLDER: PC, UL94V-0
CONTACTS: PHOSPHOR BRONZE, 50 µINCHES GOLD PLATE OVER 100 µINCHES NICKEL PLATE.

PHYSICAL CHARACTERISTICS:
INSERTION LIFE: 750 MATING CYCLES WITH FCC COMPLIANT 8P PLUG.
CONTACT FORCE: 100 GRAMS WITH FCC COMPLIANT 8P PLUG
PLUG RETENTION FORCE: 11LBF MIN.
OPERATING TEMPERATURE RANGE: -10°C TO 60°C
STORAGE TEMPERATURE RANGE: -40°C TO 68°C
HUMIDITY: 10%~90%RH

ELECTRICAL:
INSULATION RESISTANCE: 500 MΩ
DIELECTRIC WITHSTANDING VOLTAGE: 1000 VAC
DC CURRENT RATING: 1.5 AMPS
DC RESISTANCE: 0.1Ω
CONTACT RESISTANCE: 20mΩ.

MISCELLANEOUS:
APPLICATION: CATEGORY 6.
WIRING: STRAIGHT THROUGH.
ALL DIMENSIONS ARE FOR REFERENCE ONLY.

PACKAGING:
COMPONENT SHALL BE INDIVIDUALLY PACKAGED IN ACCORDANCE WITH L-COM SPECIFICATION PS-0031.

REGULATORY COMPLIANCE:
CE2011/65/EU(RoHS DIRECTIVE)

UNLESS OTHERWISE SPECIFIED,
DIMENSIONS ARE IN INCHES [mm]
OVERALL CABLE LENGTH TOLERANCE:
≤12 [305] = +1 [25] / -0
>12 [305] ≤60 [1524] = +2 [51] / -0
>60 [1524] ≤120 [3048] = +4 [102] / -0
>120 [3048] ≤300 [7620] = +6 [152] / -0
>300 [7620] = +5% / -0%
ALL OTHER DIMENSIONAL TOLERANCES:
.X = ± .2 [5.08]
.XX = ± .02 [.51]
.XXX = ±.005 [.13]
PROJECTION

APPROVALS	DATE
DRAWN BY D. DESJARDIN	12/05/16
CHECKED BY D. FRISIELLO	12/06/16
APPROVED BY D. GUTTADAURO	12/07/16

CONFIGURATION DETAILS OF UNDIMENSIONED FEATURES MAY VARY

COLOR VARIATIONS MAY OCCUR

L-COM Global Connectivity
50 HIGH STREET
NORTH ANDOVER, MA
01845

CATEGORY
TELECOM/MODULAR

PRODUCT DESCRIPTION
C6 SHD RJ45 MINI CPLR NO LTCH

SIZE	FSCM NO.	DWG. NO.	REV.
A	43321	TDG1026KS-C6-MNL	A

SCALE: NONE | CAD FILE: TDG1026KS-C6-MNL.SLDDRW | SHEET 1 OF 1