SES-STERLING

www.ses-sterling.com



Products conform to **Directive RoHS**
Produits conformes à la **Directive RoHS**
Produkte, die der **RoHS-Richtlinie** entsprechen

Products certified **halogene free**
Produits certifiés **sans halogène**
Halogenfreie Produkte

Lead free products
Produits **sans plomb**
Bleifreie Produkte

We ensure close control of the REACH Regulation.
To contact the department responsible for REACH:tech@ses-sterling.com

REACH

Nous assurons un suivi rigoureux du Règlement REACH.
Pour contacter le responsable REACH : tech@ses-sterling.com

Wir sorgen für ein genaues Einhalten der REACH-Verordnung.
Um den REACH-Verantwortlichen zu kontaktieren: tech@ses-sterling.com

001	white	blanc	weiß
002	blue	bleu	blau
003	green	vert	grün
004	yellow	jaune	gelb
005	orange	orange	orange
006	brown	brun	braun
007	red	rouge	rot
008	purple	violet	violett
010	black	noir	schwarz
011	transparent	transparent	transparent
013	grey	gris	grau
015	pink	rose	rosa
017	lilas	lila	lilac
018	natural	naturel	natur
020	light blue	bleu clair	hellblau
025	light grey	gris clair	hellgrau
049	grey 049	gris 049	grau 049
060	yellow/green	jaune/vert	gelb/grün
061	green	vert	grün

082	pure white	blanc pur	reinweiß
083	blue RAL 5015	bleu RAL 5015	blau RAL 5015
093	metal blue MDE	bleu métallisé MDE	blau metallic MDE
097	silver	argent	silber
098	turquoise	turquoise	türkis



New head office and manufacturing site of SES-STERLING

SES-STERLING officially inaugurated its new industrial complex on the Technoparc site in Hésingue on 1 October 2021. This new, modern and innovative complex brings together the five sites in Saint-Louis and Huningue in a single location. Construction commenced on 24 October 2019 with the laying of the foundation stone.

This new building has a total capacity of 40,000m², of which 36,500m² is dedicated to production and storage. All of the company's departments were pleased to be able to work together under the same roof.

The project was designed to be both ergonomic and practical with many innovations:

► **Building**: the new complex is environmentally friendly, with very high insulation levels leading to low energy consumption.

► **Production**: the raw material is automatically distributed to the workstations to save time in the production process.

► **Storage side**: the Autostore® set up by DEMATIC allows automated management of the 26,000 references held in stock.

SES-STERLING: an industrial group, founded in 1928, a family business managed by the same family since its creation.

SES-STERLING is a modern production company with a Research and Development Department that applies all the current standards and is constantly developing new products. Continuous monitoring of our production process enables SES-STERLING to guarantee a consistent product.

SES-STERLING is represented throughout Europe, with subsidiaries in Germany, Great Britain, Switzerland and Belgium.






FOR ALSACE

Guarantee

Our clients can trust in the fact that all our production is done in our region: Alsace. This commitment to the area has lasted for almost a century.

We see in SES-STERLING's territorial anchorage a symbol of stability and trust. These are the core values that we develop in the relations with all of our partners. That is why our company decided to associate with «la Marque Alsace».

Assets and Ambition

SES-STERLING and «la Marque Alsace» have the ambition to create a virtuous circle over the long term in order to promote the values of our regional identity that we consider as an asset. We can see that the «A Heart» logo refers to a heart, a pretzel or even to the traditional headdress of Alsace. But behind the pretzel, we want to highlight our territorial values as defined by «la Marque Alsace» on their website.

«Excellence & pioneer»: Almost one century ago, a family of pioneers seeking excellence founded SES-STERLING. Throughout the decades, this pursuit of excellence has become part of the DNA of our company. Nowadays our laboratory and our research and development department are working everyday in order to retain the pioneer outlook set by our founders.

«Harmony & creation of bonds»: SES-STERLING has always worked to create and maintain strong links with countries in its tri-national area (France, Germany and Switzerland). These links then extended to England and Belgium. Nowadays all the experience that we have gathered gives us a legitimate and strong presence on the international market.

All these characteristics are an inherently part of our regional culture, both on individual and company level. That's why we want to commit to these values and promote them together with «la Marque Alsace» both nationally and internationally.

SES-STERLING

www.ses-sterling.com



SES-STERLING SA
1 rue du Technoparc
FR - 68220 Hésingue

✆ +33 (0)3 89 70 20 11
Fax +33 (0)3 89 70 20 91
@ ses.fr@ses-sterling.com



SES-STERLING GmbH
Alte Strasse 22
DE - 79576 Weil am Rhein

✆ +49 (0)76 21 / 98 48 0
Fax +49 (0)76 21 / 98 48 48
@ ses.de@ses-sterling.com



Ernst Hess AG - SES-STERLING
Metzerlenstrasse 38
CH - 4115 Mariastein

✆ +41 (0)61 731 34 16
Fax +41 (0)61 731 34 89
@ ses.ch@ses-sterling.com



SES-STERLING Ltd
Harcourt Business Park - Halesfield 17,
GB - Telford, Shropshire TF7 4PW

✆ +44 (0)1952 684 196
Fax +44 (0)1952 684 286
@ ses.uk@ses-sterling.com



SES-EUPEN SA / NV
Textilstrasse 1
BE - 4700 EUPEN

✆ +32 (0)87 85 90 50
@ ses-eupen@ses-sterling.com

SES-STERLING is present in over 50 countries around the world.

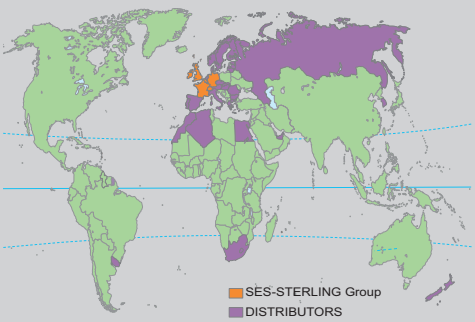

Export department

✆ +33 (0)3 89 70 20 23
Fax +33 (0)3 89 70 20 99
@ export@ses-sterling.com

afaq ISO 9001 Qualité AFNOR CERTIFICATION



Material mixing

This is the heart of the preparation of all the materials used for rubber processing and some of the materials used for flexible extrusion. Equipped with mixers, preformers and an extruder, the workshop also recovers 90% of the plastic materials used in production for recycling.



Rubber

The rubber mouldings (grommets, protectors, caps, feet and washers) are manufactured on several presses. SES-STERLING designs and maintains the moulds. Extruders are used to produce HELAVIA® and SILAVIA sleeves.



Flexible extrusion

The machines, which are automatically fed with various materials from the plant, generate 8 million extruded metres of sleeves, marker rings, profiles and other cable fixing accessories.



Injection

With several presses all fed automatically by a latest generation material centre, a wide range of thermoplastic materials is injected to produce standard or specific parts (cable ties, grommets, caps, etc.) from small to large series.



Rigid extrusion - LAUWPLAST

The LAUWPLAST site is equipped with numerous extruders and punching machines for the manufacture of cable and installation cable trunking, PLIOLINE protective sleeves and profiles for distribution boxes. The entire production chain is controlled here, from the receipt of plastic materials, production, packaging and storage to the dispatch of the finished products.



Braided sleeving

A large number of assembly and braiding machines ensure the production of PLIOSIL expandable braided sleeves. In order to meet all requirements, they are available in small or large dispenser boxes, in long industrial reels and in lengths cut to customer specifications.

Production workshops



Tools

In this workshop, we assemble the sleeve expanders used with the sleeves produced by SES-STERLING as well as automatic stripping pliers adapted to the needs of the aeronautical, railway and photovoltaic industries. Specific pliers developed according to the requirements of our customers are also offered.



Printing

Equipped with letterpress and inkjet machines, the print shop produces standard or customised marker cards to provide personalised identification of your facilities.

It also has offset equipment for printing all our catalogues.



Marking

Various marking techniques are mastered: inkjet, hot printing, thermal transfer, laser engraving and embossing on different types of products, mainly marker rings, heat-shrinkable marker sleeves and marker bars.



Packaging

The packaging activity consists of quantifying, packaging and labelling all the articles produced in bulk in the company. With a large fleet of packaging machines, including a high-tech multihead weigher, the workshop packages all the articles produced by SES-STERLING.



Wharehouse / Shipment

A department that stores and manages raw materials, semi-finished products and finished products. Equipped with a racking system with its three-directional machines and an automated storage system, it is here that all orders are prepared, checked and then dispatched.

CERTIFICATION

fire-smoke for SES-STERLING products for railway



A4 - PLIOFINE heat shrinkable sleeving (0739)

Type	EN 45545-2
PLIOFINE BX-P	R22 HL1, HL2, HL3



A6 - Braided sleeving (0624)

Type	EN 45545-2	NF F16-101 & 102	DIN 5510-2
PLIOSIL PET	R22 HL3 R23 HL3	I2F1 black I3F1 grey	SR2/ST2/S4 (12/12/2011)
PLIOSIL PA		I3 F2	SR2/ST2/S4 (08/07/2003)
PLIOSIL PET-V0			SR2/ST2/S4 (12/12/2011)



A7 - Protection tubing, cable glands and accessories (0630)

Type	EN 45545-2	NF F16-101 & 102
PLIOWELL PWR	R22 HL3 R23 HL3	I2 F2 (08/11/2010)
PLIOLOCK	R22 HL3 R23 HL3	I3 F2 (06/12/2010)



A20/A21/A22 - Polychloroprene rubber moulded parts HELAVIA, in TPE thermoplastic rubber and plastic Plioprène.

By previously checking with the installer the product location and its environment, our moulded parts and grommets, whose mass is usually less than 10g, should be accepted without special approval according to paragraph 4.3 of the "grouping rules" of the standard.



C1 - Cable trunking with slot punching

Type	EN 45545-2	NF F16-101 & 102	DIN 5510-2
Cable trunking GN (0839) and GF-DIN (0845)			SR1/ST2/S3
Cable trunking GF-DIN-SH (0848) and GN-HF (0850)	R22 HL3 R23 HL3	I3 F2	S4/SR2/ST2



C12 - Cable ties SES-QUICK and fixing accessories (0186)

Type	EN 45545-2	NF F16-101 & 102
SE-HT	R22 HL3 R23 HL3	I3 F1
SE	R22 HL2 R23 HL2	I3 F2
SL-V0 & SE-V0	R22 HL3 R23 HL3	I3 F2

SPECIAL PRODUCTS

- Cable trunking with special perforations
- Marking: special printing on SES-STERLING standard products
- Cut to special lengths
- Moulded parts according to drawing

The manufacturer's performance

SES-STERLING has the tools and technology to meet the particular requirements of its customers for the cutting of standard or special products including special markings, special packs or moulded parts to samples...

Do not hesitate to ask for our advice or quotation. We will be able to offer a specific solution to your problem.

Trunking with special perforations

(See page C1/5-03)

SES-STERLING offers upon request special trunking as:

- trunking with special base or wall perforations,
- special lengths of trunking.

Perforations available on every standard trunking in our range.
Upon request SES-STERLING can execute new trunking with special profiles.



















Marking system: print on SES-STERLING standard products

SES-STERLING offers the possibility to print a very large number of standard products according to the needs of the users.
SES-STERLING masters all types of printing, i.e. inkjet, laser, thermal transfer (hot stamping by means of a ribbon), letterpress (stamping by means of a cliché) and stamping, and adapts the means of printing to the needs and the products to be marked.

Inkjet

- marker cards type E B1/1
- marker cards type EV B1/7-01
- marker cards type S . . . . . B2/...
- write-on plates 14-1177 . . . . . B5/2-04
- PLIO-M-MARKERS rings B7/2-01
- PLIO-V-MARKERS rings B7/1-01
- PLIOTEX-V^{plus} rings B7/4-01
- OPTO MARKERS marker rings B7/6-01
- PLIO® marker sleeves B9/3-01
- PLIO-R sleeves B9/4-01
- insulating caps B10/1-02
- caps for clip B10/2-01
- write-on plates CH-... . . . . B11/3
- cable ties with labels TE, TI, LI C12/7
- cable ties SES-WRAP C13/20-01

Laser

- marker cards type EV B1/7-01
- write-on plates 14-1177 . . . . . B5/2-04
- marker rings HELAVIA® LASER-ONE B6/1-02
- marker rings SILAVIA LASER-ONE B6/3-02
- sleeves HELAVIA® LASER B9/1-01
- sleeves SILAVIA LASER B9/2-01
- sleeves PLIOFINE B-EX B9/4-01
- PLIO® carriers B11/1-01
- strips INOX B11/2-01
- write-on plates CH-... . . . . B11/3
- profil M1P-M45 . . . . . B13/21-03

Thermal transfer / hot stamping

- marker rings PLIOGRAPH^{PLUS} B5/1-02
- rings PLIO-V-MARKERS B7/1-01
- rings PLIO-M-MARKERS B7/2-01
- rings PLIOFAST B7/5-01
- carriers PLIOGRIP B8/1-01
- carriers PLIO SNAP+® B8/2-01
- sleeves PLIO-R B9/4-01
- sleeves PLIOFINE B-EX B9/4-01
- profil M1P-M45 . . . . . B13/21-02

SPECIAL PRODUCTS

Letterpress

- code marker cards . . . . . B1/...
- marker cards with label . . . . . B2/...
- rings HELAVIA-TWIN B6/1-01
- rings SILAVIA-TWIN B6/3-01
- sleeves HELAVIA-TWIN B9/1-01
- sleeves SILAVIA-TWIN B9/2-01
- marker sleeves PLIO® B9/3-01



Embossed marking

- PLIOMARK MINOX system B12/10-01
- strips INOX B11/2-02

Cut to special lengths

The sales programme about protection sleeving is large and SES-STERLING is able to deliver this product range, in special lengths according to your needs.

This special cut relates to all this sleeving:

- HELAVIA® A2/1-01
- SILAVIA A2/2-01
- PLIO-SUPER A3/1-01
- PLIOPRENE TPE A3/10-01
- SILA-SUPER A3/20-01
- PLIO-R A4/1-01
- PLIOFINE . . . . . .A4/4...
- PLIOSPIRE A5/1-02
- PLIOZIP A5/3-01
- PLIOSIL . . . . . .A6/1...
- PLIOSIL EMI A6/3-01





Moulded parts to sample

(See page A20/60-01)

Our technical service devises new compositions with high resistance for new small and medium moulded parts, usually used in the electrical industry, aircraft, navy, automobile industry, etc...

We await your suggestions and are ready to study your requests for the manufacture of moulded parts to sample. SES-STERLING can offer parts in:

- PVC (PLIO®)
- TPE
- rubber:
  - silicone SILAVIA
  - polychloroprene HELAVIA®
  - EPDM
  - nitril
- etc...

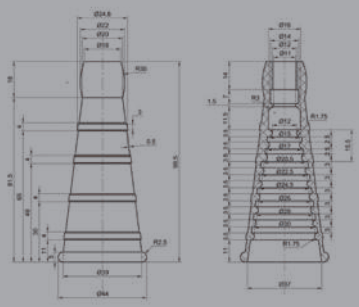





Visit our website

www.ses-sterling.com



Connect from your PC, Tablet or Smartphone,
our website adapts.



In 6 languages
(French, German, English, Dutch, Spanish and Russian)



More than
25 000 product references
and even more so in our online catalogue.



New products and presence at trade fairs and exhibitions.



Find the **representative** nearest you with our interactive map.

A1 Sleeves
A2 Elastomer sleeving
A3 Insulating sleeving and sleeves
A4 Heat shrinkable sleeving and sleeves
A5 Spiral tubing
A6 Braided sleeving PLIOSIL
A7 Reinforced flexible conduit and glands
A8 Cable glands and accessories
A20 HELAVIA® moulded grommets in polychloroprene rubber
A21 Injected grommets in TPE thermoplastic elastomer rubber
A22 Injected grommets PLIO® in PVC
A23 Grommet strip and PLIO® tapes

A

Cable protection, insulation and cable glands

B1 Code marker cards
B2 Code marker label cards
B3 Code marker cards for fluid pipes
B4 Code marker strips SES-MARKERS®
B5 PLIOGRAPH[PLUS] marker system
B6 Polychloroprene wire markers
B7 Plastic PLIO® PVC wire markers
B8 Identification systems
B9 Markers
B10 Various markers special print
B11 Printed carriers with indelible marking
B12 Label holders
B13 Printing devices

B

Wire identification

C1 Slotted cable trunking
C2 Cable trunking without slots
C3 Cable trunking accessories
C4 Cable trunking for installation
C6 Miscellaneous retaining products
C9 Cable lacing and tying
C10 Cable ties
C11 Fixing accessories
C12 Cable ties and accessories
C13 Various cable ties
C14 Cable tie accessories
C15 Cable ties for installations
C16 Manual cable tie tools for SES® cable ties

C

Cable trunking and strapping

D1 Sleeve expanders
D2 Manual wire strippers
D3 Manual dismantling tools
D4 Scissors and cutting tools
D5 Crimping tools
D6 Connectors and terminals
D7 Heat guns
D9 Soldering equipment
D10 Desoldering equipment

D

Tools and machines

List of abbreviations
List of halogen-free items
Repertory of SES-STERLING products

INDEX

A

Cable protection, insulation and cable glands











A1 - Neoprene and silicone sleeves



A1/1
HELAVIA® *standard sleeves black and coloured*



A1/2
HELAVIA® *sleeves in special lengths*



A1/3
SILAVIA *silicone rubber sleeves*

A2 - Elastomer sleeving



A2/1
HELAVIA® *Neoprene sleeving*



A2/2
SILAVIA *silicone rubber sleeving*

A3 - Insulating sleeving and sleeves



A3/1
PLIO-SUPER *insulating sleeving*

A3/2
PLIO-SUPER *insulating sleeves*



A3/3
PLIO-SUPER *green / yellow earth sleeving and sleeves*



A3/5
PLIO-H.T. and B.T. insulating sleeving for high and low temperature

A4 - Heat shrinkable sleeving and sleeves



A4/1
PLIO-R *heat shrinkable insulating sleeving and sleeves*

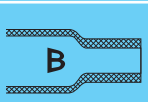

A4/4
PLIOFINE B *heat shrinkable sleeving*



A4/5
PLIOFINE SAM *heat shrinkable sleeving*



A4/7
PLIOFINE B-EX-03 *heat shrinkable sleeving*



A4/11
PLIOFINE BX-VJ-03 *heat shrinkable sleeving*



A4/20
PLIOFINE AD-UL-03 *heat shrinkable sleeving*

A5 - Spiral tubing



A5/1
PLIOSPIRE *cable binding*

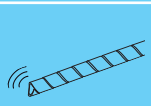

A5/1
Cable binding ***PLIOSPIRE MDE*** *sensitive to metal detectors and* ***ESD*** *antistatic*

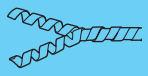

A5/2
PLIOSPIRE^{plus} *(double helix)*

A6 - Braided sleeving PLIOSIL



A6/1
PLIOSIL *expandable braided sleeving*



A6/2
PLIOSIL-HT, *expandable braided sleeving, insulated*



A6/3
PLIOSIL-EMI *braided sleeving for shielding*

A7 - Reinforced flexible conduit and glands

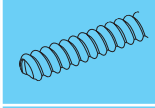

A7/1
ELECTROFLEX *flexible conduit*

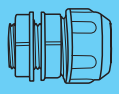

A7/2
Glands for ***ELECTROFLEX*** *flexible conduits*



A7/4
Corrugated flexible conduit ***PLIOWELL***

A8 - Cable glands and accessories

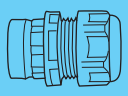

A8/1
PLIO-SPEED *cable gland*

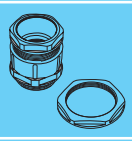

A8/2
PLIO-PEC *conical cable gland*

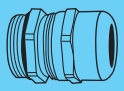

A8/6
PLIO-BC *locking plug*

A20 - Moulded grommets in polychloroprene rubber HELAVIA® (Neoprene)



A20/1
Universal grommets ***DU*** *and standard grommets HELAVIA®* ***DA***



A20/2
HELAVIA® ***DC*** *grommets with equal or unequal sides*



A20/2
HELAVIA® ***DE*** *conical grommets and* ***DH*** *elongated grommets*

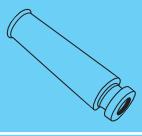

A20/20
HELAVIA® ***bushes*** *and strain relief*



A20/30
HELAVIA® ***moulded caps***



A20/40
HELAVIA® cable support and ***feet***

A21 - Injected parts in TPE thermoplastic rubber PLIOPRENE



A21/1
Standard grommets *in PLIOPRENE TPE*



A21/2
Grommets with membrane *in PLIOPRENE TPE and* ***sealing grommet*** *DGX*

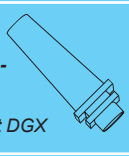

A21/3
Strain relief grommets and special injected grommets *in PLIOPRENE TPE*

A22 - Injected parts in PVC



A22/1
PLIO® standard grommets ***DK***



A22/2
PLIO® standard grommets series ***DR - DKF***



A22/4
PLIO® oval grommets series ***DO***



A22/11
PLIO® strain relief bushes



A22/20
SES® strain relief bushes ***DM*** *and application tool*

A22/30
PLIO® terminal boots

A23 - Grommet strip and PLIO® tapes

A23/1
PLIOBORD *grommet strip*

A23/2
Silicone elastomer self-welding tape ***SI-303***

A23/2
Self-welding tape PLIOFINE ***A 720***

GROUP A: Cable protection, insulation and cable glands

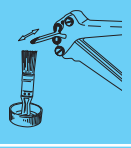

A1/4
***Lubricant** for HELAVIA® and SILAVIA sleeves*



A1/90
***Sleeve expanders** and application aids (summary)*



A3/7
PLIO®** thick-walled **sleeving



A3/8
***PLIO® Industrial** insulating sleeving in industrial packs*

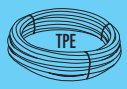

A3/10
***PLIOPRENE TPE** insulating sleeving*

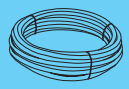

A3/20
***SILA-SUPER** insulating sleeving*



A4/6
***PLIOFINE B-EX** heat shrinkable sleeving and sleeves*

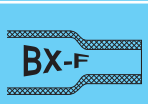

A4/6
***PLIOFINE B-FX** heat shrinkable sleeving, flat*



A4/6
***PLIOFINE BX-P** heat shrinkable sleeving, printable*



A4/6
***PLIOFINE BX-FP** heat shrinkable sleeving, flat, printable*

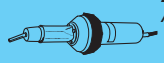

A4/90
Accessories

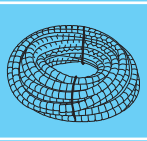

A5/3
***PLIOZIP** cable binding*



A6/4
*Self closins textile split braided sleeving **PLIOSIL WS***



A6/5
*Hot wire **cutting machines***

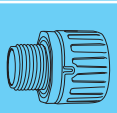

A7/5
***PLIOLOCK** cable glands and accessories*



A7/6
***PLIOQUICK** cable glands and accessories*

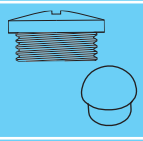

A8/7
PLIO-BC** caps, Protectors **PLIO-PT



A20/5
*HELAVIA®-DG **membrane grommets***



A20/7
*HELAVIA® universal flexible **DV wire-clamps***



A20/7
***HELAVIA® DX** grommets, sealing*

New

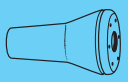

A20/8
*HELAVIA® **semi-special grommets***



A20/50
*HELAVIA® **flanged and bushed grommets***



New

A20/60
Assortment box with grommets in polychloroeprene rubber and PVC



A20/60
*HELAVIA® moulded parts **to samples or customers drawings***



A20/90
List of the grommets serie 15



A21/4
***Boots** in PLIOPRENE TPE for crimp terminals*



A22/5
***PLIO®** membrane grommets **DG** and special grommets*



A22/6
***PLIOCAP** snap-on grommets*

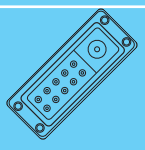

ACA22/7
Modular grommet

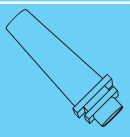

A22/10
*PLIO® **strain relief grommets***



A22/31
*PLIO® standard **terminal boots BA***

A1

Sleeves











Sleeving system SES

HELAVIA® and SILAVIA sleeves support and insulate the ends of electric cables.SES sleeves can be used in conjunction with SES coloured or printed markers.

SES sleeves help to protect from dirt deposits, corrosion and abrasion. SES sleeves can be used as protectors. Thanks to SES sleeves the cabling is ergonomic.

Page

• A1/1 HELAVIA® standard sleeves in polychloroprene rubber black and coloured

HELAVIA® sleeves British norm in polychloroprene rubber black and colours



• A1/2 HELAVIA® sleeves in special lengths in polychloroprene rubber black



• A1/3 SILAVIA standard sleeves in silicone rubber for high temperatures natural, transparent and colours



• A1/4 Lubricant for HELAVIA® and SILAVIA sleeves



• A1/90 Sleeve expander

The sleeve expander of the last generation have been designed with a view to ease of use and confort, particularly for the female workforce. The ergonomic aspect, a robust construction with modern, appropriate materials and finish are very important points.









HELAVIA® standard sleeves
in polychloroprene rubber
for SES sleeve process

HELAVIA®

RoHS

HELAVIA®

Material:	polychloroprene rubber quality 3490
Operating temperatures:	-30 to +90°C (+110°C short time)
Hardness shore A:	40 ±5
Tensile strength at break:	>6,5 MPa
Ultimate elongation:	>500 %
Tear strength:	>10 kN/m
Dielectric strength:	>13 kV/mm
Volume resistivity:	$4x10^9$ Ω.cm
Flame resistance:	V0 UL94
Lubricated sleeves:	until type A4



Standard colour: 010 black



type	article number	for wires Ø (mm)	length mm	Ø int. mm	wall thickness mm	
A0-M	0201 0071 010	1,25 - 2	20	1,25	0,5	1000
A0-C	0201 0001 010					100
A1-M	0201 0072 010	1,75 - 3,5	20	1,75	0,5	1000
A1-C	0201 0002 010					100
A1bis-M	0201 0073 010	2,4 - 4,5	20	2,4	0,6	1000
A1bis-C	0201 0003 010					100
A1K*-M	0201 0081 010	2,5 - 5,5	25	2,5	0,9	1000
A1K*-C	0201 0011 010					100
A2-M	0201 0074 010	3 - 6	25	3	0,6	1000
A2-C	0201 0004 010					100
A2K*-M	0201 0082 010	4 - 8	30	4	1,2	1000
A2K*-C	0201 0012 010					100
A3-M	0201 0075 010	5 - 9	25	5	0,7	1000
A3-C	0201 0005 010					100
A4-M	0201 0076 010	7,5 - 12	30	7,5	0,8	1000
A4-C	0201 0006 010					100
A5-D	0201 0077 010	10 - 15	35	10	0,9	500
A5-C	0201 0007 010					100
A8-D	0201 0078 010	12 - 20	50	12	1,2	500
A8-C	0201 0008 010					100
A9-D	0201 0079 010	14 - 23	50	14	1,3	500
A9-C	0201 0009 010					100
A10-D	0201 0080 010	17 - 28	50	17	1,3	500
A10-C	0201 0010 010					100



* thick-walled sleeves.

HELAVIA® standard sleeves
in polychloroprene rubber
for SES sleeve process

HELAVIA®

Standard colours:

001	002	003	004	005	006	007	008	013	015	020
white	blue	green	yellow	orange	brown	red	purple	grey	pink	light blue

Example for order:

code group				detail article				code colours		
0	2	0	1	0	x	x	x	x	x	x

type	article number	for wires Ø (mm)	length mm	Ø int. mm	wall mm	
A0-FM COLOR	0201 0071 ***	1,25 - 2	20	1,25	0,5	1000
A0-FC COLOR	0201 0001 ***					100
A1-FM COLOR	0201 0072 ***	1,75 - 3,5	20	1,75	0,5	1000
A1-FC COLOR	0201 0002 ***					100
A1bis-FM COLOR	0201 0073 ***	2,4 - 4,5	20	2,4	0,6	1000
A1bis-FC COLOR	0201 0003 ***					100
A1K*-FM COLOR	0201 0081 ***	2,5 - 5,5	25	2,5	0,9	1000
A1K*-FC COLOR	0201 0011 ***					100
A2-FM COLOR	0201 0074 ***	3 - 6	25	3	0,6	1000
A2-FC COLOR	0201 0004 ***					100
A2K*-FM COLOR	0201 0082 ***	4 - 8	30	4	1,2	1000
A2K*-FC COLOR	0201 0012 ***					100
A3-FM COLOR	0201 0075 ***	5 - 9	25	5	0,7	1000
A3-FC COLOR	0201 0005 ***					100
A4-FM COLOR	0201 0076 ***	7,5 - 12	30	7,5	0,8	1000
A4-FC COLOR	0201 0006 ***					100
A5-FD COLOR	0201 0077 ***	10 - 15	35	10	0,9	500
A5-FC COLOR	0201 0007 ***					100
A8-FD COLOR	0201 0078 ***	12 - 20	50	12	1,2	500
A8-FC COLOR	0201 0008 ***					100
A9-FD COLOR	0201 0079 ***	14 - 23	50	14	1,3	500
A9-FC COLOR	0201 0009 ***					100
A10-FD COLOR	0201 0080 ***	17 - 28	50	17	1,3	500
A10-FC COLOR	0201 0010 ***					100



* thick-walled sleeves.

Standard colour: 060 yellow/green

A0-C BICOL	0201 0001 060	1,25 - 2	20	1,25	0,5	100
A1-C BICOL	0201 0002 060	1,75 - 3,5	20	1,75	0,5	100
A1bis-C BICOL	0201 0003 060	2,4 - 4,5	20	2,4	0,6	100
A2-C BICOL	0201 0004 060	3 - 6	25	3	0,6	100
A3-C BICOL	0201 0005 060	5 - 9	25	5	0,7	100
A4-C BICOL	0201 0006 060	7,5 - 12	30	7,5	0,8	100
A5-C BICOL	0201 0007 060	10 - 15	35	10	0,9	100
A8-C BICOL	0201 0008 060	12 - 20	50	12	1,2	100
A9-C BICOL	0201 0009 060	14 - 23	50	14	1,3	100
A10-C BICOL	0201 0010 060	17 - 28	50	17	1,3	100



A1/2-01
special lengths



D1/1-01



D1/1-03



D1/2-01



D1/3-01



HELAVIA® sleeves - British norm
in polychloroprene rubber
for SES sleeve process

HELAVIA®

HELAVIA®

Material:	polychloroprene rubber quality 3490
Operating temperatures:	-30 to +90°C (+110°C short time)
Hardness shore A:	40 ±5
Tensile strength at break:	>6,5 MPa
Ultimate elongation:	>500 %
Tear strength:	>10 kN/m
Dielectric strength:	>13 kV/mm
Volume resistivity:	$4x10^9$ Ω.cm
Flame resistance:	V0 UL94
Specifications:	British norm BS 3858 type 1C
Lubricated sleeves:	all types



Standard colour: 010 black



type	article number length 20 mm	article number length 25 mm	for wires Ø (mm)	Ø int. mm	wall mm	
A0a-M	0201 0611 010	0201 0612 010	1,2 - 2,5	1,2	0,75	1000
A0a-C	0201 0601 010	0201 0602 010				100
A0bis-M	0201 0613 010	0201 0614 010	1,5 - 3	1,5	0,75	1000
A0bis-C	0201 0603 010	0201 0604 010				100
A1a-M	0201 0615 010	0201 0616 010	2 - 4	2	0,75	1000
A1a-C	0201 0605 010	0201 0606 010				100
A2a-M	0201 0617 010	0201 0618 010	3 - 6	3	0,75	1000
A2a-C	0201 0607 010	0201 0608 010				100
A3a-M	-	0201 0619 010	5 - 10	5	1	1000
A3a-C	-	0201 0609 010				100



Standard colours:

001	002	003	004	005	006	007	008	013	015	020
white	blue	green	yellow	orange	brown	red	purple	grey	pink	light blue

Example for order:

code group				detail article				code colours		
0	2	0	1	0	x	x	x	x	x	x

type	article number length 20 mm	article number length 25 mm	for wires Ø (mm)	Ø int. mm	wall mm	
A0a-M COLOR	0201 0611 ***	0201 0612 ***	1,2 - 2,5	1,2	0,75	1000
A0a-C COLOR	0201 0601 ***	0201 0602 ***				100
A0bis-M COLOR	0201 0613 ***	0201 0614 ***	1,5 - 3	1,5	0,75	1000
A0bis-C COLOR	0201 0603 ***	0201 0604 ***				100
A1a-M COLOR	0201 0615 ***	0201 0616 ***	2 - 4	2	0,75	1000
A1a-C COLOR	0201 0605 ***	0201 0606 ***				100
A2a-M COLOR	0201 0617 ***	0201 0618 ***	3 - 6	3	0,75	1000
A2a-C COLOR	0201 0607 ***	0201 0608 ***				100
A3a-M COLOR	-	0201 0619 ***	5 - 10	5	1	1000
A3a-C COLOR	-	0201 0609 ***				100



HELAVIA® sleeves in special lengths
in polychloroprene rubber
for SES sleeves process

HELAVIA®

HELAVIA®

Material:	polychloroprene rubber quality 3490
Operating temperatures:	-30 to +90°C (+110°C short time)
Hardness shore A:	40 ±5
Tensile strength at break:	>6,5 MPa
Ultimate elongation:	>500 %
Tear strength:	>10 kN/m
Dielectric strength:	>13 kV/mm
Volume resistivity:	$4x10^9$ Ω.cm
Flame resistance:	V0 UL94
Lubricated sleeves:	until type A4



Standard colour: 010 black



type	for wires Ø (mm)	wall thickness mm	article number length 10 mm	length 15 mm	length 20 mm	length 25 mm	length 30 mm	length 40 mm	length 50 mm	
A0-SP	1,25 - 2	0,5	0201 0101 010	0201 0113 010	0201 0071 010	0201 0134 010	0201 0143 010	0201 0153 010	0201 0165 010	1000
A1-SP	1,75 - 3,5	0,5	0201 0102 010	0201 0114 010	0201 0072 010	0201 0135 010	0201 0144 010	0201 0154 010	0201 0166 010	1000
A1bis-SP	2,4 - 4,5	0,6	0201 0103 010	0201 0115 010	0201 0073 010	0201 0136 010	0201 0145 010	0201 0155 010	0201 0167 010	1000
A1K*-SP	2,5 - 5,5	0,9	0201 0111 010	0201 0123 010	0201 0132 010	0201 0081 010	0201 0152 010	0201 0163 010	0201 0172 010	1000
A2-SP	3 - 6	0,6	0201 0104 010	0201 0116 010	0201 0125 010	0201 0074 010	0201 0146 010	0201 0156 010	0201 0168 010	1000
A3-SP	5 - 9	0,7	0201 0105 010	0201 0117 010	0201 0126 010	0201 0075 010	0201 0147 010	0201 0157 010	0201 0169 010	1000
A4-SP	7,5 - 12	0,8	0201 0106 010	0201 0118 010	0201 0127 010	0201 0137 010	0201 0076 010	0201 0158 010	0201 0170 010	1000
A5-SP	10 - 15	0,9	0201 0107 010	0201 0119 010	0201 0128 010	0201 0138 010	0201 0148 010	0201 0159 010	0201 0171 010	500
A8-SP	12 - 20	1,2	0201 0108 010	0201 0120 010	0201 0129 010	0201 0139 010	0201 0149 010	0201 0160 010	0201 0078 010	500

* thick-walled sleeves.

Other lengths and colours: please consult us.
Minimum order: 1 complete coil (see page A2/1-01).

D1/1-01 D1/1-03 D1/2-01 D1/3-01






SILAVIA standard sleeves
in silicone rubber for high temperatures
for SES sleeves process

SILAVIA

HF RoHS

SILAVIA

Material:	silicone rubber quality 2412
Operating temperatures:	-80 to +200°C (+250°C short time)
Hardness shore A:	40 ±5
Tensile strength at break:	>7 MPa
Ultimate elongation:	>600 %
Tear strength:	>20 kN/m
Dielectric strength:	18 kV/mm
Volume resistivity:	10^{15} Ω.cm
Lubricated sleeves:	until type A4



Standard colours:

018	011	001	002	003	004	006	007	010	013
natural	transparent	white	blue	green	yellow	brown	red	black	grey

Example for order:

code group		detail article					code colours		
0	2	0	5	0	x	x	x	x	x	x



type	article number natural 018	transparent 011	colours xxx	for wires Ø (mm)	length mm	Ø int. mm	wall thickness mm	
SILAVIA A0-SC	0205 0001 018	0205 0051 011	0205 0021 ***	1,3 - 1,8	20	1,25	0,5	100
SILAVIA A1-SC	0205 0002 018	0205 0052 011	0205 0022 ***	1,9 - 2,5	20	1,75	0,5	100
SILAVIA A1bis-SC	0205 0003 018	0205 0053 011	0205 0023 ***	2,4 - 3	20	2,4	0,6	100
SILAVIA A1K*-SC	0205 0011 018	0205 0061 011	0205 0031 ***	2,5 - 4	25	2,5	0,9	100
SILAVIA A2-SC	0205 0004 018	0205 0054 011	0205 0024 ***	3 - 4	25	3	0,6	100
SILAVIA A2K*-SC	0205 0012 018	0205 0062 011	0205 0032 ***	4 - 6	30	4	1,2	100
SILAVIA A3-SC	0205 0005 018	0205 0055 011	0205 0025 ***	5 - 7	25	5	0,7	100
SILAVIA A4-SC	0205 0006 018	0205 0056 011	0205 0026 ***	7,5 - 9	30	7,5	0,8	100
SILAVIA A5-SC	0205 0007 018	0205 0057 011	0205 0027 ***	10 - 13	35	10	1	100
SILAVIA A8-SC	0205 0008 018	0205 0058 011	0205 0028 ***	13 - 16	50	12	1,2	100
SILAVIA A9-SC	0205 0009 018	0205 0059 011	0205 0029 ***	15 - 19	50	14	1,3	100
SILAVIA A10-SC	0205 0010 018	0205 0060 011	0205 0030 ***	18 - 25	50	17	1,3	100

* thick-walled sleeves.

D1/1-01



D1/1-03



D1/2-01



D1/3-01



Lubricant for sleeves
HELAVIA® and SILAVIA

LUB2

Material: white mineral oil (silicone-free)
Characteristics: transparent, colourless and odourless

Application: LUB2 is recommended by SES-STERLING as a lubricant to facilitate the assembly of HELAVIA® and SILAVIA rubber sleeves. The brush attached to the screw cap allows the right amount of lubricant to be delivered to ensure proper assembly using our sleeve clamps.



type	article number	
LUB2 can of 0,25 L with brush	0707 0001 000	1

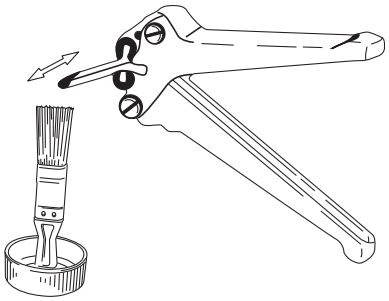

Sleeve expanders

In order to use our SES **sleeving and sleeves** efficiently, a series of **expanders and applications aids** are available.

The illustrations below indicate this versatile range.

If you need more details, please see "**TOOLS**" chapter of this catalogue, Group D1.



sleeve expanders serie KP
D1/1-01



sleeve expanders series KY
D1/1-03



sleeve expanders series KN and KNS
D1/2-01



bench mounted sleeving tool
D1/2-01



bench mounted
sleeving tool with foot pedal
D1/3-01



pneumatically controlled
sleeve expander
D1/3-01

A2

Elastomer sleeving











Elastomer sleeving

SES-STERLING specialise in manufacturing high elasticity sleeving.
The standard programme consists of HELAVIA® polychloroprene tubing and SILAVIA silicone tubing.
Sleeving to your specific dimensions can be supplied.
These sleeving provide elastic and mechanical performance and a good resistance to aging.

Page

• A2/1 HELAVIA® sleeving in polychloroprene rubber with or without lubricant
black and colours

HELAVIA® sleeving to British standard in polychloreprene rubber
black and colours



• A2/2 SILAVIA sleevins in silicone rubber with or without lubricant
black and colours



HELAVIA® sleeving
in polychloroprene rubber

HELAVIA®

HELAVIA®

Material:	polychloroprene rubber quality 3490
Operating temperatures:	-30 to +90°C (+110°C short time)
Shore hardness A:	40 ±5
Tensile strength at break:	>6,5 MPa
Ultimate elongation:	>500 %
Tear strength:	>10 kN/m
Dielectric strength:	>13 kV/mm
Volume resistivity:	$4x10^9$ Ω.cm
Flame resistance:	V0 UL94
Application:	mechanical protection and dielectric insulating
Lubricated sleeving:	until type A4



Standard colours:

010 black

001	002	003	004	005	006	007	008	013	015	020
white	blue	green	yellow	orange	brown	red	purple	grey	pink	light blue

060 yellow/green

Example for order:

code group			detail article			code colours			
0	2	1	0	0	x	x	x	x	x	x

type	article number black 010	article number colours xxx	article number yellow/green 060	dimensions (mm) for cable Ø	dimensions (mm) int. Ø	dimensions (mm) wall thickness	m
HELAVIA A0	0210 0001 010	0210 0051 ***	0213 0101 060	1,25 - 2	1,2	0,5	100
HELAVIA A1	0210 0002 010	0210 0052 ***	0213 0102 060	1,75 - 3,5	1,75	0,5	100
HELAVIA A1bis	0210 0003 010	0210 0053 ***	0213 0103 060	2,4 - 4,5	2,4	0,6	100
HELAVIA A1K*	0210 0007 010	0210 0057 ***	-	2,5 - 5,5	2,5	0,9	100
HELAVIA A2	0210 0004 010	0210 0054 ***	0213 0104 060	3 - 6	3	0,6	100
HELAVIA A2K*	0210 0008 010	0210 0058 ***	-	4 - 8	4	1,2	100
HELAVIA A3	0210 0005 010	0210 0055 ***	0213 0105 060	5 - 9	5	0,7	100
HELAVIA A4	0210 0006 010	0210 0056 ***	0213 0106 060	7,5 - 12	7,5	0,8	100
HELAVIA A5	0210 0009 010	0210 0059 ***	0213 0107 060	10 - 15	10	0,9	50
HELAVIA A8	0210 0010 010	0210 0060 ***	0213 0108 060	12 - 20	12	1,2	50
HELAVIA A9	0210 0011 010	0210 0061 ***	0213 0109 060	14 - 23	14	1,3	50
HELAVIA A10	0210 0012 010	0210 0062 ***	0213 0110 060	17 - 28	17	1,3	40

* thick-walled sleeving

• HELAVIA® sleeving to British Standard BS3858 type 1C

Standard colours:

010 black

001	002	003	004	005	006	007	008	013	015	020
white	blue	green	yellow	orange	brown	red	purple	grey	pink	light blue

Example for order:

code group			detail article			code colours			
0	2	0	6	0	x	x	x	x	x	x

type	article number black 010	article number colours xxx	dimensions (mm) for cable Ø	dimensions (mm) int. Ø	dimensions (mm) wall thickness	m
HELAVIA A0a	0206 0601 010	0206 0651 ***	1,2 - 2,5	1,2	0,75	100
HELAVIA A0bis	0206 0602 010	0206 0652 ***	1,5 - 3	1,5	0,75	100
HELAVIA A1a	0206 0603 010	0206 0653 ***	2 - 4	2	0,75	100
HELAVIA A2a	0206 0604 010	0206 0654 ***	3 - 6	3	0,75	100
HELAVIA A3a	0206 0605 010	0206 0655 ***	5 - 10	5	1	100

SILAVIA sleeving
silicone rubber
for very high temperatures

SILAVIA

HF RoHS

SILAVIA

Material:	silicone rubber
Operating temperatures:	-80 to +200°C (+250°C short time)
Shore hardness A:	40 ±5
Tensile strength at break:	>7 MPa
Ultimate elongation:	>600 %
Tear strength:	>20 kN/m
Dielectric strength:	>18 kV/mm
Volume resistivity:	10^{15} Ω.cm
Specifications:	mechanical protection and dielectric isolation for high temperatures.
Lubricated sleeves:	until type A4



Standard colours:

018 natural

~~011~~ transparent

001	002	003	004	006	007	010	013
white	blue	green	yellow	brown	red	black	grey

Example for order:

code group		detail article					code colours		
0	2	1	1	0	x	x	x	x	x	x

type	article number natural 018	transparent ~~011~~	color xxx	dimensions (mm) for cable Ø	int. Ø	wall thickness	m
SILAVIA A0	0211 0001 018	0211 0021 011	0211 0051 ***	1,3 - 1,8	1,25	0,5	100
SILAVIA A1	0211 0002 018	0211 0022 011	0211 0052 ***	1,9 - 2,5	1,75	0,5	100
SILAVIA A1bis	0211 0003 018	0211 0023 011	0211 0053 ***	2,4 - 3	2,4	0,6	100
SILAVIA A1K*	0211 0013 018	0211 0031 011	0211 0061 ***	2,5 - 4	2,5	0,9	100
SILAVIA A2	0211 0004 018	0211 0024 011	0211 0054 ***	3 - 4	3	0,6	100
SILAVIA A2K*	0211 0014 018	0211 0032 011	0211 0062 ***	4 - 6	4	1,2	100
SILAVIA A3	0211 0005 018	0211 0025 011	0211 0055 ***	5 - 7	5	0,7	100
SILAVIA A4	0211 0006 018	0211 0026 011	0211 0056 ***	7,5 - 9	7,5	0,8	70
SILAVIA A5	0211 0009 018	0211 0027 011	0211 0057 ***	10 - 13	10	1	40
SILAVIA A8	0211 0010 018	0211 0028 011	0211 0058 ***	13 - 16	12	1,2	35
SILAVIA A9	0211 0011 018	0211 0029 011	0211 0059 ***	15 - 19	14	1,3	30
SILAVIA A10	0211 0012 018	0211 0030 011	0211 0060 ***	18 - 25	17	1,3	30

* thick-walled sleeving

A3

Insulating sleeving and sleeves











Insulating sleeving and sleeves

Insulating sleeving is used for the protection and the insulation of electric cables.

It is available in different colours and 3 materials:

- **PVC**: this material is available in different colours, has a good resistance to light and is used for the marking of cables. Resistant to ozone, ageing and acids, the PVC sleeving is specially used for the isolation of electric cables, mechanical protection, the transport of fluids with low pressure at room temperature (except special aggressive products).
- **TPE**: this material looks like rubber and is used for applications that need a good resistance to high and low temperatures. Furthermore. It offers more elasticity and flexibility than PVC.
- **Silicone**: specially used for electrical insulation, this halogene free material has a good resistance to high temperatures.

All the sleeving are available in sleeves upon request.

page	type	material	temperature	colours	particularity
• A3/1 • A3/2	**PLIO-SUPER**	PVC 9923	-20 to +90°C	**standard colour** black - white - blue yellow - red transparent **semi-standard colour** green - orange - purple grey	general use
• A3/3	**PLIO-SUPER** bicolor	PVC 9923	-20 to +90°C	green/yellow	general use
• A3/5	**PLIO HT LF** **PLIO BT LF**	PVC 9862 PVC 9863	-40 to +105°C -55 to +70°C	black transparent	high temperatures low temperatures
• A3/7	**PLIO thick walled tube**	PVC 9832	-20 to +60°C	transparent	thick walled
• A3/8	**PLIO-industrial**	PVC 9836	-20 to +90°C	black - white - blue yellow - red	long length and flexibility
• A3/10	**PLIOPRENE TPE**	TPE	-40 to +125°C	black	halogenfree
• A3/20	**SILA-SUPER**	silicone	-50 to +200°C	transparent	halogenfree



This tubing quality can be produced as special manufacture in other colours.
Availability details upon request.

PLIO-SUPER insulating sleeving
in PVC

PLIO-SUPER

Material:	PVC quality 9923
Operating temperatures:	-20 to +90°C
Shore A hardness:	90 ±5
Tensile strength at break:	20 MPa
Ultimate elongation:	300 %
Dielectric strength:	20 kV/mm
Volume resistivity:	$3x10^{12}$ Ω.cm
Flame resistance:	V2 UL94 (internal test)
Specificity:	Standards NF C 93 641; DIN 40.621 & VSM 11930
Specification:	good resistance to ozone, aging, acids and friction.
Application:	protection and insulation.



Standard colours:

010 black

001 white | 002 blue | 004 yellow | 007 red | ~~011~~ transparent

Example for order:

code group				detail article				code colour		
0	8	0	1	x	x	x	x	x	x	x

type	article number black 010	article number colours xxx	internal Ø mm	external Ø mm	wall thickness mm	m
PLIO-SUPER 0,5x1,3	0801 0034 010	0801 0034 ***	0,5	1,3	0,4	50
PLIO-SUPER 1,0x1,8	0801 0001 010	0801 0001 ***	1	1,8	0,4	50
PLIO-SUPER 1,5x2,3	0801 0002 010	0801 0002 ***	1,5	2,3	0,4	50
PLIO-SUPER 2,0x2,8	0801 0003 010	0801 0003 ***	2	2,8	0,4	50
PLIO-SUPER 2,5x3,3	0801 0004 010	0801 0004 ***	2,5	3,3	0,4	50
PLIO-SUPER 3,0x3,8	0801 0005 010	0801 0005 ***	3	3,8	0,4	50
PLIO-SUPER 3,5x4,3	0801 0006 010	0801 0006 ***	3,5	4,3	0,4	50
PLIO-SUPER 4,0x5,0	0801 0007 010	0801 0007 ***	4	5	0,5	50
PLIO-SUPER 4,5x5,5	0801 0008 010	0801 0008 ***	4,5	5,5	0,5	25
PLIO-SUPER 5,0x6,0	0801 0009 010	0801 0009 ***	5	6	0,52	25
PLIO-SUPER 6,0x7,1	0801 0010 010	0801 0010 ***	6	7,1	0,55	25
PLIO-SUPER 7,0x8,2	0801 0011 010	0801 0011 ***	7	8,2	0,60	25
PLIO-SUPER 8,0x9,2	0801 0012 010	0801 0012 ***	8	9,2	0,62	25
PLIO-SUPER 9,0x10,3	0801 0013 010	0801 0013 ***	9	10,3	0,67	25
PLIO-SUPER 10,0x11,4	0801 0014 010	0801 0014 ***	10	11,4	0,7	25
PLIO-SUPER 12,0x13,5	0801 0016 010	0801 0016 ***	12	13,5	0,75	25
PLIO-SUPER 14,0x15,6	0801 0018 010	0801 0318 ***	14	15,6	0,8	25
PLIO-SUPER 16,0x17,6	0801 0020 010	0801 0320 ***	16	17,6	0,8	25
PLIO-SUPER 18,0x19,6	0801 0022 010	0801 0322 ***	18	19,6	0,8	25
PLIO-SUPER 20,0x21,6	0801 0024 010	0801 0324 ***	20	21,6	0,8	25
PLIO-SUPER 22,0x24,0	0801 0025 010	0801 0325 ***	22	24	1	25
PLIO-SUPER 24,0x26,0	0801 0026 010	0801 0326 ***	24	26	1	25
PLIO-SUPER 26,0x28,0	0801 0027 010	0801 0327 ***	26	28	1	25
PLIO-SUPER 28,0x30,0	0801 0028 010	0801 0328 ***	28	30	1	25
PLIO-SUPER 30,0x32,0	0801 0029 010	0801 0329 ***	30	32	1	25
PLIO-SUPER 32,0x34,0	0801 0030 010	0801 0330 ***	32	34	1	25
PLIO-SUPER 34,0x36,0	0801 0031 010	0801 0331 ***	34	36	1	25
PLIO-SUPER 36,0x38,0	0801 0032 010	0801 0332 ***	36	38	1	25
PLIO-SUPER 40,0x42,0	0801 0033 010	0801 0333 ***	40	42	1	25
PLIO-SUPER 50,0x53,0	0801 0035 010	-	50	53	1,50	25
PLIO-SUPER 60,0x63,0	0801 0036 010	-	60	63	1,50	25

PLIO-SUPER insulating sleeving
in PVC
Semi-standard colours

PLIO-SUPER

PLIO-SUPER

Material:	PVC quality 9923
Operating temperatures:	-20 to +90°C
Shore A hardness:	90 ±5
Tensile strength at break:	20 MPa
Ultimate elongation:	300 %
Dielectric strength:	20 kV/mm
Volume resistivity:	$3x10^{12}$ Ω.cm
Flame resistance:	V2 UL94 (internal test)
Specification:	good resistance to ozone, aging, acids and friction.
Application:	protection and insulation.



Semi-standard colours (manufactured only upon request)

003	005	006	008	013
green	orange	brown	purple	grey

Example for order:

code group				detail article				code colour		
0	8	0	1	x	x	x	x	x	x	x

type	artide number colours xxx	internal Ø mm	external Ø mm	wall thickness mm	m
PLIO-SUPER 0,5x1,3	0801 0334 ***	0,5	1,3	0,4	50
PLIO-SUPER 1,0x1,8	0801 0301 ***	1	1,8	0,4	50
PLIO-SUPER 1,5x2,3	0801 0302 ***	1,5	2,3	0,4	50
PLIO-SUPER 2,0x2,8	0801 0303 ***	2	2,8	0,4	50
PLIO-SUPER 2,5x3,3	0801 0304 ***	2,5	3,3	0,4	50
PLIO-SUPER 3,0x3,8	0801 0305 ***	3	3,8	0,4	50
PLIO-SUPER 3,5x4,3	0801 0306 ***	3,5	4,3	0,4	50
PLIO-SUPER 4,0x5,0	0801 0307 ***	4	5	0,5	50
PLIO-SUPER 4,5x5,5	0801 0308 ***	4,5	5,5	0,5	25
PLIO-SUPER 5,0x6,0	0801 0309 ***	5	6	0,52	25
PLIO-SUPER 6,0x7,1	0801 0310 ***	6	7,1	0,55	25
PLIO-SUPER 7,0x8,2	0801 0311 ***	7	8,2	0,6	25
PLIO-SUPER 8,0x9,2	0801 0312 ***	8	9,2	0,62	25
PLIO-SUPER 9,0x10,3	0801 0313 ***	9	10,3	0,67	25
PLIO-SUPER 10,0x11,4	0801 0314 ***	10	11,4	0,7	25
PLIO-SUPER 12,0x13,5	0801 0316 ***	12	13,5	0,75	25
PLIO-SUPER 14,0x15,6	0801 0318 ***	14	15,6	0,8	25
PLIO-SUPER 16,0x17,6	0801 0320 ***	16	17,6	0,8	25
PLIO-SUPER 18,0x19,6	0801 0322 ***	18	19,6	0,8	25
PLIO-SUPER 20,0x21,6	0801 0324 ***	20	21,6	0,8	25
PLIO-SUPER 22,0x24,0	0801 0325 ***	22	24	1	25
PLIO-SUPER 24,0x26,0	0801 0326 ***	24	26	1	25
PLIO-SUPER 26,0x28,0	0801 0327 ***	26	28	1	25
PLIO-SUPER 28,0x30,0	0801 0328 ***	28	30	1	25
PLIO-SUPER 30,0x32,0	0801 0329 ***	30	32	1	25
PLIO-SUPER 32,0x34,0	0801 0330 ***	32	34	1	25
PLIO-SUPER 34,0x36,0	0801 0331 ***	34	36	1	25
PLIO-SUPER 36,0x38,0	0801 0332 ***	36	38	1	25
PLIO-SUPER 40,0x42,0	0801 0333 ***	40	42	1	25

PLIO-SUPER insulating sleeves
in PVC

PLIO-SUPER

Material:	PVC quality 9923
Operating temperatures:	-20 to +90°C
Shore A hardness:	90 ±5
Tensile strength at break:	20 MPa
Ultimate elongation:	300 %
Dielectric strength:	20 kV/mm
Volume resistivity:	$3x10^{12}$ Ω.cm
Flame resistance:	V2 UL94 (internal test)
Available lengths:	< 180 mm for longer lengths please consult us



Standard colours:

010	001	002	004	007	~~011~~
black	white	blue	yellow	red	transparent

Semi-standard colours:

003	005	006	008	013
green	orange	brown	purple	grey

PLIO-SUPER sleeves are not on stock.

Prices are based on quantities, sizes, colours (standard or semi-standard), and lengths.
It is important that these details appear on the inquiries.

In general, the optimal amounts depending on the sizes and lengths are as follows:

Sizes	**Minimum quantity**	
Ø 0,5 mm to Ø 4 mm	50 m	equal to the number of sleeves cut using
Ø 4,5 mm to Ø 40 mm	25 m	a standard skein of material

PLIO-SUPER earth sleeving
in PVC yellow/green

PLIO-SUPER J/V

Material:	PVC quality 9923
Colours:	yellow/green
Operating temperatures:	-20 to +90°C
Shore A hardness:	90 ±5
Tensile strength at break:	20 MPa
Ultimate elongation:	300 %
Dielectric strength:	20 kV/mm
Volume resistivity:	$3x10^{12}$ Ω.cm
Flame resistance:	V2 UL94 (internal test)



• PLIO-SUPER earth sleeving bicolor yellow/green

type	article number	internal Ø mm	external Ø mm	wall thickness mm	m
PLIO-SUPER J/V 2x2,8	0837 0001 060	2	2,8	0,4	50
PLIO-SUPER J/V 4x5,0	0837 0002 060	4	5	0,5	50
PLIO-SUPER J/V 6x7,1	0837 0003 060	6	7,1	0,55	25
PLIO-SUPER J/V 8x9,2	0837 0004 060	8	9,2	0,62	25
PLIO-SUPER J/V 10x11,4	0837 0005 060	10	11,4	0,7	25
PLIO-SUPER J/V 12x13,5	0837 0006 060	12	13,5	0,75	25
PLIO-SUPER J/V 14x15,6	0837 0007 060	14	15,6	0,8	25
PLIO-SUPER J/V 16x17,6	0837 0008 060	16	17,6	0,8	25
PLIO-SUPER J/V 20x21,6	0837 0010 060	20	21,6	0,8	25

• Special colours and PLIO-SUPER green/yellow earth sleeves

Special colours:

Bi-coloured PLIO-SUPER insulating sleeves can be specially manufactured in other colour compositions. Prices, delivery time and minimum quantity upon request.

Sleeves and sleeving sections:

Prices and delivery of sleeves depend on quantities, sizes and lengths.

Special deliveries only upon the following minimum quantities:

sizes	min. quantities	
Ø 2 mm to Ø 4 mm	50 m	quantity of sleeves = 1 reel of standard insulating sleeving
Ø 6 mm to Ø 20 mm	25 m	quantity of sleeves = 1 reel of standard insulating sleeving

PLIO® insulating sleeving
for high temperature
for low temperature

PLIO® H.T. LF
PLIO® B.T. LF

RoHS

PLIO® H.T. LF

Material:	PVC quality 9862 lead free
Colour:	black
Operating temperatures:	-40 to +105°C +135°C short time
Shore A hardness:	80 ±5
Tensile strength at break:	> 15 MPa
Ultimate elongation:	250 %
Dielectric strength:	> 20 kV/mm
Flame resistance:	V0 UL94 (internal test)
Specification:	according to Norm NF C 93 641 DIN 40.621 & VSM 11930



high temperature

type	article number	Ø i.d mm	Ø o.d. mm	wall thickness mm	m
PLIO H.T. 1,0x1.8	0817 0001 010	1	1,8	0,4	50
PLIO H.T. 1,5x2,5	0817 0002 010	1,5	2,5	0,5	50
PLIO H.T. 2,0x2,8	0817 0003 010	2	2,8	0,4	50
PLIO H.T. 3,0x3,9	0817 0004 010	3	3,9	0,45	50
PLIO H.T. 4,0x5,0	0817 0005 010	4	5	0,5	50
PLIO H.T. 5,0x6,0	0817 0006 010	5	6	0,52	25
PLIO H.T. 6,0x7,1	0817 0007 010	6	7,1	0,55	25
PLIO H.T. 8,0x9,2	0817 0008 010	8	9,2	0,62	25
PLIO H.T. 10,0x11,4	0817 0009 010	10	11,4	0,7	25
PLIO H.T. 12,0x13,5	0817 0010 010	12	13,5	0,75	25
PLIO H.T. 14,0x15,6	0817 0011 010	14	15,6	0,8	25
PLIO H.T. 16,0x17,6	0817 0012 010	16	17,6	0,8	25
PLIO H.T. 20,0x21,6	0817 0014 010	20	21,6	0,8	25

PLIO® B.T. LF

Material:	PVC quality 9863 lead free
Colour:	transluscent/transparent
Operating temperatures:	-55 to +70°C
Shore A Hardness:	75 ±5
Tensile strength at break::	> 15 MPa
Ultimate elongation:	400 %
Dielectric strength:	> 20 kV/mm
Specification:	according to Norm NF C 93 641 DIN 40.621 & VSM 11930



low temperature

type	article number	Ø i.d mm	Ø o.d. mm	wall thickness mm	m
PLIO B.T. 1,0x1.8	0818 0001 011	1	1,8	0,4	50
PLIO B.T. 1,5x2,5	0818 0002 011	1	2,5	0,5	50
PLIO B.T. 2,0x2,8	0818 0003 011	2	2,8	0,4	50
PLIO B.T. 3,0x3,9	0818 0004 011	3	3,9	0,45	50
PLIO B.T. 4,0x5,0	0818 0005 011	4	5	0,5	50
PLIO B.T. 5,0x6,0	0818 0006 011	5	6	0,52	25
PLIO B.T. 6,0x7,1	0818 0007 011	6	7,1	0,55	25
PLIO B.T. 8,0x9,2	0818 0008 011	8	9,2	0,62	25
PLIO B.T. 10,0x11,4	0818 0009 011	10	11,4	0,7	25
PLIO B.T. 6,0x17,6	0818 0012 011	16	17,6	0,8	25

PLIO® Thick-walled sleeving
in transparent PVC

PLIO®

RoHS

PLIO® sleeving

Material: PVC quality 9832-11
Colours: transparent colourless
Operating temperatures: -20 to +60°C
Shore A Hardness: 85 ±5
Tensile strenght at break: 20 MPa
Ultimate elongation: 300 %
Dielectric strength: > 20 kV/mm
Volume resistivity: $1x10^{13}$ Ω.cm

Application: these sleevings are not reinforced and can only be used to supply a flow of air, water or other low pressure fluids.

Please consult us for special use.



type	article number	Ø i.d. mm	Ø o.d. mm	wall thickness mm	m
Sleeving PLIO Indus. 2,5x5,5	0803 0001 011	2,5	5,5	1,5	50
Sleeving PLIO Indus. 3,5x6,0	0803 0003 011	3,5	6	1,2	50
Sleeving PLIO Indus. 4,0x7,0	0803 0005 011	4	7	1,5	25
Sleeving PLIO Indus. 4,5x7,5	0803 0006 011	4,5	7,5	1,5	25
Sleeving PLIO Indus. 5,0x8,0	0803 0007 011	5	8	1,5	25
Sleeving PLIO Indus. 6,0x9,0	0803 0008 011	6	9	1,5	25
Sleeving PLIO Indus. 8,0x11,0	0803 0010 011	8	11	1,5	25
Sleeving PLIO Indus. 10,0x13,5	0803 0012 011	10	13,5	1,7	25
Sleeving PLIO Indus. 15,0x19,0	0803 0023 011	15	19	2	25

“PLIO-Industrial” insulating sleeving
in PVC
in industrial packs

PLIO-industriel

RoHS

PLIO-Industrial - 9836 LF

Material:	PVC quality 9836 lead free
Operating temperatures:	-20 to +90°C
Density:	1,43 g/cm³
Hardness shore A:	85 ±5
Tensile strength:	15 MPa
Tensile strength at break:	250 %
Volume resistivity:	20 kV/mm
Flame resistance:	V0 UL94
Specifications:	DIN 40.621 VSM 11930

Application: protection and insulation of electric cables in the Industry.Answers the new requirements of the automobile market.



Standard colour:

010 black

Semi-standard colours: minimum 5 reels per type and colour

001 white | 002 blue | 004 yellow | 007 red

Example for order:

code group				detail article				code colours		
0	8	0	1	x	x	x	x	x	x	x

Typ	article number	Ø i.d. mm	Ø o.d. mm	wall thickness mm	m
PLIO-indus 2,0	0801 0402 ***	2	2,8	0,4	800
PLIO-indus 3,0	0801 0403 ***	3	3,8	0,4	500
PLIO-indus 4,0	0801 0404 ***	4	5	0,5	500
PLIO-indus 5,0	0801 0405 ***	5	6	0,5	500
PLIO-indus 6,0	0801 0406 ***	6	7	0,5	500
PLIO-indus 7,0	0801 0407 ***	7	8,7	0,5	500
PLIO-indus 8,0	0801 0408 ***	8	9,4	0,7	400
PLIO-indus 9,0	0801 0409 ***	9	10,4	0,7	400
PLIO-indus 10,0	0801 0410 ***	10	11,4	0,7	300
PLIO-indus 12,0	0801 0412 ***	12	13,4	0,7	200
PLIO-indus 14,0	0801 0414 ***	14	15,4	0,7	200
PLIO-indus 16,0	0801 0416 ***	16	17,6	0,8	150
PLIO-indus 18,0	0801 0418 ***	18	19,6	0,8	150
PLIO-indus 20,0	0801 0420 ***	20	21,6	0,8	75
PLIO-indus 22,0	0801 0422 ***	22	24	1	75
PLIO-indus 24,0	0801 0424 ***	24	26	1	50
PLIO-indus 26,0	0801 0426 ***	26	28,4	1,2	50

The sleeving is inflated and sealed at both ends so that they retain their profile.

Upon request sleeving can be delivered on cardboard reels (see below).
Other types or colours: Prices and delivery time upon request.



standard packing



cardboard (upon request)

“PLIO-Industrial” insulating sleeving
in PVC
in small lengths

PLIO-industriel

RoHS

PLIO-industrial - 9836 LF

Material:	PVC quality 9836 LF
Colour:	black
Operating temperatures:	-20 to +90°C
Density:	1,43 g/cm³
Hardness Shore A:	85 ±5
Tensile strength:	15 MPa
Tensile strength at break:	250 %
Volume resistivity:	20 kV/mm
Flame resistance:	V0 UL94 (internal test)
Packing:	roll
Specifications:	DIN 40.621 VSM 11930

Applications: protection and insulation of electric cables in the Industry. Answers the new requirements of the automobile market.



Typ	Art. Nr.	Ø i.d. mm	Ø o.d. mm	wall thickness mm	m
PLIO-indus 2,0 RLX 50	0801 0652 010	2	2,8	0,4	50
PLIO-indus 3,0 RLX 50	0801 0653 010	3	3,8	0,4	50
PLIO-indus 4,0 RLX 50	0801 0654 010	4	5	0,5	50
PLIO-indus 5,0 RLX 25	0801 0655 010	5	6	0,5	25
PLIO-indus 6,0 RLX 25	0801 0656 010	6	7	0,5	25
PLIO-indus 7,0 RLX 25	0801 0657 010	7	8,7	0,5	25
PLIO-indus 8,0 RLX 25	0801 0658 010	8	9,4	0,7	25
PLIO-indus 9,0 RLX 25	0801 0659 010	9	10,4	0,7	25
PLIO-indus 10,0 RLX 25	0801 0660 010	10	11,4	0,7	25
PLIO-indus 12,0 RLX 25	0801 0662 010	12	13,4	0,7	25
PLIO-indus 14,0 RLX 25	0801 0664 010	14	15,4	0,7	25

Other types: Prices and delivery time upon request.

Insulating sleeving PLIOPRENE TPE
in thermoplastic elastomer

PLIOPRENE TPE

HF RoHS

PLIOPRENE TPE

Material:	TPE type PP/EPDM
Colour:	black
Operating temperatures:	-40 to +125°C +150°C (peak)
Shore A hardness:	75±5
Tensile strength:	8 Mpa
Ultimate elongation:	> 400 %
Volume resistivity:	$9x10^{14}$ Ωxcm
Dielectric strength:	35 kV/mm
Flame resistance:	HB UL94
Specifications:	FMVSS302 / ISO3795 DIN75200 / FAR25.853 halogen free



Properties:

Plioprene TPE is a thermoplastic elastomer, based on a mixture of Polypropylene and irradiated EPDM. This product has high thermal characteristics and a good resistance to ozone and weather. It is highly elastic and offers a high degree of abrasion. This material has moderate resistance to oil and hydrocarbons, but it has very good resistance to water, aqueous salt solutions, detergents and acids.

type	article number	Ø i.d mm	Ø o.d. mm	wall thickness mm	m
PLIOPRENE TPE 2	0207 0002 010	2	2,8	0,4	50
PLIOPRENE TPE 3	0207 0003 010	3	3,8	0,4	50
PLIOPRENE TPE 4	0207 0004 010	4	5	0,5	50
PLIOPRENE TPE 5	0207 0005 010	5	6,1	0,5	50
PLIOPRENE TPE 6	0207 0006 010	6	7,2	0,6	25
PLIOPRENE TPE 8	0207 0008 010	8	9,3	0,65	25
PLIOPRENE TPE 10	0207 0010 010	10	11,4	0,7	25
PLIOPRENE TPE 12	0207 0012 010	12	13,6	0,8	25
PLIOPRENE TPE 14	0207 0014 010	14	15,6	0,8	25

SILA-SUPER insulating sleeving

SILA-SUPER

Material:	silicone
Colour:	transparent / colourless
Operating temperatures:	-50 to +200°C +250°C (peak)
Shore A hardness:	70±5
Tensile strength:	10 N/mm^2
Ultimate elongation:	350 %
Volume resistivity:	10^{15} Ω.cm
Dielectric strength:	25 kV/mm
Specifications:	halogen free



Properties:

Our SES silicone rubber is an elastomer with very good thermal and electrical properties.
It can be used between -50°C and 200°C and short periods until 250°C.
Excellent resistance to hot air, oxygen, weather, light and U.V.
Radiation up to 10MRad. is well supported.

type	article number	Ø i.d mm	Ø o.d. mm	wall thickness mm	m
SILA-SUPER 4	0214 0004 011	4	4,8	0,4	50
SILA-SUPER 6	0214 0006 011	6	7	0,5	25
SILA-SUPER 8	0214 0008 011	8	9,2	0,6	25
SILA-SUPER 10	0214 0010 011	10	11,4	0,7	25
SILA-SUPER 12	0214 0012 011	12	13,6	0,8	25

For any application needing an inner diameter below 4mm please use our standard sleeving Silavia Grade 2412 on catalogue page A2/2-01.

A4

Heat shrinkable sleeving and sleeves











Heat shrinkable sleeving and sleeves

SES-STERLING manufactures two types of heat shrinkable sleeving. Choice of materials will depend upon physical properties, economics and aesthetics.

page	type	flame resistance	shrink ratio	standard colours	range Ø in mm	temperature °C shrink	temperature °C operating
• **A4/1**	**PLIO R** in PVC	self-extinguishing	2:1	black - yellow white transparent	2,5 to 80 mm	+120	-20 to +90
	PLIO R-JV in PVC	self-extinguishing	2:1	yellow/green	4 to 31 mm	+120	-20 to +90
• **A4/4**	**PLIOFINE B** Polyolefine HF	-	2:1	black natural	1,2 to 50,8 mm 3/64 to 2 "	+120	-55 to +105
• **A4/5**	**PLIOFINE SAM** Polyolefine	self-extinguishing	2:1	black	1,2 to 101,6 mm 3/64 to 4 "	+120	-55 to +125
• **A4/6**	**PLIOFINE B-EX** Polyolefine c UL us	self-extinguishing VW1 acc. to UL224	2:1	black - white red - blue yellow - green brown - grey orange purple	1,2 to 101,6 mm 3/64 to 4 "	+120	-55 to +135
	PLIOFINE BX-F plate Polyolefine	self-extinguishing	2:1	white - yellow	3,2 to 25,4 mm 1/8 to 1 "	+120	-55 to +135
	PLIOFINE BX-P Polyolefine	self-extinguishing	2:1	white - yellow	2,4 to 6,4 mm 3/32 to 1/4 "	+90	-55 to +105
• **A4/7**	**PLIOFINE B-EX-03** Polyolefine c UL us	UL 224 (color) FMVSS 302 (NL) self-extinguishing	3:1	black - white blue - red - yellow- natural	1,6 to 39 mm 1/16 to 1 1/2 "	+120	-55 to +135
• **A4/11**	**PLIOFINE BX-VJ-03** Polyolefine c UL us	auto-extinguible UL 224	3:1	yellow/green	3,2 to 39 mm 1/8 to 1 1/2 "	+90	-55 to +135
• **A4/20**	**PLIOFINE AD-UL-03** Polyolefine + adhesive liner Polyamide	self-extinguishing ASTM D876	3:1	black transparent	3 to 40 mm 1/8 to 1 1/2 "	+110	-55 to +110

All technical characteristics are given without liability and may be changed at any time as the result of changed manufacturing processes.

Heat shrinkable sleeving and sleeves

• Packaging:

	PLIO-R	PLIO R-JV	B	SAM	B-EX	BX-F	BX-P	B-EX-03	BX-VJ03	AD-UL3	**Meter** (according to type and reference)
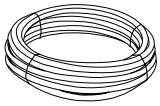 • **Reel**	X	X									20 ... 100 m
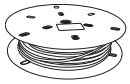 • **Cardboard reel**			X	X	X		X	X	X		25 ... 150 m
 • **Plastic reel**						X					7 ... 9 m
• **Lenght**			X	X	X		X	X	X	X	1,22 m
 • **Dispenser box**			X	X	X			X	X		2 ... 17 m
 • **Sleeves**	X	X			X						10 ... 200 mm

• Accessories :



• **A4/90-01** **Bench support for PLIOFINE** dispenser boxes

• **D7** The shrinkage of our PLIO and PLIOFINE heat shrinkable sleeves and sleeving needs to use a source of heat such as hot air, infra-red lights, hot water or steam. The temperature that is higher than 100°C, must be regulated so that the heat does not damage the articles to protect.
You will find our **heat guns** on pages **D7.**



Printer for printing some of our heat shrinkable sleevings:

• **B13/21-01** PLIOSCRIB M1-Pro printer



PLIO-R heat shrinkable insulating sleeving
in plastified PVC

RoHS

PLIO-R

Shrink ratio: 2:1

Material:	PVC Grade 9901
Operating temperatures:	-20 to +90°C
Shrink temperature:	120°C
Longitudinal shrinking:	20 to 30 %
Dielectric strenght:	20 kV/mm
Flame resistance:	V0 UL94



Store below 18°C.

The PLIO-R heat shrinkable insulating sleeving is economic. It is a thermoplastic material that can be sealed. Dielectric properties, ageing and weather resistance are excellent.

Heat shrinkable sleeving PLIO "R" is delivered inflated and sealed at both ends so that it cannot shrink while being transported or stored.

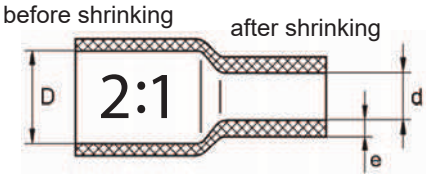

• Reels

Standard colours

type	black 010	yellow 004	white 001	transp. 011	D mm	d mm	e mm	m
	article number in accordance with type and colours							
R - 1	0822 0021 010	0822 0021 004	0822 0021 001	0822 0021 011	2,5	1,2	0,45	100
R - 2	0822 0022 010	0822 0022 004	0822 0022 001	0822 0022 011	4	2	0,5	100
R - 3	0822 0023 010	0822 0023 004	0822 0023 001	0822 0023 011	6	3	0,5	100
R - 4	0822 0024 010	0822 0024 004	0822 0024 001	0822 0024 011	7	4	0,5	100
R - 6	0822 0025 010	0822 0025 004	0822 0025 001	0822 0025 011	11	6	0,6	100
R - 8	0822 0006 010	0822 0006 004	0822 0006 001	0822 0006 011	14	8	0,6	100
R - 10	0822 0007 010	0822 0007 004	0822 0007 001	0822 0007 011	17	10	0,8	100
R - 13	0822 0008 010	0822 0008 004	0822 0008 001	0822 0008 011	20	13	0,8	100
R - 16	0822 0009 010	0822 0009 004	0822 0009 001	0822 0009 011	25	16	1	50
R - 20	0822 0010 010	0822 0010 004	0822 0010 001	0822 0010 011	31	20	1	50
R - 25	0822 0011 010	0822 0011 004	0822 0011 001	0822 0011 011	40	25	1	25
R - 35	0822 0026 010	-	-	0822 0026 011	50	35	1	25
R - 45	0822 0027 010	-	-	0822 0027 011	65	45	1,3	25
R - 60	0822 0028 010	-	-	0822 0028 011	80	60	1,3	20

Semi-standard colours (minimum 200 m per type and colours - extra charge of 20 %)

type	blue 002	green 003	orange 005	brown 006	red 007	violet 008	grey 013	m
	article number in accordance with type and semi-standard colours							
R - 1	0822 0021 002	0822 0021 003	0822 0021 005	0822 0021 006	0822 0021 007	0822 0021 008	0822 0021 013	100
R - 2	0822 0022 002	0822 0022 003	0822 0022 005	0822 0022 006	0822 0022 007	0822 0022 008	0822 0022 013	100
R - 3	0822 0023 002	0822 0023 003	0822 0023 005	0822 0023 006	0822 0023 007	0822 0023 008	0822 0023 013	100
R - 4	0822 0024 002	0822 0024 003	0822 0024 005	0822 0024 006	0822 0024 007	0822 0024 008	0822 0024 013	100
R - 6	0822 0025 002	0822 0025 003	0822 0025 005	0822 0025 006	0822 0025 007	0822 0025 008	0822 0025 013	100
R - 8	0822 0006 002	0822 0006 003	0822 0006 005	0822 0006 006	0822 0006 007	0822 0006 008	0822 0006 013	100
R - 10	0822 0007 002	0822 0007 003	0822 0007 005	0822 0007 006	0822 0007 007	0822 0007 008	0822 0007 013	100
R - 13	0822 0008 002	0822 0008 003	0822 0008 005	0822 0008 006	0822 0008 007	0822 0008 008	0822 0008 013	100
R - 16	0822 0009 002	0822 0009 003	0822 0009 005	0822 0009 006	0822 0009 007	0822 0009 008	0822 0009 013	50
R - 20	0822 0010 002	0822 0010 003	0822 0010 005	0822 0010 006	0822 0010 007	0822 0010 008	0822 0010 013	50
R - 25	0822 0011 002	0822 0011 003	0822 0011 005	0822 0011 006	0822 0011 007	0822 0011 008	0822 0011 013	25

PLIO-R heat shrinkable insulating sleeves
in plastified PVC

RoHS

PLIO-R **Shrink ratio: 2:1**

Material:	PVC Grade 9901
Operating temperatures:	-20 to +90°C
Shrink temperature:	120°C
Longitudinal shrinking:	20 to 30 %
Dielectric strenght:	20 kV/mm
Flame resistance:	V0 UL94



Store below 18°C.

Semi-standard products manufactured upon request only

Intermediate lengths: charged at price of next longer standard length
Lengths > 100 mm: charged at a proportionate price

	article number per type and colour									
type	white 001	blue 002	green 003	yellow 004	red 007	black 010	transparent 011	for crimps width	length mm*	minimum quantity
R-2 x 3,8	0836 0003 001	0836 0003 002	0836 0003 003	0836 0003 004	0836 0003 007	0836 0003 010	0836 0003 011	2,8	25	5 000
R-3 x 5,5	0836 0001 001	0836 0001 002	0836 0001 003	0836 0001 004	0836 0001 007	0836 0001 010	0836 0001 011	4,8	28	5 000
R-4 x 6,5	0836 0002 001	0836 0002 002	0836 0002 003	0836 0002 004	0836 0002 007	0836 0002 010	0836 0002 011	6,3	32	5 000

* length before shrinking.

PLIO-R-J/V heat shrinkable insulating sleeving in plastified PVC

PLIO-R

Shrink ratio: 2:1

Material:	PVC quality 9901
Operating temperatures:	-20 to +90°C
Shrink temperature:	120°C
Longitudinal shrinking:	20 to 30 %
Dielectric strenght:	20 kV/mm
Flame resistance:	V0 UL94



Store below 18°C.

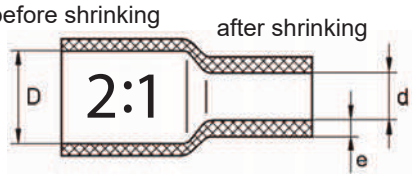

• Reels

type	article number yellow/green 060	D mm	d mm	e mm	m
R - 2 J/V	0834 0001 060	4	2	0,5	50
R - 3 J/V	0834 0002 060	6	3	0,5	50
R - 4 J/V	0834 0003 060	7	4	0,5	50
R - 6 J/V	0834 0004 060	11	6	0,6	25
R - 8 J/V	0834 0005 060	14	8	0,6	25
R - 10 J/V	0834 0006 060	17	10	0,8	25
R - 13 J/V	0834 0007 060	20	13	0,8	25
R - 16 J/V	0834 0008 060	25	16	1	25
R - 20 J/V	0834 0009 060	31	20	1	25



• Sleeves (semi-standard products manufactured upon request)

Intermediate lengths: charged at price of next longer standard length
Lengths > 100 mm: charged at a proportionate price



type	article number yellow/green 060	Ø of wires mm	length* mm	pces
R - 2/25 JV	0835 0001 060	2 - 4	25	10 000
R - 3/30 JV	0835 0002 060	3 - 6	30	5 000
R - 4/30 JV	0835 0003 060	4 - 7	30	5 000
R - 6/35 JV	0835 0004 060	6 - 11	35	5 000

* length before shrinking.

Heat shrinkable sleeving PLIOFINE B

PLIOFINE B

Shrink ratio: 2:1

Material:	cross-linked Polyolefin
Operating temperatures:	-55 to +105°C
Min. shrink temperature:	120°C
Longitudinal shrink:	±10 % ASTM D2671
Dielectric strength:	20 kV/mm IEC 243
Flame resistance:	not self-extinguishing ASTM D2671
Fluid resistance:	good to excellent ISO 1817, ISO 37 MIL-1-23053
Application:	general purpose



Heat shrinkable tubing PLIOFINE is composed of cross-linked Polyolefin (derivative from polyethylene), unlike heat shrinkable sleeving PLIO "R" it cannot be melted or welded and has excellent chemical properties. It is cost effective. Dielectric properties, ageing and weather resistance are excellent, and the sleeving needs no special storing conditions as it remains inert up to +50°C.

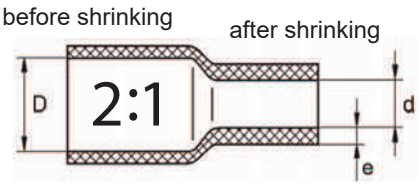

• Cardboard reel

type	article number black 010	m	article number natural 018	m	D mm	d mm	e mm
B12	0639 0015 010	200	0639 0015 018	150	1,2	0,6	0,45
B16	0639 0011 010	150	0639 0011 018	150	1,6	0,8	0,45
B24	0639 0001 010	150	0639 0001 018	150	2,4	1,2	0,51
B32	0639 0003 010	150	0639 0003 018	150	3,2	1,6	0,51
B48	0639 0005 010	75	0639 0005 018	75	4,8	2,4	0,51
B64	0639 0014 010	75	0639 0014 018	75	6,4	3,2	0,64
B95	0639 0017 010	75	0639 0017 018	75	9,5	4,8	0,64
B127	0639 0007 010	50	0639 0007 018	50	12,7	6,4	0,64
B160	0639 0008 010	50	0639 0008 018	50	16	8	0,64
B190	0639 0009 010	50	0639 0009 018	30	19	9,5	0,76
B254	0639 0010 010	50	0639 0010 018	30	25,4	12,7	0,89
B320	0639 0013 010	30	0639 0013 018	30	32	16	0,89
B380	0639 0018 010	50	0639 0018 018	30	38,1	19	1,02
B510	0639 0016 010	50	0639 0016 018	30	50,8	25,4	1,14



• Length of 1,22 m

The heat shrinkable sleeving is cut during the manufacturing. This is why it is straight and easy to use. It is not flattened and has no folds which you meet on sleeving on reels.

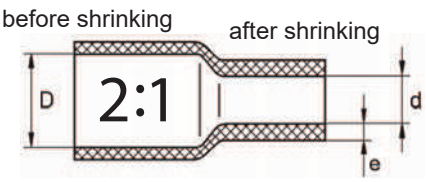

type	article number black 010	article number natural 018	D mm	d mm	e mm	pces
B12	0639 0021 010	0639 0021 018	1,2	0,6	0,45	1
B16	0639 0022 010	0639 0022 018	1,6	0,8	0,45	1
B24	0639 0023 010	0639 0023 018	2,4	1,2	0,51	1
B32	0639 0024 010	0639 0024 018	3,2	1,6	0,51	1
B48	0639 0025 010	0639 0025 018	4,8	2,4	0,51	1
B64	0639 0026 010	0639 0026 018	6,4	3,2	0,64	1
B95	0639 0027 010	0639 0027 018	9,5	4,8	0,64	1
B127	0639 0028 010	0639 0028 018	12,7	6,4	0,64	1
B160	0639 0029 010	0639 0029 018	16	8	0,64	1
B190	0639 0030 010	0639 0030 018	19	9,5	0,76	1
B254	0639 0031 010	0639 0031 018	25,4	12,7	0,89	1
B320	0639 0032 010	0639 0032 018	32	16	0,89	1
B380	0639 0033 010	0639 0033 018	38,1	19	1,02	1
B510	0639 0034 010	0639 0034 018	50,8	25,4	1,14	1



Heat shrinkable sleevings in lengths are available per piece or per complete pack.

• Dispenser box (only available in translucent)

type	article number natural 018	D mm	d mm	e mm	m
B16	0639 0210 018	1,6	0,8	0,45	17
B24	0639 0220 018	2,4	1,2	0,51	15
B32	0639 0230 018	3,2	1,6	0,51	15
B48	0639 0240 018	4,8	2,4	0,51	12
B64	0639 0250 018	6,4	3,2	0,64	12
B95	0639 0260 018	9,5	4,8	0,64	8
B127	0639 0270 018	12,7	6,4	0,64	8
B160	0639 0275 018	16	8	0,64	6
B190	0639 0280 018	19	9,5	0,76	5
B254	0639 0290 018	25,4	12,7	0,89	5



A4/90-01 - Bench support for PLIOFINE



Heat shrinkable sleeving PLIOFINE SAM

PLIOFINE SAM

PLIOFINE SAM

Shrink ratio: 2:1

Material:	cross-linked Polyolefin
Operating temperatures:	-55 to +125°C
Min. shrink temperature:	120°C
Longitudinal change:	±10 % ASTM D2671
Dielectric strength:	20 kV/mm IEC 243
Flame resistance:	self-extinguishing ASTM D2671
Fluid resistance:	good to excellent ISO 1817, ISO 37 MIL-1-23053
Application:	general purpose



Heat shrinkable tubing PLIOFINE is composed of cross-linked Polyolefin (derived from polyethylene), unlike heat shrinkable sleeving PLIO "R" it cannot be melted or welded and has excellent chemical properties. It is cost effective. Dielectric properties, ageing and weather resistance are excellent, and the sleeving needs no special storing conditions as it remains inert up to +50°C.

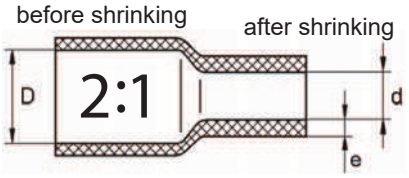

• Cardboard reel

type	artide number black 010	D mm	d mm	e mm	m
SAM 1,2	0603 0005 010	1,2	0,6	0,45	150
SAM 1,6	0603 0010 010	1,6	0,8	0,45	150
SAM 2,4	0603 0020 010	2,4	1,2	0,51	150
SAM 3,2	0603 0030 010	3,2	1,6	0,51	150
SAM 4,8	0603 0050 010	4,8	2,4	0,5	75
SAM 6,4	0603 0060 010	6,4	3,2	0,64	75
SAM 9,5	0603 0080 010	9,5	4,8	0,64	75
SAM 12,7	0603 0090 010	12,7	6,4	0,64	50
SAM 16,0	0603 0100 010	16	8	0,64	50
SAM 19,0	0603 0110 010	19	9,5	0,76	50
SAM 25,4	0603 0120 010	25,4	12,7	0,89	50
SAM 32,0	0603 0130 010	32	16	0,89	50
SAM 38,1	0603 0140 010	38,1	19	1,02	30
SAM 50,8	0603 0150 010	50,8	25,4	1,14	30
SAM 76,2	0603 0160 010	76,2	38,1	1,27	25
SAM 101	0603 0170 010	101,6	50,8	1,4	25



• Length of 1,22 m

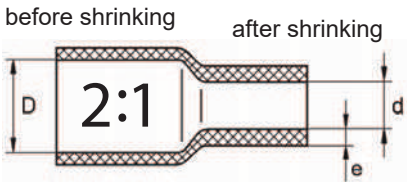

The heat shrinkable sleeving is cut during the manfacturing. This is why it is straight and easy to use. It is not flattened and has no folds which you meet on sleeving on reels.

type	article number black 010	D mm	d mm	e mm	pce
SAM 1,2	0603 0006 010	1,2	0,6	0,45	1
SAM 1,6	0603 0011 010	1,6	0,8	0,45	1
SAM 2,4	0603 0021 010	2,4	1,2	0,51	1
SAM 3,2	0603 0031 010	3,2	1,6	0,51	1
SAM 4,8	0603 0051 010	4,8	2,4	0,5	1
SAM 6,4	0603 0061 010	6,4	3,2	0,64	1
SAM 9,5	0603 0081 010	9,5	4,8	0,64	1
SAM 12,7	0603 0091 010	12,7	6,4	0,64	1
SAM 16,0	0603 0101 010	16	8	0,64	1
SAM 19,0	0603 0111 010	19	9,5	0,76	1
SAM 25,4	0603 0121 010	25,4	12,7	0,89	1
SAM 32,0	0603 0131 010	32	16	0,89	1
SAM 38,1	0603 0141 010	38,1	19	1,02	1
SAM 50,8	0603 0151 010	50,8	25,4	1,14	1
SAM 76,2	0603 0161 010	76,2	38,1	1,27	1
SAM 101	0603 0171 010	101,6	50,8	1,4	1



Heat shrinkable sleeving in lengths are available per piece or per complete pack.

• Dispenser box

type	article number black 010	D mm	d mm	e mm	m
SAM 1,6	0603 0210 010	1,6	0,8	0,45	17
SAM 2,4	0603 0220 010	2,4	1,2	0,51	15
SAM 3,2	0603 0230 010	3,2	1,6	0,51	15
SAM 4,8	0603 0240 010	4,8	2,4	0,5	12
SAM 6,4	0603 0250 010	6,4	3,2	0,64	12
SAM 9,5	0603 0260 010	9,5	4,8	0,64	8
SAM 12,7	0603 0270 010	12,7	6,4	0,64	8
SAM 16,0	0603 0275 010	16	8	0,64	6
SAM 19,0	0603 0280 010	19	9,5	0,76	5
SAM 25,4	0603 0290 010	25,4	12,7	0,89	5



A4/90-01 - Bench support for PLIOFINE



Heat shrinkable sleeving PLIOFINE B-EX

PLIOFINE B-EX

Shrink ratio: 2:1

Material:	cross-linked Polyolefin
Operating temperatures:	-55 to +135°C
Min. shrink temperature:	120°C
Longitudinal change:	±5 %
Dielectric strength:	20 kV/mm
Flame resistance:	self-extinguishing VW1 UL224 V0 UL94
Chemical resistance:	good to excellent according to MIL-DTL-23053/5

Application: The PLIOFINE B-EX heat shrinkable sleevins is versatile. It is used for mechanical and electrical protection. A wide range of colours also makes it ideal for cable identification.

Approval: UL 224



Standard colours:

010	001	002	003	004	006	007	013
black	white	blue	green	yellow	brown	red	grey

\+ 005 orange, 008 purple from types B-EX 240 to B-EX 2540:

Example for order:

code group				detail article				code colour		
0	7	3	9	x	x	x	x	x	x	x

before shrinking / after shrinking

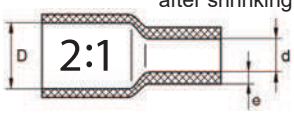







type	D mm	d mm	e mm	cardboard reel article number	m black	m colours	length of 1,22 m article number	pce	dispenser box artide number	m
B-EX 120	1,2	0,6	0,45	0739 0001 ***	150	150	0739 0021 ***	1	-	
B-EX 160	1,6	0,8	0,45	0739 0002 ***	150	150	0739 0022 ***	1	0739 0210 ***	11
B-EX 240(1)	2,4	1,2	0,51	0739 0003 ***	150	150	0739 0023 ***	1	0739 0220 ***	10
B-EX 320(1)	3,2	1,6	0,51	0739 0004 ***	150	150	0739 0024 ***	1	0739 0230 ***	10
B-EX 480(1)	4,8	2,4	0,51	0739 0005 ***	75	75	0739 0025 ***	1	0739 0240 ***	8
B-EX 640(1)	6,4	3,2	0,64	0739 0006 ***	75	75	0739 0026 ***	1	0739 0250 ***	7
B-EX 950(1)	9,5	4,8	0,64	0739 0007 ***	75	75	0739 0027 ***	1	0739 0260 ***	6
B-EX 1270(1)	12,7	6,4	0,64	0739 0008 ***	50	50	0739 0028 ***	1	0739 0270 ***	5
B-EX 1600(1)	16	8	0,76	0739 0016 ***	50	50	0739 0036 ***	1	0739 0275 ***	4
B-EX 1900(1)	19	9,5	0,76	0739 0009 ***	50	30	0739 0029 ***	1	0739 0280 ***	3
B-EX 2540(1)	25,4	12,7	0,89	0739 0010 ***	50	30	0739 0030 ***	1	0739 0290 ***	2
B-EX 3200	32	16	0,89	0739 0011 ***	50	30	0739 0031 ***	1	-	
B-EX 3800	38,1	19	1,02	0739 0012 ***	50	30	0739 0032 ***	1	-	
B-EX 5100	50,8	25,4	1,14	0739 0013 ***	50	30	0739 0033 ***	1	-	
B-EX 7500	76,2	38,1	1,27	0739 0014 010	25	-	0739 0034 010	1	-	
B-EX 10200	101,6	50,8	1,4	0739 0015 010	25	-	0739 0035 010	1	-	

(1) Types B-EX 240 to B-EX 2540 are UL approved.

A4/90-01



• PLIOFINE B-EX sleeves

only available in black.
Any other colours and lengths are available upon request.

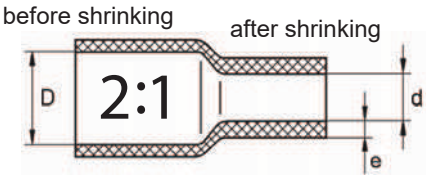

type / length	D mm	d mm	e mm	article number per length 10 mm	15 mm	20 mm	30 mm	50 mm	Pces
B-EX 120/**	1,2	0,6	0,45	0739 0059 010	0739 0071 010	0739 0083 010	0739 0108 010	-	1000
B-EX 160/**	1,6	0,8	0,45	0739 0060 010	0739 0072 010	0739 0084 010	0739 0109 010	-	1000
B-EX 240/**	2,4	1,2	0,51	0739 0061 010	0739 0073 010	0739 0085 010	0739 0110 010	-	1000
B-EX 320/**	3,2	1,6	0,51	0739 0062 010	0739 0074 010	0739 0086 010	0739 0111 010	-	1000
B-EX 480/**	4,8	2,4	0,51	-	0739 0075 010	0739 0087 010	0739 0112 010	-	1000
B-EX 640/**	6,4	3,2	0,64	-	-	0739 0088 010	0739 0113 010	-	1000/500
B-EX 950/**	9,5	4,8	0,64	-	-	-	0739 0114 010	-	500
B-EX 1270/**	12,7	6,4	0,64	-	-	-	0739 0115 010	-	500
B-EX 1600/**	16	8	0,76	-	-	-	0739 0118 010	0739 0166 010	500
B-EX 2540/**	25,4	12,7	0,89	-	-	-	0739 0117 010	0739 0165 010	500





• Sleeves - Kit PLIOFINE

Sturdy box for inside and outdoor use.

type	article number
Kit PLIOFINE with 376 sleeves in pack	0739 0301 000



Box containing the following range of sleeves type B-EX:

Sleeves refills

type / length mm	D mm	d mm	e mm	colour black 010	white 001	blue 002	yellow 004	red 007	quantity per box pieces	article number	pces
B-EX 240/45	2,4	1,2	0,51	X		X		X	120	0739 0311 ***	100
B-EX 320/50	3,2	1,6	0,51	X	X	X	X	X	125	0739 0320 ***	100
B-EX 480/45	4,8	2,4	0,51			X	X	X	51	0739 0331 ***	50
B-EX 640/50	6,4	3,2	0,64			X	X	X	36	0739 0340 ***	25
B-EX 950/100	9,5	4,8	0,64	X				X	18	0739 0350 ***	25
B-EX1270/100	12,7	6,4	0,64	X				X	14	0739 0360 ***	25
B-EX1900/200	19	9,5	0,76	X				X	12	0739 0370 ***	25



Heat shrinkable sleeving PLIOFINE BX-F, flat

PLIOFINE BX-F

Shrink ratio: 2:1

Material:	cross-linked Polyolefin
Colours:	white - yellow
Operating temperatures:	-55 to +135°C
Min. shrink temperature:	120°C
Longitudinal change:	±5 % ASTM D2671
Dielectric strength:	20 kV/mm
Flame resistance:	self-extinguishing ASTM D2671
Chemical resistance:	good to excellent according to MIL-DTL-23053/5 ISO 1817, ISO 37

Application: Sleeving adapted for thermal printing.
On special request, we can deliver the sleeving certified UL 224. Please contact us.



Standard colours:

001	004
white	yellow

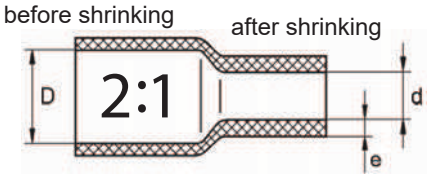

Example for order:

code group		detail article					code colour		
0	7	3	9	x	x	x	x	x	x	x

• On reel

type	article number	D mm	d mm	e mm	m
BX-F 320	0739 0404 ***	3,2	1,6	0,51	9
BX-F 480	0739 0405 ***	4,8	2,4	0,5	9
BX-F 640	0739 0406 ***	6,4	3,2	0,64	9
BX-F 950	0739 0407 ***	9,5	4,8	0,64	9
BX-F 1270	0739 0408 ***	12,7	6,4	0,64	7
BX-F 1600	0739 0409 ***	16	8	0,64	7
BX-F 1900	0739 0410 ***	19	9,5	0,76	7
BX-F 2540	0739 0411 ***	25,4	12,7	0,89	7

Bag available with a European suspension hole.



Heat shrinkable sleeving PLIOFINE BX-P printable

PLIOFINE BX-P

HF RoHS

PLIOFINE BX-P

Shrink ratio: 2:1

Material:	cross-linked Polyolefin
Colours:	white - yellow - black
Operating temperatures:	-55 to +105°C
Min. shrink temperature:	+90°C
Longitudinal change:	±10 %
Dielectric strength:	20 kV/mm
Flame resistance:	ASTM D 635-HB
Fluid resistance:	good to excellent
Chemical resistance:	good to excellent
Specification:	EN45545-2

Application: PLIOFINE BX-P heat shrink tubing is suitable for thermal transfer printing. It has been optimised for use with our PLIOSCRIB M1 STD and M1 Pro printers.



Standard colours:

001	004	010
white	yellow	black

Example for order:

code group				detail article				code colour		
0	7	3	9	x	x	x	x	x	x	x

before shrinking / after shrinking



• Cardboard reel

type	article number	D mm	d mm	e mm	m
BX-P 240	0739 0423 ***	2,4	1,2	0,43	61
BX-P 320	0739 0424 ***	3,2	1,6	0,55	61
BX-P 480	0739 0425 ***	4,8	2,4	0,55	61
BX-P 640	0739 0426 ***	6,4	3,2	0,65	61

• Length of 1,22 m

					pces
BX-P 240	0739 0433 ***	2,4	1,2	0,43	1
BX-P 320	0739 0434 ***	3,2	1,6	0,55	1
BX-P 480	0739 0435 ***	4,8	2,4	0,55	1
BX-P 640	0739 0436 ***	6,4	3,2	0,65	1

The heat-shrinkable sleeving delivered in lengths is available in lengths or pack quantities (10 pieces).

B13/21-01: Printers PLIOSCRIB M1 Pro and M1 STD





Heat shrinkable sleeving PLIOFINE B-EX-03

PLIOFINE B-EX-03

Shrink ratio: 3:1

Material:	cross-linked Polyolefin
Operating temperatures:	-55 to +135°C
Min. shrink temperature:	120°C
Longitudinal change:	±10 %
Dielectric strength:	24 kV/mm
Flame resistance:	self-extinguishing according to UL224 (all colours except natural) FMVSS 302 (natural)
Chemical resistance:	good to excellent according to MIL-DTL-23053/5



Example for order:

code group				detail article				code colour		
0	7	4	7	x	x	x	x	x	x	x

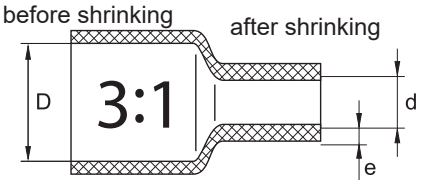

• Cardboard reel

type	art. no. black 010	white 001	blue 002	red 007	natural 018	m	art. no. yellow 004	m	art. no. brown 006	grey 013	m	D mm	d mm	e mm
B-EX-03 150	0747 0010 xxx					150	0747 0010 004	300	0747 0010 xxx		300	1,6	0,5	0,45
B-EX-03 300	0747 0011 xxx					150	0747 0011 004	150	0747 0011 xxx		200	3,2	1	0,55
B-EX-03 480	0747 0012 xxx					75	0747 0012 004	75	0747 0012 xxx		200	4,8	1,5	0,6
B-EX-03 600	0747 0013 xxx					75	0747 0013 004	75	0747 0013 xxx		150	6,4	2	0,65
B-EX-03 900	0747 0014 xxx					75	0747 0014 004	75	0747 0014 xxx		150	9,5	3	0,75
B-EX-03 1200	0747 0015 xxx					50	0747 0015 004	50	0747 0015 xxx		100	12,7	4	0,75
B-EX-03 1800	0747 0016 xxx					30	0747 0016 004	30	0747 0016 xxx		50	19	6	0,85
B-EX-03 2400	0747 0017 xxx					30	0747 0017 004	30	0747 0017 xxx		50	25,4	8	1
B-EX-03 3900	0747 0018 xxx					30	0747 0018 004	30	0747 0018 xxx		30	39	13	1,15

• Dispenser box

Standard colour:

010	001	002	004	006	007	013	018
black	white	blue	yellow	brown	red	grey	natural

type	art. no.	D mm	d mm	e mm	m
B-EX-03 150	0747 0050 xxx	1,6	0,5	0,45	11
B-EX-03 300	0747 0051 xxx	3,2	1	0,55	8
B-EX-03 480	0747 0052 xxx	4,8	1,5	0,6	7
B-EX-03 600	0747 0053 xxx	6,4	2	0,65	6
B-EX-03 900	0747 0054 xxx	9,5	3	0,75	4
B-EX-03 1200	0747 0055 xxx	12,7	4	0,75	3
B-EX-03 1800	0747 0056 xxx	19	6	0,85	3
B-EX-03 2400	0747 0057 xxx	25,4	8	1	2

• Length of 1,22 m

Standard colour:

010
black

type	art. no.	D mm	d mm	e mm	pces
B-EX-03 150	0747 0030 010	1,6	0,5	0,45	1
B-EX-03 300	0747 0031 010	3,2	1	0,55	1
B-EX-03 480	0747 0032 010	4,8	1,5	0,6	1
B-EX-03 600	0747 0033 010	6,4	2	0,65	1
B-EX-03 900	0747 0034 010	9,5	3	0,75	1
B-EX-03 1200	0747 0035 010	12,7	4	0,75	1
B-EX-03 1800	0747 0036 010	19	6	0,85	1
B-EX-03 2400	0747 0037 010	25,4	8	1	1

A4/90-01 - Bench support for PLIOFINE



Heat shrinkable sleeving PLIOFINE BX-VJ-03

PLIOFINE BX-VJ-03

Shrink ratio: 3:1

Material:	cross-linked Polyolefin
Operating temperatures:	-55 to +135°C
Min. shrink temperature:	90°C
Longitudinal change:	±10 % ASTM D2671
Dielectric strength:	24 kV/mm VDE 0303 Part 2
Flame resistance:	self-extinguishing,UL224
Fluid resistance:	good to excellent



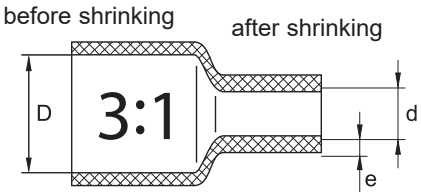

• Cardboard reel

type	article number yellow/green 060	D mm	d mm	e mm	m
BX-VJ-03 320	0747 0140 060	3,2	1	0,55	150
BX-VJ-03 480	0747 0141 060	4,8	1,5	0,6	75
BX-VJ-03 640	0747 0142 060	6,4	2	0,65	75
BX-VJ-03 950	0747 0143 060	9,5	3	0,75	75
BX-VJ-03 1270	0747 0144 060	12,7	4	0,75	50
BX-VJ-03 1900	0747 0145 060	19	6	0,85	30
BX-VJ-03 2400	0747 0146 060	25,4	8	1	30
BX-VJ-03 3900	0747 0147 060	39	13	1,15	30

• Length of 1,22 m

type	article number yellow/green 060	pce	D mm	d mm	e mm
BX-VJ-03 320	0747 0160 060	1	3,2	1	0,55
BX-VJ-03 480	0747 0161 060	1	4,8	1,5	0,6
BX-VJ-03 640	0747 0162 060	1	6,4	2	0,65
BX-VJ-03 950	0747 0163 060	1	9,5	3	0,75
BX-VJ-03 1270	0747 0164 060	1	12,7	4	0,75
BX-VJ-03 1900	0747 0165 060	1	19	6	0,85
BX-VJ-03 2400	0747 0166 060	1	25,4	8	1

• Dispenser box

article number yellow/green 060	m
0747 0170 060	11
0747 0171 060	8
0747 0172 060	7
0747 0173 060	6
0747 0174 060	4
0747 0175 060	3
0747 0176 060	3

A4/90-01 - Bench support for PLIOFINE



Heat shrinkable sleeving PLIOFINE AD-UL-03

PLIOFINE AD-UL-03

Shrink ratio: 3:1

Material:	cross-linked Polyolefin
Colours:	black - transparent
Operating temperatures:	-55 to +110°C
Min. shrink temperature:	120°C
Longitudinal change:	-15 % max. ASTM D2671
Dielectric strength:	22 kV/mm VDE 0303 Part 2
Flame resistance:	self-extinguishing (except transparent)
Fluid resistance:	good to excellent
Certification:	ASTM D876 (except transparent)
Application:	professional use

Specification: PLIOFINE AD-UL-03 heat shrinkable sleeving has an integral thick wall adhesive which when heated, melts and flows, yielding a sealed waterproof sleeve.



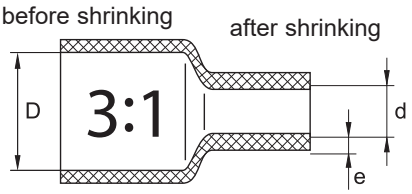

• Length of 1,22 m

type	article number black 010	article number transparent 011	D mm	d mm	e mm	pces
AD-UL-03 300	0747 0070 010	0747 0070 011	3,2	0,9	1	1
AD-UL-03 480	0747 0071 010	0747 0071 011	4,7	1,5	1,2	1
AD-UL-03 600	0747 0072 010	0747 0072 011	6,4	2	1,3	1
AD-UL-03 900	0747 0073 010	0747 0073 011	9,5	3,4	1,3	1
AD-UL-03 1200	0747 0074 010	0747 0074 011	12,7	5	1,4	1
AD-UL-03 1900	0747 0075 010	0747 0075 011	19,1	8	1,7	1
AD-UL-03 2400	0747 0076 010	0747 0076 011	25,4	10,2	1,9	1
AD-UL-03 3900	0747 0077 010	-	38,1	15,2	3	1



Heat shrinkable sleevings in lengths of 1,22 m are available per piece or complete pack, but also on reels upon request.

• Bench support for 6 PLIOFINE dispenser boxes



type	article number	
SUSAM-340	0603 0490 000	1

- Can be fixed to a wall to allow horizontal or vertical dispensing of the sleeving.
- Firmly grips all dispenser boxes.
- Fully transportable.
- Capacity for 6 dispenser boxes.
- Dimensions: 370 x 215 x 65 mm
- Empty weight: 1250 g
- Material: electrogalvanized sheet steel.

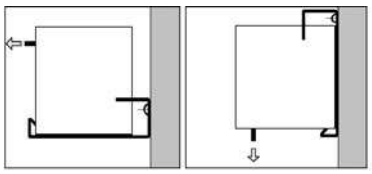

horizontal output of the sleeving

vertical output of the sleeving

• Hot air guns

The illustrations below give an indication of our range of Hot air guns.
If you need more details, please see section TOOLS in Group D7 of this catalogue.



Piezo IRODA
0533 0120 000



SES-Leister Electron ST
0594 0002 000



SES HL1620S
0533 0100 000



Leister HOTWIND PREMIUM
0594 0050 000

• Printer

If you need more details, please see section MARKING SYSTEM in Group B13 of this catalogue.

Printer for identifying a large range of our heat shrinkable sleevings:



PLIOSCRIB M1-Pro
0378 0500 000

A5

Protection tubing















Spiral tubing

SES-STERLING offers a range of products for the maintenance and protection of wire harnesses and their derivations:



• Spiral binding PLIOSPIRE

page	type	material	temperatures	colours	flame resistance	halogene free	specification
A5/1-01	PLIOSPIRE PE	PE	-50 to +85°C	natural, red, orange, blue, yellow, grey, black	-	X	-
		PE AF	-50 to +75°C	white	V2 UL94	traces	flame resistant
	PLIOSPIRE PVC	PVC	-15 to +80°C	transparent, red, blue, yellow, white, black *	-	-	-
A5/1-02	PLIOSPIRE PP	PP	-40 to +90°C	black	-	X	weather resistant
	PLIOSPIRE PA	PA	-40 to +120°C	black	HB UL94	X	weather resistant
	PLIOSPIRE PTFE	PTFE	-200 to +260°C	white	V0 UL94	-	for extreme temperatures
A5/1-03	PLIOSPIRE MDE	PP with metal particles	-20 to +70°C	metal blue	-	X	sensitive to metal detectors
A5/1-04	PLIOSPIRE ESD	PO electricaly conducting (ESD)	-50 to +60°C	black	-	X	antistatic
	Guide PLIOSPIRE for easier application				Operating instruction in video		





• Spiral binding with double helix PLIOSPIRE^{PLUS}

page	type	material	temperatures	colours	flame resistance	halogene free	specification
A5/2-01	PLIOSPIRE ^{PLUS}	PE	-50 to +85°C	black, natural	-	X	double helix



• Protection tubing PLIOZIP

page	type	material	temperatures	colours *	flame resistance	halogene free	specification
A5/3-01	PLIOZIP tubing	PP	-30 to +85°C	black, white, light grey, silver	HB UL94	X	good chemical resistance
A5/3-02	PLIOZIP tool				Operating instruction in video		



* Other colours available on special request.

Spiral Binding
for Ø 1,5 to 100 mm

PLIOSPIRE

RoHS

PLIOSPIRE PE

	PE	PE-AF
Materials:	polyethylene	polyethylene (flame resistant)
Operating temperatures:	-50 to +85°C	-50 to +75°C
Density:	0,92	0,97
Tensile strength:	12 N/mm²	12 N/mm²
Ultimate elongation:	550 %	400 %
Dielectric strength:	> 25 kV/mm	> 25 kV/mm
Flammability:	-	V2 UL94
Specifications:	HF	some halogene



type	article number natural 018	red 007	orange 005	blue 002	yellow 004	grey 013	black 010	capacity Ø mm	Ø o.d. mm	wall thickness (mm)	helix pitch mm	m
PE 3	0819 0001 018	0819 0024 007	0819 0024 005	0819 0024 002	0819 0024 004	0819 0004 013	0819 0004 010	1,5...7	3	0,75	5	50
PE 6	0819 0002 018	0819 0025 007	0819 0025 005	0819 0025 002	0819 0025 004	0819 0005 013	0819 0005 010	5...20	6	0,8	12	25*
PE 12	0819 0003 018	0819 0026 007	0819 0026 005	0819 0026 002	0819 0026 004	0819 0006 013	0819 0006 010	10...40	12	1	16	25*
PE 17	0819 0029 018	-	-	-	-	-	0819 0029 010	20...60	17	1,4	24	25
PE 22	0819 0021 018	-	-	-	-	-	0819 0022 010	25...100	22	1,4	24	25

type	article number white 001	capacity Ø mm	Ø o.d. mm	wall thickness mm	helix pitch mm	m
PE 3 AF	0819 0007 001	1,5...7	3	0,75	5	50
PE 6 AF	0819 0008 001	5...20	6	0,8	12	25*
PE 12 AF	0819 0009 001	10...40	12	1,5	10	25*
PE 22 AF	0819 0023 001	25...100	22	1,5	10	25

* To facilitate the hooping, a PLIOSPIRE guide is delivered with each package for types 6 and 12.

PLIOSPIRE PVC

Material:	PVC quality 9921
Operating temperatures:	-15 to +80°C
Density:	1,30
Tensile strength:	25 N/mm²
Ultimate elongation:	300 %
Dielectric strength:	20 kV/mm



type	article number transparent ~~011~~	red 007	blue 002	yellow 004	white 001	black* 010	capacity Ø mm	Ø o.d. mm	wall thickness mm	helix pitch mm	m
PVC 3	0819 0013 011	0819 0013 007	0819 0013 002	0819 0013 004	0819 0013 001	0819 0013 010	1,5...7	3	0,75	5	50
PVC 6	0819 0014 011	0819 0014 007	0819 0014 002	0819 0014 004	0819 0014 001	0819 0014 010	5...20	6	1	8	25*
PVC 12	0819 0015 011	0819 0015 007	0819 0015 002	0819 0015 004	0819 0015 001	0819 0015 010	10...40	12	1,5	10	25*

** colour black: weather resistant.

Spiral Binding
for Ø 2 to 40 mm depending on model

PLIOSPIRE

PLIOSPIRE

	PP	PA	PTFE
Materials:	polypropylene weather resistant	polyamid weather resistant	polytetrafluorethylene for extreme temperatures
Colours:	black	black	natural (translucent)
Operating temperatures:	-40 to +90°C	-40 to +120°C	-200 to +260°C
Density:	0,90	1,08	2,20
Tensile strength:	30 N/mm²	35 N/mm²	20 N/mm²
Ultimate elongation:	500 %	240 %	300 %
Dielectric strength:	>25 kV/mm	16 kV/mm	50 kV/mm
Flammability:	-	HB UL94	V0 UL94
Specifications:	HF	HF	-



type	article number PP black 010	type	article number PA black 010	capacity Ø mm	Ø o.d. mm	wall thickness mm	helix pitch mm	m
PP 3	0819 0010 010	**PA 3**	0819 0016 010	2...7	3	0,4	5	50
PP 6	0819 0011 010	**PA 6**	0819 0017 010	5...20	6	0,6	8	25*
PP 12	0819 0012 010	**PA 12**	0819 0018 010	10...40	12	0,8	10	25*

* To facilitate the hooping, a PLIOSPIRE guide is delivered with each package for types 6 and 12.

type	article number PTFE natural 001	capacity Ø mm	Ø o.d. mm	wall thickness mm	helix pitch mm	m
PTFE 3	0819 0019 001	2...7	3	0,5	5	10
PTFE 6	0819 0020 001	5...20	6	0,75	8	10*

All PLIOSPIRE cable bindings can be supplied in customised lengths. Please ask our sales staff.

• PLIOSPIRE Tool (for easier application)

type	article number	for types	
Tool	0819 0101 001	6 - 12	10

Operating instruction in video

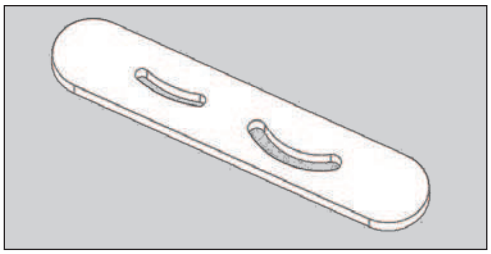

How to use the PLIOSPIRE tool:

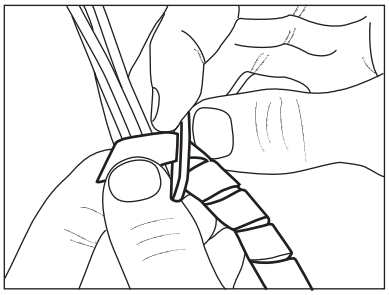

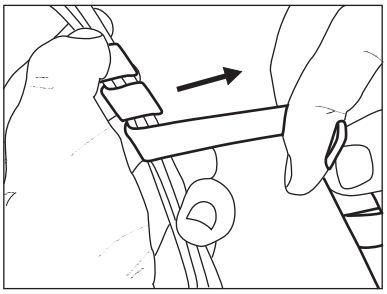

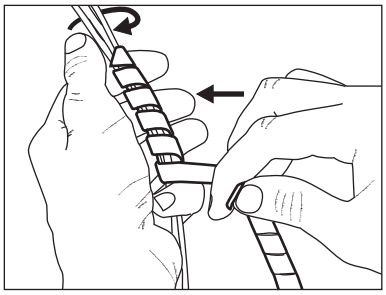

Spiral binding
sensitive to metal detectors

PLIOSPIRE MDE

HF RoHS

PLIOSPIRE MDE

Material: Polypropylene with metal particles
Colour: metal blue
Operating temperatures: -20 to +70°C
Ultimate elongation: 100 %
Chemical resistance: good resistance to acids, alkalis and detergents
Specification: adapted to the success of a HACCP** processes.

Application: The presence of metal particles in the spiral binding allows for easy detection thanks to any metal detector. This spiral binding is thus used in electrical equipment boxes or chains of production in food and pharmaceutical industries to limit the risks of product contamination.



** HACCP : Hazard Analysis Critical Control Point

type	article number 093	capacity Ø mm	Ø o.d. mm	wall thickness mm	helix pitch mm	m
PP6 MDE	0819 0082 093	5...20	6	0,8	8	25
PP12 MDE	0819 0083 093	10...40	12	1	10	25

The spiral binding PLIOSPIRE MDE is available in special lengths upon request.
Please consult us.

C12/3-01



C12/3-02



b7/3-07



Spiral binding
antistatic

PLIOSPIRE ESD

Material: Polyolefin, electrically conducting material (ESD)

Colour: black

Operating temperatures: -50 to +60°C

Ultimate elongation: > 600 %

Surface resistivity: ≤10E4 Ω

Application: the antistatic PLIOSPIRE spiral binding prevents the accumulation of charges for the protection of the installations. It must be grounded for optimal efficiency. For use in EPA (ESD Protected Area) areas.



type	article number	capacity Ø mm	Ø o.d. mm	wall thick-ness mm	helix pitch mm	m
PE 3 ESD	0819 0035 010	1,5...7	3	0,75	5	50
PE 6 ESD	0819 0036 010	5...20	6	0,8	8	25
PE 12 ESD	0819 0037 010	10...40	12	1	16	25

The spiral binding PLIOSPIRE ESD is available in special lengths upon request.
Please consult us.

PLIOSPIRE Plus

Material:	polyethylene
Operating temperatures:	-50 to +85°C
Density:	0,92
Tensile strength at break:	12 N/mm²
Ultimate elongation:	550 %
Dielectric strength:	>25 kV/mm

Application : Due to the double helix in Pliospire[Plus], cable bundles can be handled more quickly with the added advantage of branching where required. Pliospire[Plus] is delivered in coils in bags and can be taken from the package where required without twisting or tangling.



type	article number black * 010	article number natural 018	capacity Ø mm	Ø i.d. mm	wall thickness mm	spiral pitch mm	m
PE 3 Plus	0819 0041 010	0819 0031 018	1,5...7	1,5	0,75	2 x 4	50
PE 6 Plus	0819 0042 010	0819 0032 018	5...20	4	1	2 x 6	25
PE 12 Plus	0819 0043 010	0819 0033 018	10...40	9	1,5	2 x 8	25
PE 22 Plus	0819 0044 010	0819 0034 018	25...100	19	1,5	2 x 8	25

* Color black: Weather resistant



PLIOZIP protection tubing
for cable harnesses

PLIOZIP

Material:	polypropylene
Colours:	white, black, light grey, silver
Operating temperatures:	-30 to +85°C (+90°C short time)
Volume resistivity:	10^{12} Ω.cm
Flame resistance:	HB UL94
U.V. resistance:	good
Chemical resistance:	good against most solvents and chemical agents, mineral fats and oils, gasoline....

Applications: hold and protection of cable harnesses in fixed or mobile electrical installations, especially in mechanical engineering and panel construction.



Example for order:

Colours:

001	010	025	097
white	black	light grey	silver

code group				detail article				code colour		
0	8	2	0	x	x	x	x	x	x	x

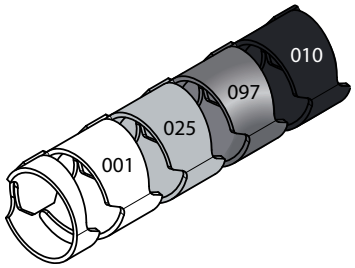

• In rolls

type	art. no. in roll	nominal Ø mm	wall thickness mm	capacity Ø max. mm	m
PLIOZIP 08 PP	0820 0001 ***	**8**	0,8	10	100
PLIOZIP 15 PP	0820 0002 ***	**15**	0,8	16	50
PLIOZIP 20 PP	0820 0003 ***	**20**	0,9	23	30
PLIOZIP 25 PP	0820 0004 ***	**25**	1	25	20
PLIOZIP 32 PP	0820 0005 ***	**32**	1,3	32	15



• In lengths of 2 m

type	art. no. in lengths	nominal Ø mm	wall thickness mm	capacity Ø max. mm	m	
PLIOZIP 15 PP L2	0820 0012 ***	**15**	0,8	16	2	⌓
PLIOZIP 20 PP L2	0820 0013 ***	**20**	0,9	23	2	⌓
PLIOZIP 25 PP L2	0820 0014 ***	**25**	1	25	2	⌓





⌓ Bag available with a European suspension hole.



Other colours and lengths available upon request.

Mounting tool
for PLIOZIP protection tubing

type	art. no.	for tubing	pce
PLIOZIP 08	0820 0101 000	PLIOZIP 08	1
PLIOZIP 15	0820 0102 000	PLIOZIP 15	1
PLIOZIP 20/25	0820 0103 000	PLIOZIP 20 - PLIOZIP 25	1
PLIOZIP 32	0820 0105 000	PLIOZIP 32	1



In every pack there is a mounting tool in PP. These tools can be ordered additionally or as a replacement.



Operating instruction









Operating instruction in video

A6

Braided sleeving PLIOSIL











Braided sleeving PLIOSIL

SES-STERLING is a main supplier of expandable braided sleeving in thermoplast.

PLIOSIL expandable braided sleeving is the ideal product to **support** and **protect** harnesses.
SES-STERLING offers a wide range of expandable braided sleevings in different lengths, packaging, material and colours.

• A6/1 - Expandable braided sleeving PLIOSIL

page	type	material	temperatures	specifications	norm	halogene free
A6/1-01	PLIOSIL-PET	PET	-50 to +130°C	UL94V2	EN45545 NF F16-101/102	X
A6/1-02	PLIOSIL PET-S	PET	-50 to +130°C	UL94V2	EN45545 NF F16-101/102	X
A6/1-03	PLIOSIL-PA	PA6.6	-55 to +135°C	UL94V2	NF F16-101/102	X
A6/1-04	PLIOSIL-PET-VO	PBT	-50 to +150°C	UL94V0	-	-



• A6/2 - Braided insulating sleeving PLIOSIL HT

page	type	material	temperatures	breakdown strength	specifications
A6/2-01	PLIOSIL HT	fiberglass high temperature treated	-30 to +250°C	1kV	UL 1441
A6/2-02	PLIOSIL HT-P	fiberglass and polyurethane coating	-30 to +155°C	4kV	-
A6/2-03	PLIOSIL HT-S	fiberglass with silicone coating	-60 to +250°C	1,5kV 2,5kV 4kV	UL 1441 IEC60684-3-400/402



• A6/3 - Braided sleeving for schielding PLIOSIL EMI

page	type	material	temperatures	flame resistance
A6/3-01	EMI	copper filament	-40 à +150°C	VW1



• A6/4 -Self closing textile braided sleeving PLIOSIL PLIOSIL WS

page	type	material	temperatures	flame resistance
A6/4-01	PLIOSIL WS	PET	-50 to +150°C	V0 UL94



• A6/5 - Hot wire cutting machine

SES-STERLING offers a few useful hot wire cutters which have been specially adapted for this type of sleeving and allow an **optimal working**. Use of these tools obviates fraying as the hot wire cuts and welds the sleeving at the same time.

page	type	power	time to heat	cutting temperature	norms
A6/5-01	FILICUT	12V - 24W	instant	-	NF EN 60335-2-45
	HSG 0	230V - 60W	6 to 8 sec	600°C	89/336/CEE 73/23/CEE
A6/5-02	PLIOCUT A	230V - 20W	instant	400°C	IEC-EN 61558-2-6
	HSG 00 HSG-00-VW	230V - 40W	6 to 8 sec	600°C	-
	IRODA	butane	-	650°C	-



Braided sleeving PLIOSIL

Packaging:	PET	PET-S	PA	PET-V0	HT	HT-P	HT-S	EMI	WS
• **Boxes** for standard use	X	X	X	X				X	
• **Industrial packs on reels** for bulk consumers.	X		X	X	X	X	X	X	X
• **Dispenser boxes** ideal for bench-work.	X								

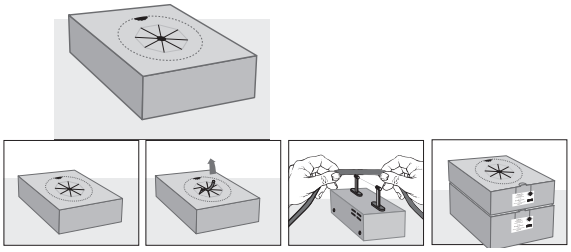

Storage and dispenser box

Open the punched central hole when dispensing the sleeving

Sleevings should be cut with a hot wire or a hot cutter thus cutting and welding the polyester at the same time

The remaining sleeving is very well protected in the box and can be stored in it.

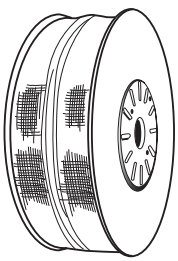



Braided sleeving in lengths upon request

As a special service, we supply braided sleeving in lengths as from 50mm. These lengths are cut with hot wire cutting machines.

Both ends are welded and thus will not fray.

Please contact us.



Accessories:

Page

Ligation with

- C12/01-01 our SES-QUICK cable ties
- A1/1-01 our HELAVIA® sleeves



- A4/90-01 **SUSAM-340 bench support**

Bench support especially made for the showing of 6 dispenser boxes which are firmly gripped.



PLIOSIL-PET expandable braided sleeving
in Polyethylene Terephthalate

PLIOSIL-PET

HF RoHS

PET Expansion ratio 1 to 2

Material:	PET
Covering:	≥ 70%
Operating temperatures:	-50 to +130°C
Melting point:	+260°C
Flame resistance:	self-extinguishing (V2 UL94)
Specifications:	V2 UL94 EN 45545 NF F16-101 / F16-102 halogene free

Applications: sleeving with an expansion ratio from 1 to 2 for general use. It has been developped for rail industry.



• Boxes

type		article number black 010	article number grey 013	cover according to DIN 65164	expansion in Ø (mm)	m
PET	3	0624 0001 010	0624 0001 013	85%	2 ... 6	100
PET	4	0624 0002 010	0624 0002 013	89%	3 ... 8	100
PET	5	0624 0003 010	0624 0003 013	84%	4 ... 10	100
PET	6	0624 0004 010	0624 0004 013	81%	6 ... 12	100
PET	8	0624 0005 010	0624 0005 013	80%	8 ... 16	100
PET	10	0624 0006 010	0624 0006 013	78%	10 ... 20	100
PET	12	0624 0007 010	0624 0007 013	77%	12 ... 24	50
PET	15	0624 0008 010	0624 0008 013	76%	15 ... 27	50
PET	20	0624 0009 010	0624 0009 013	70%	19 ... 32	25
PET	25	0624 0010 010	0624 0010 013	74%	24 ... 38	25
PET	30	0624 0011 010	0624 0011 013	77%	28 ... 47	25
PET	40	0624 0013 010	0624 0013 013	74%	40 ... 63	25
PET	50	0624 0015 010	0624 0015 013	79%	45 ... 75	25
PET	60	0624 0016 010	0624 0016 013	83%	48 ... 92	25



• Industrial pack - on reel - long lengths

type		article number black 010	article number grey 013	cover according to DIN 65164	expansion in Ø (mm)	m
PET	3 indus	0624 0201 010	0624 0201 013	85%	2 ... 6	1000
PET	4 indus	0624 0202 010	0624 0202 013	89%	3 ... 8	1000
PET	5 indus	0624 0203 010	0624 0203 013	84%	4 ... 10	400
PET	6 indus	0624 0204 010	0624 0204 013	81%	6 ... 12	400
PET	8 indus	0624 0205 010	0624 0205 013	80%	8 ... 16	300
PET	10 indus	0624 0206 010	0624 0206 013	78%	10 ... 20	300
PET	12 indus	0624 0207 010	0624 0207 013	77%	12 ... 24	300
PET	15 indus	0624 0208 010	0624 0208 013	76%	15 ... 27	300
PET	20 indus	0624 0209 010	0624 0209 013	70%	19 ... 32	200
PET	25 indus	0624 0210 010	0624 0210 013	74%	24 ... 38	200
PET	30 indus	0624 0211 010	0624 0211 013	77%	28 ... 47	150
PET	40 indus	0624 0213 010	0624 0213 013	74%	40 ... 63	100
PET	50 indus	0624 0215 010	0624 0215 013	79%	45 ... 75	100
PET	60 indus	0624 0216 010	0624 0216 013	83%	48 ... 92	50



PLIOSIL-PET expandable braided sleeving
in Polyethylene Terephthalate

PLIOSIL-PET
PLIOSIL-PET-S

HF RoHS

• Dispenser box - short length (10 m)

type		article number black 010	article number grey 013	cover according to DIN 65164	expansion in Ø (mm)	m
PET	3 x 10 m	0624 0401 010	0624 0401 013	85%	2 ... 6	10
PET	4 x 10 m	0624 0402 010	0624 0402 013	89%	3 ... 8	10
PET	5 x 10 m	0624 0403 010	0624 0403 013	84%	4 ... 10	10
PET	6 x 10 m	0624 0404 010	0624 0404 013	81%	6 ... 12	10
PET	8 x 10 m	0624 0405 010	0624 0405 013	80%	8 ... 16	10
PET	10 x 10 m	0624 0406 010	0624 0406 013	78%	10 ... 20	10
PET	12 x 10 m	0624 0407 010	0624 0407 013	77%	12 ... 24	10
PET	15 x 10 m	0624 0408 010	0624 0408 013	76%	15 ... 27	10
PET	20 x 10 m	0624 0409 010	0624 0409 013	70%	19 ... 32	10
PET	25 x 10 m	0624 0410 010	0624 0410 013	74%	24 ... 38	10
PET	30 x 10 m	0624 0411 010	0624 0411 013	77%	28 ... 47	10
PET	40 x 10 m	0624 0413 010	0624 0413 013	74%	40 ... 63	10



PET-S

Expansion ratio 1 to 3

Material:	PET
Covering:	≥ 55%
Operating temperatures:	-50 to +130°C
Melting point:	+260°C
Flame resistance:	self-extinguishing (V2 UL94)
Specifications:	V2 UL94 EN45545 NF F16-101 / F16-102 halogene free

Applications: low cost sleeving with an expansion ratio from 1 to 3 for general use for smaller cover ratios.



• Box

type	article number black 010	article number grey 013	cover according to DIN 65164	expansion in Ø (mm)	m
PET-S 15	0624 0018 010	0624 0018 013	78%	10 ... 30	25
PET-S 35	0624 0019 010	0624 0019 013	55%	20 ... 60	25



A6/5-02



C12/1-01 & A1/1-01



A4/4-03



Sleeves in lengths on request



PLIOSIL-PA expandable braided sleeving
in polyamide 6.6

PLIOSIL-PA

HF RoHS

PA

Material: PA6.6
Covering: ≥ 80%
Operating temperatures: -55 to +135°C
Melting point: +255°C
Flame resistance: self-extinguishing (V2 UL94)
Specifications: V2 UL94
NF F16-101/ F16-102
halogene free

Applications: this sleeving has been specifically developed for aeronautic, space, automobile and rail industries.



• Boxes

type		article number black 010	article number grey 013	cover according to DIN 65164	expansion in Ø (mm)	m
PA	4	0624 0022 010	0624 0022 013	84%	3 ... 7	100
PA	6	0624 0023 010	0624 0023 013	85%	5 ... 8	100
PA	8	0624 0024 010	0624 0024 013	83%	7 ...10	100
PA	10	0624 0025 010	0624 0025 013	84%	9 ...13	50
PA	12	0624 0026 010	0624 0026 013	84%	11 ...16	50
PA	16	0624 0027 010	0624 0027 013	83%	15 ...21	50
PA	20	0624 0028 010	0624 0028 013	81%	20 ...26	50
PA	25	0624 0030 010	0624 0030 013	85%	24 ...31	50
PA	30	0624 0031 010	0624 0031 013	86%	28 ...38	50
PA	40	0624 0032 010	0624 0032 013	80%	38 ...50	50



• Industrial pack - on reel - long lenght

type		article number black 010	article number grey 013	cover according to DIN 65164	expansion in Ø (mm)	m
PA	4 indus	0624 0222 010	0624 0222 013	84%	3 ... 7	1000
PA	6 indus	0624 0223 010	0624 0223 013	85%	5 ... 8	400
PA	8 indus	0624 0224 010	0624 0224 013	83%	7 ...10	300
PA	10 indus	0624 0225 010	0624 0225 013	84%	9 ...13	300
PA	12 indus	0624 0226 010	0624 0226 013	84%	11 ...16	300
PA	16 indus	0624 0227 010	0624 0227 013	83%	15 ...21	300
PA	20 indus	0624 0228 010	0624 0228 013	81%	20 ...26	200
PA	25 indus	0624 0230 010	0624 0230 013	85%	24 ...31	200
PA	30 indus	0624 0231 010	0624 0231 013	86%	28 ...38	150
PA	40 indus	0624 0232 010	0624 0232 013	80%	38 ...50	100



A6/5-02



A4/4-03



C12/1-01 & A1/1-01



Sleeves in lengths on request



PLIOSIL PET-V0 expandable braided sleeving in POLYESTER V0

PET-V0

Material: PBT
Covering: ≥ 75%
Operating temperatures: -50 to +150°C
Melting point: +225°C
Flame resistance: self-extinguishing (V0 UL94)
Specifications: V0 UL94

Applications: used in the application that need V0 quality.



• Boxes

type		article number black 010	article number grey 013	cover according to DIN 65164	expansion in Ø (mm)	m
PET-V0	4	0624 0072 010	0624 0072 013	78%	3 ... 7	100
PET-V0	6	0624 0073 010	0624 0073 013	80%	5 ... 8	100
PET-V0	8	0624 0074 010	0624 0074 013	78%	7 ... 10	100
PET-V0	10	0624 0075 010	0624 0075 013	78%	9 ... 13	50
PET-V0	12	0624 0076 010	0624 0076 013	78%	11 ... 16	50
PET-V0	16	0624 0077 010	0624 0077 013	77%	15 ... 21	50
PET-V0	20	0624 0078 010	0624 0078 013	75%	20 ... 26	50
PET-V0	25	0624 0080 010	0624 0080 013	79%	24 ... 31	50
PET-V0	30	0624 0081 010	0624 0081 013	80%	28 ... 38	50
PET-V0	40	0624 0082 010	0624 0082 013	75%	38 ... 50	50



• Industrial pack - on reel - long length

type		article number black 010	article number grey 013	cover according to DIN 65164	expansion in Ø (mm)	m
PET-V0	4	0624 0272 010	0624 0272 013	78%	3 ... 7	1000
PET-V0	6	0624 0273 010	0624 0273 013	80%	5 ... 8	400
PET-V0	8	0624 0274 010	0624 0274 013	78%	7 ... 10	300
PET-V0	10	0624 0275 010	0624 0275 013	78%	9 ... 13	300
PET-V0	12	0624 0276 010	0624 0276 013	78%	11 ... 16	300
PET-V0	16	0624 0277 010	0624 0277 013	77%	15 ... 21	300
PET-V0	20	0624 0278 010	0624 0278 013	75%	20 ... 26	200
PET-V0	25	0624 0280 010	0624 0280 013	79%	24 ... 31	200
PET-V0	30	0624 0281 010	0624 0281 013	80%	28 ... 38	150
PET-V0	40	0624 0282 010	0624 0282 013	75%	38 ... 50	100



A6/5-02



A4/4-03



C12/1-01 & A1/1-01



Sleeves in lengths on request



PLIOSIL braided insulating sleeving
high temperature in fiberglass

HF RoHS

PLIOSIL HT

Material: fiberglass
high temperature treated
Colour: grey
Operating temperatures: -30 to +250°C (+320° short time)
Thermal class: C
Breakdown strength: 1kV
Flame resistance: self-extinguishing (VW1)
Specifications: UL 1441

Applications: Very good flexibility and suppleness, excellent heat resistance, PLIOSIL HT is recommended for thermal and mechanical protection of wire and cable in electromechanical fields, motors, transformers, heating appliances, automobiles, measures and regulations...



type	int. Ø mm	article number	wall thickness (mm)	m
PLIOSIL HT	**0,5***	0637 0101 013	0,35	200
PLIOSIL HT	**0,8***	0637 0102 013	0,35	200
PLIOSIL HT	**1***	0637 0103 013	0,35	200
PLIOSIL HT	**1,5***	0637 0104 013	0,35	200
PLIOSIL HT	**2***	0637 0105 013	0,35	200
PLIOSIL HT	**2,5***	0637 0106 013	0,35	200
PLIOSIL HT	**3***	0637 0107 013	0,4	200
PLIOSIL HT	**3,5***	0637 0108 013	0,4	200
PLIOSIL HT	**4**	0637 0109 013	0,4	200
PLIOSIL HT	**5**	0637 0110 013	0,5	100
PLIOSIL HT	**6**	0637 0111 013	0,5	100
PLIOSIL HT	**7**	0637 0112 013	0,5	100
PLIOSIL HT	**8**	0637 0113 013	0,5	100
PLIOSIL HT	**9**	0637 0114 013	0,6	100
PLIOSIL HT	**10**	0637 0115 013	0,6	100
PLIOSIL HT	**12**	0637 0116 013	0,6	100
PLIOSIL HT	**14**	0637 0117 013	0,7	100
PLIOSIL HT	**16**	0637 0118 013	0,7	100
PLIOSIL HT	**18**	0637 0119 013	0,8	100
PLIOSIL HT	**20**	0637 0120 013	0,8	100

* models only on request.

PLIOSIL braided insulating sleeving
high temperature in fiberglass with polyurethane coating

PLIOSIL HT-P

Material: fiberglass and polyurethane coating

Colour: natural (= yellow amber)

Operating temperatures: -30 to +155°C (+185°C short time)

Thermal class: F

Breakdown strength: 4kV

Applications: Very good flexibility and suppleness, excellent dielectric strength and very good resistance to oils and oil derivatives, PLIOSIL HT-P is recommended for the protection of electrical wires and cables in the field of rotating machines (alternators, generators), inductors transformers and Class B F, ...



type	int. Ø mm	article number	wall thickness (mm)	m
PLIOSIL HT-P	**0,5**	0637 0201 018	0,45	200
PLIOSIL HT-P	**0,8**	0637 0202 018	0,45	200
PLIOSIL HT-P	**1**	0637 0203 018	0,45	200
PLIOSIL HT-P	**1,5**	0637 0204 018	0,45	200
PLIOSIL HT-P	**2**	0637 0205 018	0,45	200
PLIOSIL HT-P	**2,5**	0637 0206 018	0,45	200
PLIOSIL HT-P	**3**	0637 0207 018	0,47	200
PLIOSIL HT-P	**3,5**	0637 0208 018	0,47	200
PLIOSIL HT-P	**4**	0637 0209 018	0,47	200
PLIOSIL HT-P	**5**	0637 0210 018	0,5	100
PLIOSIL HT-P	**6**	0637 0211 018	0,5	100
PLIOSIL HT-P	**7**	0637 0212 018	0,5	100
PLIOSIL HT-P	**8**	0637 0213 018	0,55	100
PLIOSIL HT-P	**9**	0637 0214 018	0,55	100
PLIOSIL HT-P	**10**	0637 0215 018	0,65	100
PLIOSIL HT-P	**12**	0637 0216 018	0,65	100
PLIOSIL HT-P	**14**	0637 0217 018	0,65	100
PLIOSIL HT-P	**16**	0637 0218 018	0,65	100
PLIOSIL HT-P	**18**	0637 0219 018	0,75	100
PLIOSIL HT-P	**20**	0637 0220 018	0,75	100

PLIOSIL braided insulating sleeving
high temperature in fiberglass with silicone coating

PLIOSIL HT-S

Material: fiberglass with silicone coating
Colour: red brick
Operating temperatures: -60 to +250°C (+290°C short time)
Thermal class: C
Breakdown strenght: 1,5kV - 2,5kV - 4kV (depending on model)
Flame resistance: self-extinguishing (VW1)
Spécifications: UL 1441
IEC60684-3-400/402

Applications: Very good flexibility and suppleness, excellent thermal and dielectric strength, PLIOSIL HT-S is recommended for thermal and electrical protection of wires and cables in electromechanical fields, appliances, lighting, motors and transformers, heating appliances, automobiles, measures and regulations. ..



type	int. Ø mm	article number 1,5kV	wall thickness (mm)	article number 2,5kV	wall thickness (mm)	article number 4kV	wall thickness (mm)	m
PLIOSIL HT-S	0,5	0637 0301 007	0,4	0637 0401 007	0,41	0637 0501 007	0,5	200
PLIOSIL HT-S	0,8	0637 0302 007	0,4	0637 0402 007	0,41	0637 0502 007	0,5	200
PLIOSIL HT-S	1	0637 0303 007	0,4	0637 0403 007	0,41	0637 0503 007	0,5	200
PLIOSIL HT-S	1,5	0637 0304 007	0,4	0637 0404 007	0,41	0637 0504 007	0,5	200
PLIOSIL HT-S	2	0637 0305 007	0,4	0637 0405 007	0,41	0637 0505 007	0,5	200
PLIOSIL HT-S	2,5	0637 0306 007	0,4	0637 0406 007	0,41	0637 0506 007	0,5	200
PLIOSIL HT-S	3	0637 0307 007	0,5	0637 0407 007	0,52	0637 0507 007	0,52	200
PLIOSIL HT-S	3,5	0637 0308 007	0,5	0637 0408 007	0,52	0637 0508 007	0,52	200
PLIOSIL HT-S	4	0637 0309 007	0,5	0637 0409 007	0,52	0637 0509 007	0,52	200
PLIOSIL HT-S	5	0637 0310 007	0,5	0637 0410 007	0,52	0637 0510 007	0,55	100
PLIOSIL HT-S	6	0637 0311 007	0,5	0637 0411 007	0,52	0637 0511 007	0,55	100
PLIOSIL HT-S	7	0637 0312 007	0,5	0637 0412 007	0,52	0637 0512 007	0,55	100
PLIOSIL HT-S	8	0637 0313 007	0,5	0637 0413 007	0,52	0637 0513 007	0,55	100
PLIOSIL HT-S	9	0637 0314 007	0,5	0637 0414 007	0,62	0637 0514 007	0,65	100
PLIOSIL HT-S	10	0637 0315 007	0,6	0637 0415 007	0,62	0637 0515 007	0,65	100
PLIOSIL HT-S	12	0637 0316 007	0,6	0637 0416 007	0,62	0637 0516 007	0,65	100
PLIOSIL HT-S	14	0637 0317 007	0,6	0637 0417 007	0,62	0637 0517 007	1,12	100
PLIOSIL HT-S	16	0637 0318 007	0,6	0637 0418 007	0,62	0637 0518 007	1,12	100
PLIOSIL HT-S	18	0637 0319 007	0,6	0637 0419 007	0,72	-	-	100
PLIOSIL HT-S	20	0637 0320 007	0,6	0637 0420 007	0,72	0637 0520 007	1,15	100

Braided sleeving for shielding EMI

PET filaments coated with tinned copper

PLIOSIL EMI

HF RoHS

EMI Expansion ratio: 50% mini to 500%

Material:	PET filaments coated tinned copper
Colour:	tinned
operating temperatures:	-40 to +150°C
Flame resistance:	VW-1
EMI requirements:	10 KHz to 1Ghz according to CISPR25 (DIN VDE 0879-2)
Specifications:	resistance to chemicals and gasoline.

Applications: this PLIOSIL sleeving, intended for EMI shielding, protects connections sensitive to electromagnetic disturbances. Its copper coated PET filaments give greater lightness and flexibility than current metal braided sleeving.

This sheath can be cut with scissors.



type	article number	m*	article number	m	nominal Ø mm	expansion rate mm
EMI SES-003	0637 0001 000	50	0637 0012 000	5	3	1 ... 5
EMI SES-006	0637 0002 000	50	0637 0013 000	5	6	4 ... 8
EMI SES-008	0637 0003 000	50	0637 0014 000	5	8	5 ... 10
EMI SES-010	0637 0004 000	50	0637 0015 000	5	10	7 ... 16
EMI SES-012	0637 0005 000	50	0637 0016 000	5	12	8 ... 20
EMI SES-015	0637 0006 000	50	0637 0017 000	5	15	10 ... 23
EMI SES-020	0637 0007 000	25	0637 0018 000	5	20	13 ... 30
EMI SES-025	0637 0008 000	25	0637 0019 000	5	25	18 ... 35
EMI SES-030	0637 0009 000	25	0637 0020 000	5	30	20 ... 40
EMI SES-040	0637 0010 000	25	0637 0021 000	5	40	30 ... 50
EMI SES-050	0637 0011 000	25	0637 0022 000	5	50	40 ... 60

* The coil can contain several cuts in the length.

Sleeve length available on request. Please contact us.

Mounting principle: can be fixed with our cable glands Progress MS EMC page AA 3.6 in our cable-glands catalogue, by blocking the sleeving in the collet. Consult our technical department.



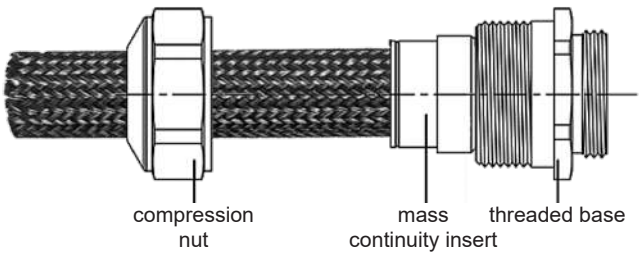

Self closing textile split braided sleeving

PLIOSIL WS

Material: PET
Colour: black
Operating temperatures: -50 to +150°C
Flame resistance: V0 UL94

Application: Textile split braided sleeving for assembly after wiring, with easy and quick addition of new cables. Self-closing, with overlapping for a clean closure and optimal mechanical protection. Very flexible, it allows to bend and conform to irregular shapes, without stiffening the cable harnesses.

Note: Easy and clean cutting when cold or hot



type	article number	int. Ø (mm)	m
PLIOSIL WS005	0640 0005 010	5	100
PLIOSIL WS008	0640 0008 010	8	100
PLIOSIL WS010	0640 0010 010	10	100
PLIOSIL WS013	0640 0013 010	13	50
PLIOSIL WS016	0640 0016 010	16	50
PLIOSIL WS019	0640 0019 010	19	25
PLIOSIL WS025	0640 0025 010	25	25
PLIOSIL WS029	0640 0029 010	29	25
PLIOSIL WS032	0640 0032 010	32	25
PLIOSIL WS038	0640 0038 010	38	25
PLIOSIL WS050	0640 0050 010	50	25



Operating instruction in video

A6/5-02



D4/1-01



Portable hot wire cutting machines
for PLIOSIL expandable braided sleeving

SES

The hot wire cutting machines are equipped with a heating wire or blade to cut and simultaneously weld the braided sleeving.

FILICUT

Time to heat: instant
Tension: 12V - 24W
Length of the hot wire: 150 mm
Conform to norm: NF EN 60335-2-45

Application: manual portable tool for occasional cut work. Heat is operator activated by trigger switch. Allows flat cut of sleeving up to 150mm wide.

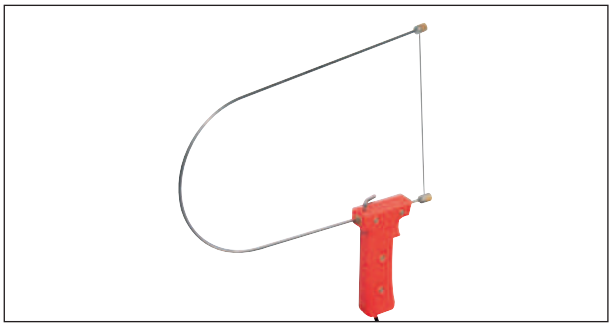

CE

type	art. no.	designation	weight (g)	
PS-3629	0625 0200 000	Filicut only, delivered with 4 tubes of 10 threads	20	1
PYRO-R200	0625 0202 000	Transformer 230/9-12V	1500	1
Fil-3631	0625 0201 000	Tube of 10 hot wires 20/100e	10	1



HSG 0

Time to heat: 6 to 8 seconds
Power: 230V - 60W
Heating temperature: 600°C
Length of the blades: according to the blade
According to norm: 89/336/CEE
73/23/CEE

Application: manual portable machine for intermittent cutting of small series. Heat is operator activated by a trigger switch.



CE VDE UL

type	art. no.	designation	weight (g)	
HSG 0	0625 0256 000	Machine only 230V	1000	1
Blade R	0625 0267 000	Blade length 29 mm	28	1
Blade HS-SG	0625 0268 000	Curved blade	38	1
Support SF	0625 0266 000	Cutter foot	90	1



Blade R



Blade HS-SG



Support SF

Hot wire cutting machines
for PLIOSIL expandable braided sleeving

PLIOCUT-A

Time to heat: instant
Tension: 230V - 20W
Temperature of the wire: 400°C
Length of the hot wire: 100 mm
Specification: IEC-EN 61558-2-6

Application: bench machine, for small and medium series of cut. Heating by switch. Allows flat cut of sleeving up to 100mm wide.



type	article number	designation	weight (g)	
PLIOCUT-A	0625 0250 000	Complete machine 230/6V	1580	1
Cutting wires	0625 0260 000	Case with 10 spare wires	-	1

HSG

Time of heat: 6 to 8 seconds
Power: 230V - 40W
Temperature of the wire: 600°C
Length of the hot wire: **HSG 00** 30 mm
HSG-00-VW 60 mm

Application: bench machine, for large series of cut. The HSG 00 heats up continuously while the HSG-00-VW is equipped with a temperature regulator. The steel blade guarantees a longer lifespan.



type	article number	désignation	weight (g)	
HSG 00	0625 0255 000	Complete machine, blade 54 mm	1500	1
HSG-L	0625 0265 000	Spare blade	-	1
HSG-00-VW	0625 0257 000	Complete machine, blade 88 mm	4800	1
HSG-L88	0625 0269 000	Spare blade	-	1

IRODA

Dimensions: 11,5 x 8 x 2,5 cm
Fuel: Butane (not included)
Hours of use: 20 minutes per disposal lighter

Application: flameless Heat Gun with Piezo electronic self-starting ignition system for expandable braided sleeving.



type	article number	weight (g)	
IRODA	0533 0120 000	95	1

A7

Reinforced flexible conduit, cable glands and accessories











ELECTROFLEX



• A7/1 ELECTROFLEX flexible conduits



• A7/2 Straight and elbow glands

PLIOWELL



• A7/4 PLIOWELL flexible conduit

• A7/5 PLIOLOCK cable glands and accessories

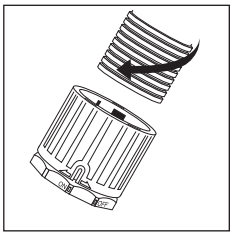

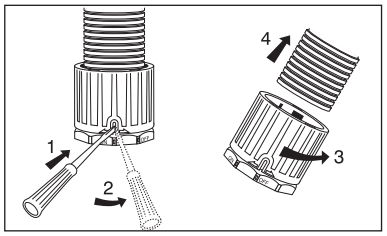

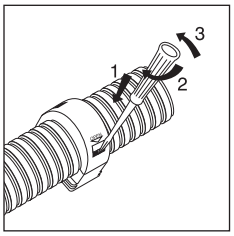



• A7/6 PLIOQUICK cable glands and accessories

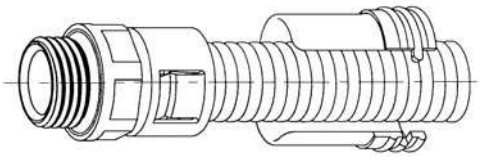



ELECTROFLEX flexible conduit with spiral reinforcement

The ELECTROFLEX tubing is produced with a spiral reinforcement in rigid PVC and is therefore non-metallic. It can be easily cut with a knife or scissors. Very flexible it withstands a very low bending radius. The inside is smooth and allows cable to pass through easily and it can coil around its own diameter without flattening or deforming.

page	type	colour	use	temperature	
• A7/1-02	normal	black grey	standard	-5 to +70°C	
• A7/1-02	calor	blue	high temperatures	-20 to +90°C	
• A7/1-02	oil	green	oil resistant	-5 to +70°C	

Cable glands and accessories for ELECTROFLEX flexible conduit

These self-extinguishing to EN50086 cable-glands, in polyamide, are made for the ELECTROFLEX flexible conduit and allow a secure connection.

• A7/2-01	Straight conduit-glands ELECTROFLEX	
• A7/2-01	Elbow conduit-glands 90° ELECTROFLEX	

Pack:

- **tube in reels**
- **cable glands in bags**

ELECTROFLEX normal

Material: flexible PVC with hard PVC reinforcement
Colours: black - grey
Operating temperatures: -5 to +70°C
Protection rating: IP65 (with Electroflex cable gland)
Flame resistance: self extinguishing to EN50086
Applications: flexible conduit for general use.
Avantage: **high flexibility**



type	artide number 010	type	artide number 013	int.-Ø mm	ext.-Ø mm	m
150-010	0740 0001 010	**155-010**	0740 0031 013	10	14,5	30
150-012	0740 0002 010	**155-012**	0740 0032 013	12	16,5	30
150-016	0740 0003 010	**155-016**	0740 0033 013	16	21	30
150-022	0740 0004 010	**155-022**	0740 0034 013	22	27,5	30
150-028	0740 0005 010	**155-028**	0740 0035 013	28	33,5	30
150-035	0740 0006 010	**155-035**	0740 0036 013	35	41	30
150-040	0740 0007 010	**155-040**	0740 0037 013	40	46,4	30
150-050	0740 0008 010	**155-050**	0740 0038 013	50	57	30

ELECTROFLEX calor oil

Material: flexible PVC with hard PVC reinforcement
Colours: blue green
Operating temperatures: -20 to +90°C -5 to +70°C
Protection rating: IP65 (with Electroflex cable gland)
Flame resistance: self extinguishing to EN50086

Application: protective conduit for use in extreme environments.

For high temperatures

Oil resistant



type	artide number 002	type	artide number 003	int.-Ø mm	ext.-Ø mm	m
158-010	0740 0021 002	**154-010**	0740 0011 003	10	14,5	30
158-012	0740 0022 002	**154-012**	0740 0012 003	12	16,5	30
158-016	0740 0023 002	**154-016**	0740 0013 003	16	21	30
158-022	0740 0024 002	**154-022**	0740 0014 003	22	27,5	30
158-028	0740 0025 002	**154-028**	0740 0015 003	28	33,5	30
158-035	0740 0026 002	**154-035**	0740 0016 003	35	41	30
158-040	0740 0027 002	**154-040**	0740 0017 003	40	46,4	30
158-050	0740 0028 002	**154-050**	0740 0018 003	50	57	30

A7/2 ELECTROFLEX cable glands





Glands for ELECTROFLEX

Straight glands

with lock nut

Material: polyamide 6.6
Colour: black
Operating temperatures: -20 to +90°C
Protection rating: IP65

Application : gland for ELECTROFLEX conduit, with lamellar system for an easy and resistant mounting.



for conduit int.Ø (mm)	Thread PG type	Thread PG article number	Thread PG thread	Metric thread type	Metric thread article number	Metric thread thread	
10	732-010	0741 0201 010	PG 9	740-010	0741 0001 010	M 16 x 1,5	10
12	732-013	0741 0203 010	PG 11	740-012	0741 0002 010	M 16 x 1,5	10
	732-014	0741 0204 010	PG 13,5	740-013	0741 0013 010	M 20 x 1,5	10
16	732-018	0741 0207 010	PG 16	740-016	0741 0003 010	M 20 x 1,5	10
22	732-023	0741 0209 010	PG 21	740-022	0741 0005 010	M 25 x 1,5	10
28	732-029	0741 0211 010	PG 29	740-028	0741 0007 010	M 32 x 1,5	10
35	732-036	0741 0212 010	PG 36	740-035	0741 0009 010	M 40 x 1,5	2
40	732-040	0741 0216 010	PG 42	740-041	0741 0011 010	M 50 x 1,5	2
50	732-050	0741 0217 010	PG 48	740-050	0741 0012 010	M 63 x 1,5	1

Elbow glands 90°

with lock nut

Material: polyamide 6.6
Colour: black
Operating temperatures: -20 to +90°C
Protection rating: IP65

Application : gland for ELECTROFLEX conduit, with lamellar system for an easy and resistant mounting. Small base for a bypass even in tight spaces.



for conduit int.Ø (mm)	Thread PG type	Thread PG article number	Thread PG thread	Metric thread type	Metric thread article number	Metric thread thread	
12	737-013	0741 0381 010	PG 11	742-012	0741 0022 010	M 16 x 1,5	10
	737-014	0741 0382 010	PG 13,5	742-013	0741 0030 010	M 20 x 1,5	10
16	737-018	0741 0405 010	PG 16	742-016	0741 0023 010	M 20 x 1,5	10
22	737-023	0741 0406 010	PG 21	742-022	0741 0025 010	M 25 x 1,5	10
28	737-029	0741 0407 010	PG 29	742-028	0741 0027 010	M 32 x 1,5	10
35	737-036	0741 0386 010	PG 36	742-035	0741 0029 010	M 40 x 1,5	10

A7/1 Flexible conduit with spiral reinforcement ELECTROFLEX



Corrugated flexible conduit

PLIOWELL

SES-STERLING offers you a complete range of flexible conduits in various materials and thickness of wall that correspond to all types of application:industry,home,public places,tunnels,automation,robots.
SES-STERLING also offers you a whole range of connections with a new and revolutionary locking system fast andwith a strong resistance to 'wrenching'.

Materials:
- **PA6**
- **PA12**
- **PP**

Colour:
- **black (BK 010)**



Pages	A7/4-03		A7/4-04		A7/4-05		A7/4-07	
Type	**PWAL** light	**PWAS** standard	**PWR** V0	**PWAH** reinforced	**PWI** PA12	**PWP** PP	**PWYS** slided	**PWDS** double slided
Properties:								
Material	PA6	PA6	PA6	PA6	PA12	PP	PA6	PA6
Flame resistance according UL94	-	V2	V0	V2	-	-	-	V2
IP grade (with Pliolock gland)	IP66	IP66	IP66	IP66	IP66	IP66	-	-
Crushing resistance (in kg/100 mm)	60	75	75	120	45	35	-	-
Mini. temperature	-40°C	-40°C	-40°C	-40°C	-50°C	-20°C	-40°C	-40°C
Maxi. temperature	+120°C	+120°C	+120°C	+120°C	+110°C	+90°C	+120°C	+120°C
Self-extinguishing (EN50086)	✔	✔	✔	✔	✔	✔	✔	✔
High fatigue life	✔	✔			✔			
Good flexibility	✔	✔	✔		✔	✔	✔	
Flame resistance according LFH		✔	✔	✔				
Halogen, phosphorus and sulphur free	✔	✔	✔	✔	✔		✔	✔
High resistance to abrasion		✔	✔	✔				
Resistance to UV (black)	+	++	++	++	+++		+	+
Chemical resistance:								
Acetone	+	+	+	+	+	+	+	+
Benzene	+	+	+	+	+	o	+	+
Diesel oil	+	+	+	+	+	+	+	+
Ethanol	+	+	+	+	o	+	+	+
Ether	+	+	+	+	+	+	+	+
Hydrochloric acid (10%)	-	-	-	-	-	PP	-	-
Hydrochloric acid (30%)	-	-	-	-	-	PP	-	-
Lubricating oil	+	+	+	+	+	+	+	+
Petrol	+	+	+	+	+	+	+	+
Sea water	+	+	+	+	+	+	+	+
Trichlorethylene	o	o	o	o	+	o	o	o
Vegetable Oil	+	+	+	+	+	+	+	+
Water	+	+	+	+	+	+	+	+
White spirit	+	+	+	+	+	+	+	+

+ good resistance
0 limited resistance
- low resistance
PP with cable gland in PP (upon request)

LFH: Low Fire Hazard
specifications and technical sheet upon request

• A7/4-06 Nozzle for corrugated flexible conduit REC



PLIOLOCK - Glands and accessories

• A7/5-01 Straight glands PLIOLOCK PLA



• A7/5-02 Elbow glands 90° PLIOLOCK PLA-90



• A7/5-03 Elbow glands 45° PLIOLOCK PLA-45



• A7/5-04 Clips PLIOLOCK PWCL



• A7/5-04 Coupler PLIOLOCK PLA-PLA



PLIOQUICK - Glands and accessories

• A7/6-02 Quick straight glands PLIOQUICK



• A7/6-02 Quick elbow glands 90° PLIOQUICK



• A7/6-03 Quick elbow glands 45° PLIOQUICK



• A7/6-03 Quick elbow glands 90° with flange PLIOQUICK



• A7/6-04 Seals for PLIOQUICK cable glands



• A7/6-04 Opener for PLIOQUICK glands



Packing:

• Tubing in reels
• Glands and accessories in packs

Corrugated flexible conduit
in Polyamid 6
Phosphorus and sulphur free

PLIOWELL PWAL
PLIOWELL PWAS

HF RoHS

PWAL light

Material: PA 6
Colour: black
Temperatures of use: -40 to +120°C
Resistance against crushing: 60 kg/100mm
Flame resistance: self-extinguishing to EN50086
Specifications: Halogen, phosphorus and sulphur free resistant to UV (BK)

Applications: Economic conduit offering a good flexibility and impact resistance (machine tools, industrial facilities).



type	art. no.	Ø nominal mm	C *	Ø A mm	Ø B mm	bending radius mm	m
PWAL 10	0630 0130 010	10	F	6,5	10	15	50
PWAL 11	0630 0138 010	11	F	8,5	11,5	20	50
PWAL 13	0630 0131 010	13	F	10	13	25	50
PWAL 16	0630 0132 010	16	F	12	15,8	35	50
PWAL 18	0630 0139 010	18	F	14,2	18,5	40	50
PWAL 21	0630 0133 010	21	F	16,9	21,2	40	50
PWAL 28	0630 0134 010	28	F	23	28,5	45	50
PWAL 34	0630 0135 010	34	L	28,3	34,5	55	50
PWAL 42	0630 0136 010	42	L	35,7	42,5	65	25
PWAL 54	0630 0137 010	54	L	47,4	54,5	80	25
PWAL 67	0630 0140 010	67	L	56,8	67,2	115	10

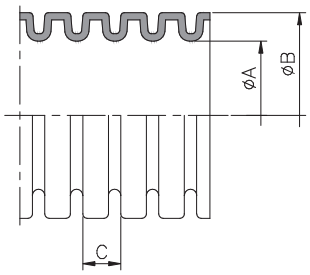

* Thread: F = narrow - L = large

PWAS standard

Material: PA 6
Colour: black
Temperatures of use: -40 to +120°C
Resistance against crushing: 75 kg/100mm
Flame resistance: self-extinguishing to EN50086
Specifications: V2 according to UL94-LFH norm
Halogen, phosphorus and sulphur free
high resistance to UV (BK)

Applications: Used for various equipment and electrical instalations (harnesses, machine tools).



type	art. no.	Ø nominal mm	C *	Ø A mm	Ø B mm	bending radius mm	m
PWAS 10	0630 0110 010	10	F	6,3	10	15	50
PWAS 13	0630 0111 010	13	F	9,8	13	25	50
PWAS 16	0630 0112 010	16	F	11,8	15,8	40	50
PWAS 18	0630 0118 010	18	F	14	18,5	40	50
PWAS 21	0630 0113 010	21	F	16,7	21,2	45	50
PWAS 28	0630 0114 010	28	F	22,8	28,5	50	50
PWAS 34	0630 0115 010	34	L	28,1	34,5	60	50
PWAS 42	0630 0116 010	42	L	35,5	42,5	70	25
PWAS 54	0630 0117 010	54	L	47,2	54,5	80	25
PWAS 67	0630 0119 010	67	L	56,5	67,2	130	10

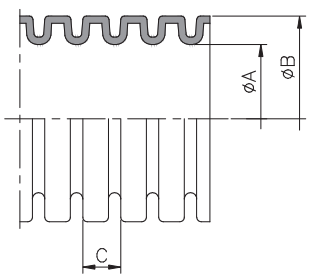

* Thread: F = narrow - L = large

A7/5 - PLIOLOCK range





A7/6 - PLIOQUICK range





Corrugated flexible conduit
in Polyamid 6
Phosphorus and sulphur free

PLIOWELL PWR
PLIOWELL PWAH

HF RoHS

PWR
V0

Material: PA 6
Colour: black
Temperatures of use: -40 to +120°C
Resistance against crushing: 75 kg/100mm
Flame resistance: self-extinguishing to EN50086
Specifications: V0 according to UL94-LFH norm
certified EN 45545-2
Halogen, phosphorus
and sulphur free
high resistance to UV

Applications: use whenever V0 quality is necessary (railway, tunnels and public places).



type	art. no.	Ø nominal mm	C *	Ø A mm	Ø B mm	bending radius mm	m
PWR 10	0630 0149 010	10	F	6,3	10	15	50
PWR 13	0630 0150 010	13	F	9,8	13	25	50
PWR 16	0630 0151 010	16	F	11,8	15,8	35	50
PWR 21	0630 0152 010	21	F	16,7	21,2	45	50
PWR 28	0630 0153 010	28	L	21,7	28,5	50	50
PWR 42	0630 0155 010	42	L	35,5	42,5	70	25

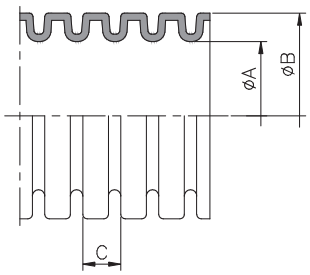

* Thread: F = narrow - L = large

PWAH
reinforced

Material: PA 6
Colour: black
Temperatures of use: -40 to +120°C
Resistance against crushing: 120 kg/100mm
Flame resistance: self-extinguishing to EN50086
Specifications: V2 according to UL94-LFH norm
Halogen, phosphorus and
sulphur free
high resistance to UV (BK)

Applications: static protection of electric components (high resistance against crushing).



type	art. no.	Ø nominal mm	C *	Ø A mm	Ø B mm	bending radius mm	m
PWAH 13	0630 0170 010	13	F	9	13	35	50
PWAH 16	0630 0171 010	16	F	11,5	15,8	45	50
PWAH 21	0630 0172 010	21	L	15,5	21,2	55	50
PWAH 28	0630 0173 010	28	L	21,3	28,5	60	50
PWAH 34	0630 0174 010	34	L	26,9	34,5	70	25
PWAH 42	0630 0175 010	42	L	34,6	42,5	80	25
PWAH 54	0630 0176 010	54	L	46	54,5	90	25

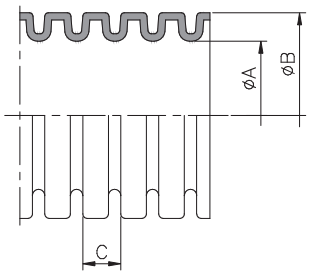

* Thread: F = narrow - L = large

A7/5 - PLIOLOCK range



A7/6 - PLIOQUICK range



Corrugated flexible conduit
in Polyamide 12
in Polyproylene

PLIOWELL PWI
PLIOWELL PWP

HF RoHS

PWI

Material: PA 12
Colour: black
Temperatures of use: -50 to +110°C
Resistance against crushing: 45 kg/100mm
Flame resistance: self-extinguishing to EN50086
Specifications: high resistance to UV (BK)
Halogen, phosphorus
and sulphur free

Applications: conduit dedicated to the dynamic uses such as robots and automation systems.



type	art. no.	Ø nominal mm	C *	Ø A mm	Ø B mm	bending radius mm	m
PWI 13	0630 0190 010	13	F	9,8	13	25	50
PWI 16	0630 0191 010	16	F	11,8	15,8	30	50
PWI 21	0630 0192 010	21	F	16,7	21,2	35	50
PWI 28	0630 0193 010	28	L	21,7	28,5	45	50
PWI 34	0630 0194 010	34	L	28,1	34,5	55	25
PWI 42	0630 0195 010	42	L	35,5	42,5	60	25
PWI 54	0630 0196 010	54	L	47,2	54,5	70	25

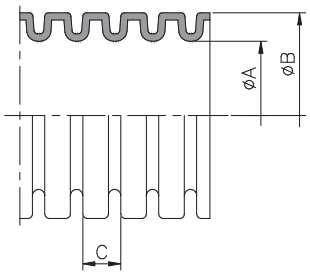

* Thread: F = narrow - L = large

PWP

Material: PP
Colour: black
Temperatures of use: -20 to +90°C
Resistance against crushing: 35 kg/100mm
Flame resistance: self-extinguishing to EN50086
Specifications: resistant against acids

Applications: standard use in the building, especially for underground.



type	art. no.	Ø nominal mm	C *	Ø A mm	Ø B mm	bending radius mm	m
PWP 13	0630 0230 010	13	F	9,8	13	25	50
PWP 16	0630 0231 010	16	F	11,8	15,8	35	50
PWP 21	0630 0232 010	21	F	16,7	21,2	40	50
PWP 26	0630 0233 010	25	F	21,4	25,4	50	50
PWP 28	0630 0234 010	28	F	22,8	28,5	55	50
PWP 34	0630 0235 010	34	L	28,1	34,5	65	50
PWP 42	0630 0236 010	42	L	35,5	42,5	80	25
PWP 54	0630 0237 010	54	L	47,2	54,5	100	25
PWP 67	0630 0238 010	67	L	56,3	67,2	100	10

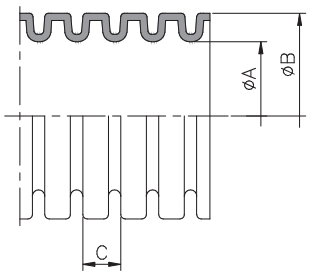

* Thread: F = narrow - L = large

A7/5 - PLIOLOCK range





A7/6 - PLIOQUICK range





Nozzle for corrugated flexible conduit
in thermoplastic elastomer

PLIOWELL REC

HF RoHS

REC

Material:	thermoplastic elastomer
Colour:	black
Temperatures of use:	-50 to +125°C
Protection grade:	IP65 / IP66
Hardness Shore A :	55 ± 5
Tensile strength at break:	> 6 MPa
Ultimate elongation:	> 500%
Dielectric strength:	35 kV/mm
Specifications:	very good resistance to UV and oils, halogen, phosphorus and sulfur free

Applications : nozzle designed for the passage of cables at the ends of our flexible conduits PLIOWELL. The different cable entry diameters are specified on the nozzle to facilitate the cutting operation by the user. The assembly can be secured by the establishment of a cable tie (width max. 2.6 mm).



type	article number	nominal Ø mm	Ø A mm	B mm	C mm	Ø D1 mm	Ø D2 mm	Ø D3 mm	Ø D4 mm	Ø D5 mm	Ø D6 mm	pces
REC 13	0631 1151 010	13	20,5	16	27	3	7	-	-	-	-	10
REC 16	0631 1152 010	16	22,7	17,5	33,6	3	7	11	-	-	-	10
REC 21	0631 1153 010	21	28,4	18,8	38,3	3	7	11	15	-	-	10
REC 28	0631 1154 010	28	36,2	19,8	40,8	3	9	15	21	-	-	10
REC 34	0631 1155 010	34	42,5	21	42,3	3	10	17	25	-	-	10
REC 42	0631 1156 010	42	51,3	21	47	5	12	19	26	34	-	10
REC 54	0631 1157 010	54	63,1	21	51,9	5	12	19	27	35	46	10



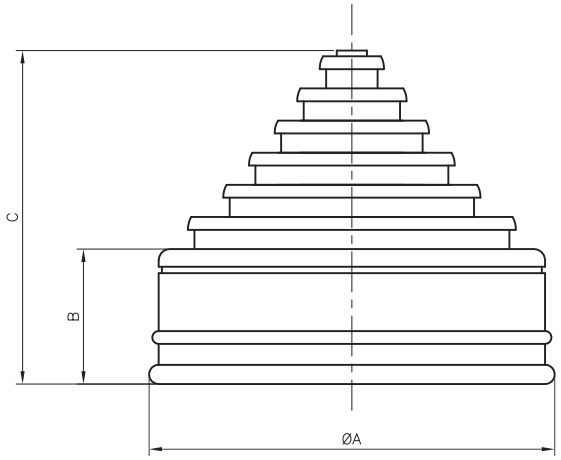

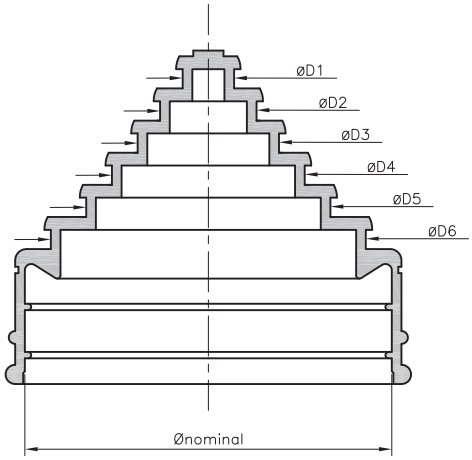

A7/4 - Conduit PLIOWELL



C12/1-01 - Cable ties SES-QUICK



Corrugated flexible conduit slit
in Polyamid 6
Phosphorus and sulphur free

PLIOWELL PWYS
PLIOWELL PWDS

HF RoHS

PWYS
slit

Material: PA6
Colour: black
Temperatures of use: -40 to +120°C
Flame resistance: self-extinguishing to EN50086
Specifications: halogen, phosphorus and sulphur free
UV resistant

Applications: wiring of electrical bundles (addition of wire or cables easier on an existing installation). Adapted to the automotive market.



type	art. no.	Ø A mm	Ø B mm	bending radius mm	m
PWYS 8	0630 0250 010	6,5	10	15	50
PWYS 10	0630 0251 010	8,5	11,5	20	50
PWYS 12	0630 0252 010	10	13	25	50
PWYS 16	0630 0253 010	12,8	16,1	35	50
PWYS 18	0630 0254 010	14,2	18,5	40	50
PWYS 20	0630 0255 010	16,9	21,2	40	50
PWYS 25	0630 0256 010	21,4	25,4	45	50
PWYS 28	0630 0257 010	23	28,5	45	50
PWYS 32	0630 0258 010	28,3	34,5	55	50
PWYS 40	0630 0259 010	35,7	42,5	65	25
PWYS 50	0630 0260 010	47,4	54,5	80	25

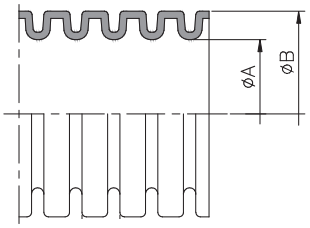

CO-FLEX
slit two-pieces

Material: PA6
Colour: black
Temperatures of use: -40 to +120°C
Flame resistance: self-extinguishing to EN50086
Specifications: V2 according to UL94
halogen and phosphorus free
UV resistant

Applications: cable protection conduit supplied as two integral pieces enabling branching to be carried out quickly and easily. It is flame resistant and Halogen, phosphorus and sulphur free. It is used in installations, vehicles and panels applications.



type	art. no.	C*	Ø A mm	Ø B mm	bending radius mm	m
PWDS 13	0630 0280 010	F	7,9	13	55	50
PWDS 21	0630 0281 010	F	13,9	21,2	90	50
PWDS 28	0630 0282 010	L	20,5	28,5	105	50
PWDS 34	0630 0283 010	L	27	34,5	150	25
PWDS 42	0630 0284 010	L	34,8	42,5	170	25

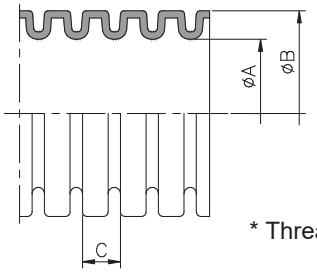

* Thread: F = narrow
L = large

A7/5-01



A7/5-04



PLA

Material: PA 6.6
Colour: black
Operating temperatures: -40 to +135°C
Protection rating: IP66
Flame resistance: V2 UL94
Specifications: Halogen, phosphorus and sulphur free self extinguishing to EN 61386

Applications: used with all conduits PLIOWELL whatever the step. Clip-on system resistant to vibration and accidental opening.

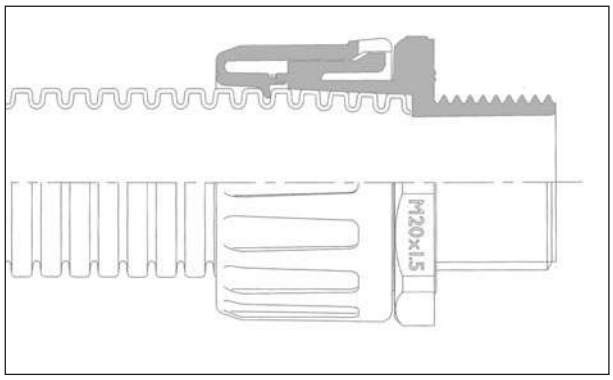

• Metric thread delivered **with** lock-nuts

type	article number	Ø cable mm	thread	
PLA10-M12	0631 1000 010	10	M12	10
PLA13-M16	0631 1002 010	13	M16	10
PLA16-M16	0631 1003 010	16	M16	10
PLA16-M20	0631 1004 010	16	M20	10
PLA21-M20	0631 1005 010	21	M20	10
PLA28-M25	0631 1006 010	28	M25	10
PLA34-M32	0631 1007 010	34	M32	10
PLA42-M40	0631 1008 010	42	M40	2
PLA42-M50	0631 1009 010	42	M50	2
PLA54-M50	0631 1010 010	54	M50	2
PLA54-M63	0631 1011 010	54	M63	2
PLA67-M63	0631 1012 010	67	M63	1



• PG thread delivered **without** lock-nuts

type	article number	Ø cable mm	thread	
PLA10-PG7	0631 1021 010	10	PG 7	10
PLA13-PG9	0631 1022 010	13	PG 9	10
PLA16-PG9	0631 1023 010	16	PG 9	10
PLA16-PG11	0631 1024 010	16	PG 11	10
PLA16-PG13	0631 1025 010	16	PG 13	10
PLA16-PG16	0631 1026 010	16	PG 16	10
PLA18-PG13	0631 1035 010	18	PG 13	10
PLA21-PG13	0631 1027 010	21	PG 13	10
PLA21-PG16	0631 1028 010	21	PG 16	10
PLA21-PG21	0631 1029 010	21	PG 21	10
PLA28-PG21	0631 1030 010	28	PG 21	10
PLA28-PG29	0631 1031 010	28	PG 29	10
PLA34-PG29	0631 1032 010	34	PG 29	10
PLA42-PG36	0631 1033 010	42	PG 36	2
PLA54-PG48	0631 1034 010	54	PG 48	2
PLA67-PG48	0631 1036 010	67	PG 48	1



A7/4 - PLIOWELL conduits



A8/2 - PLIO-CE lock nut



PLA-90

Material:	PA 6.6
Colour:	black
Operating temperatures:	-40 to +135°C
Protection rating:	IP66
Flame resistance:	V2 UL94
Specifications:	Halogen, phosphorus and sulphur free self extinguishing to EN 61386

Applications: used with all conduits PLIOWELL whatever the step. Clip-on system resistant to vibration and accidental opening.

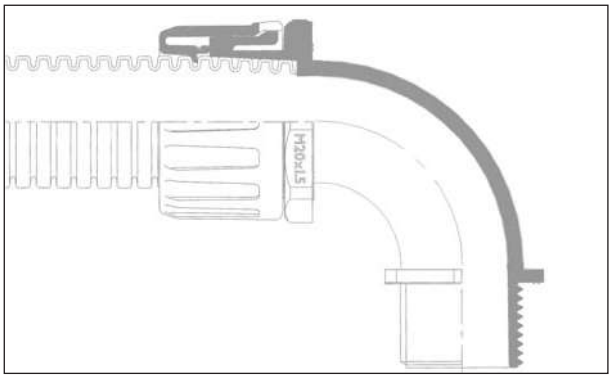

• Metric thread delivered **with** lock-nuts

type	article number	Ø cable mm	thread	
PLA10-M12-90	0631 1039 010	10	M12	10
PLA13-M16-90	0631 1040 010	13	M16	10
PLA16-M16-90	0631 1041 010	16	M16	10
PLA16-M20-90	0631 1042 010	21	M20	10
PLA21-M20-90	0631 1043 010	21	M20	10
PLA28-M25-90	0631 1044 010	28	M25	10
PLA34-M32-90	0631 1045 010	34	M32	10
PLA42-M40-90	0631 1047 010	42	M40	1
PLA54-M50-90	0631 1049 010	54	M50	1
PLA67-M63-90	0631 1050 010	67	M63	1



• PG thread delivered **without** lock-nuts

type	article number	Ø cable mm	thread	
PLA10-PG7-90	0631 1061 010	10	PG 7	10
PLA13-PG9-90	0631 1060 010	13	PG 9	10
PLA16-PG9-90	0631 1071 010	16	PG 9	10
PLA16-PG11-90	0631 1062 010	16	PG 11	10
PLA16-PG13-90	0631 1063 010	16	PG 13	10
PLA18-PG13-90	0631 1064 010	18	PG 13	10
PLA21-PG16-90	0631 1066 010	21	PG 16	10
PLA28-PG21-90	0631 1067 010	28	PG 21	10
PLA42-PG36-90	0631 1069 010	42	PG 36	1
PLA67-PG48-90	0631 1072 010	67	PG 48	1



A7/4 - PLIOWELL conduits



A8/2 - PLIO-CE lock nut



Accessories for PLIOWELL conduits
Elbow cable glands 45°

PLIOLOCK PLA-45

HF RoHS

PLA-45

Material: PA 6.6
Colour: black
Operating temperatures: -40 to +135°C
Protection rating: IP66
Flame resistance: V2 UL94
Specifications: Halogen, phosphorus and sulphur free self extinguishing to EN 61386

Applications: used with all conduits PLIOWELL whatever the step. Clip-on system resistant to vibration and accidental opening.

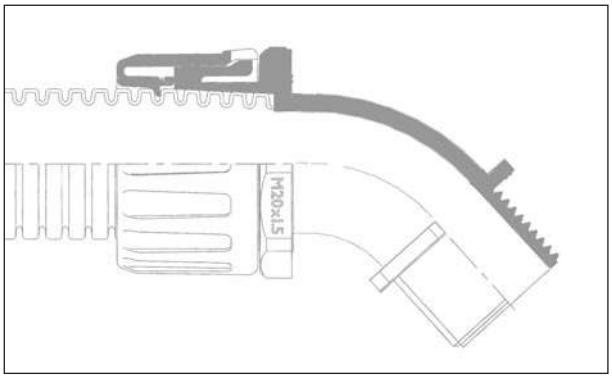

• **Metric thread** delivered **with** lock-nuts

type	article number	Ø cable mm	thread	
PLA16-M20-45	0631 1080 010	16	M20	10
PLA21-M20-45	0631 1081 010	21	M20	10
PLA28-M25-45	0631 1082 010	28	M25	10
PLA42-M50-45	0631 1084 010	42	M50	1
PLA54-M50-45	0631 1085 010	54	M50	1



• **PG thread** delivered **without** lock-nuts

type	article number	Ø cable mm	thread	
PLA16-PG13-45	0631 1101 010	16	PG 13	10
PLA21-PG13-45	0631 1102 010	21	PG 13	10
PLA21-PG16-45	0631 1103 010	21	PG 16	10
PLA28-PG21-45	0631 1104 010	28	PG 21	10
PLA34-PG29-45	0631 1105 010	34	PG 29	10
PLA42-PG36-45	0631 1106 010	42	PG 36	1



A7/4 - PLIOWELL conduits



A8/2 - PLIO-CE lock nut



Clips PWCL

Material: PA 6.6
Colour: black
Operating temperatures: -40 to +135°C
Flame resistance: V2 UL94
Specifications: Halogen, phosphorus and sulphur free
self extinguishing to EN 61386

Applications: monobloc support for conduit with a single passage for fast assembly. A simple pressure is enough to fix the conduit in the support. Secure lid. Fixing by screw M6. Ribbed interior to stop the traction on the conduit. Used with all PLIOWELL conduits whatever the step is.



type	article number	Ø cable mm	
PWCL10	0631 1130 010	10	10
PWCL13	0631 1131 010	13	10
PWCL16	0631 1132 010	16	10
PWCL18	0631 1139 010	18	10
PWCL21	0631 1133 010	21	10
PWCL25	0631 1138 010	25	10
PWCL28	0631 1134 010	28	10
PWCL34	0631 1135 010	34	10
PWCL42	0631 1136 010	42	5
PWCL54	0631 1137 010	54	5

New

Coupler PLA-PLA

Material: PA 6.6
Colour: black
Operating temperatures: -40 to +135°C
Flame resistance: V2 UL94
Specifications: Halogen, phosphorus and sulphur free
self extinguishing to EN 61386

Applications: ideal to connect two identical conduits. To allow for example an extension.



type	article number	Ø cable mm	
PLA16-PLA16	0631 1140 010	16	10
PLA21-PLA21	0631 1141 010	21	10
PLA28-PLA28	0631 1142 010	28	10
PLA34-PLA34	0631 1143 010	34	10

A7/4 - PLIOWELL conduit



PLIOQUICK Glands
in Polyamide 6

PLIOQUICK

Insert conduit - mounting is complete
The extremely quick and easy one hand assembly and dismantling is very economical. Insert PLIOWELL corrugated flexible conduit into the gland for connection.
In order to disconnect a special opener has to be put on the conduit, inserted into the gland until the stops of the corrugated conduit deepening are pushed outside. Then pull off the conduit.
These steps can be done with only one hand.

Advantages:
- Quick and easy one-hand assembly/dismantling - also in difficult to reach positions,
- The small glands body allows close bunched mounting,
- Front side dismantling,
- High security,
- Vibration cannot disconnect the glands,
- The conduit can only be disconnected with the special opener,
- Humidity protection and splash guard,
- Conduit rotating at the threaded joint. No torsion at the conduit,
- Ecologically priced - halogene free polyamide - glands can be 100% recycled,

Fields of application:
- Mechanical engineering
- Industrial facilities
- Robotics - Handling
- Car
- Shipbuilding



Conduit glands and accessories for PLIOWELL conduits

• A7/6-02 Straight PLIOQUICK conduit glands



• A7/6-02 90° PLIOQUICK conduit gland



• A7/6-03 45° PLIOQUICK elbow gland



• A7/6-03 90° flanged PLIOQUICK elbow gland



• A7/6-04 Seal for PLIOQUICK gland



• A7/6-04 Opener PLIOQUICK

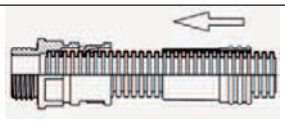



PLIOQUICK

Material: PA
Colour: black
Operating temperatures: -40 to +110°C
Protection rating: IP65
Flame resistance: V0 UL94

Specifications: halogen free, without phosphorus. Good resistance to alcohol, fats, oils, kerosene, gasoline.

Supplied with opener.



• Straight glands supplied **without** lock-nut

type	article number	nominal-Ø mm	thread PG	dimensions (mm) Ø A	Ø B	C	D	
PLIOQUICK 7,5	0631 0001 010	10	PG 7	10	8	7	24	50
PLIOQUICK 7,5/9	0631 0010 010	10	PG 9	10	8	8	26	50
PLIOQUICK 10	0631 0002 010	13	PG 9	13	10,5	8	28	50
PLIOQUICK 12	0631 0003 010	16	PG 11	15,7	13	8	30	50
PLIOQUICK 12/16	0631 0004 010	16	PG 16	15,7	13	10	31	50
PLIOQUICK 17	0631 0005 010	21	PG 16	21,2	16,5	10	36	50
PLIOQUICK 23	0631 0006 010	28	PG 21	28,5	23	12	40	50
PLIOQUICK 29	0631 0007 010	34	PG 29	34,5	28	12	43	25
PLIOQUICK 37	0631 0008 010	42	PG 36	42,1	38	16	53,5	25
PLIOQUICK 50	0631 0009 010	54	PG 48	54,4	50	16	55	10

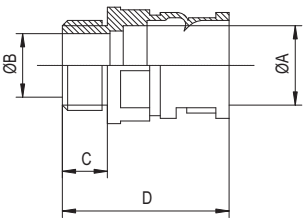

• 90° elbow glands supplied **without** lock-nut

type	article number	nominal-Ø mm	thread PG	dimensions (mm) Ø A	Ø B	C	D	E	
PLIOQUICK 10 90°	0631 0102 010	13	PG 9	13	10,9	8	44	26,8	50
PLIOQUICK 12 90°	0631 0103 010	16	PG 11	15,7	13	8	49,6	29,9	50
PLIOQUICK 17/13,5 90°	0631 0104 010	21	PG 13,5	21,2	15	10	58,4	35,4	50
PLIOQUICK 17 90°	0631 0105 010	21	PG 16	21,2	16,5	10	58,4	35,4	50
PLIOQUICK 23 90°	0631 0106 010	28	PG 21	28,5	23	12	76,8	44,6	50
PLIOQUICK 29 90°	0631 0107 010	34	PG 29	34,5	27	11,2	87,6	52	25
PLIOQUICK 37 90°	0631 0108 010	42	PG 36	42,1	39	15,5	102,6	67	25
PLIOQUICK 50 90°	0631 0109 010	54	PG 48	54,4	48,5	15,5	125	82	10

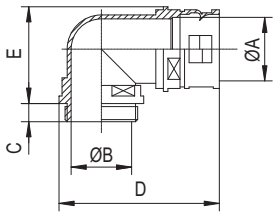

A7/4 - PLIOWELL conduits



A8/2 - Lock nuts



PLIOQUICK

Material: PA
Colour: black
Operating temperatures: -40 to +110°C
Protection rating: IP65
Flame resistance: V0 UL94

Specifications: halogen free, without phosphorus. Good resistance to alcohol, fats, oils, kerosene, gasoline.

Supplied with opener.



• 45° elbows supplied **without** lock nut

type	article number	nominal Ø mm	thread PG	dimensions (mm) Ø A	Ø B	C	D	
PLIOQUICK 23 45°	0631 0206 010	28	21	28.5	22,5	12	64	50
PLIOQUICK 29 45°	0631 0207 010	34	29	34,5	27	11,5	75	25
PLIOQUICK 37 45°	0631 0208 010	42	36	42,1	39	15,5	87	25
PLIOQUICK 50 45°	0631 0209 010	54	48	54,4	48	16	95,5	10

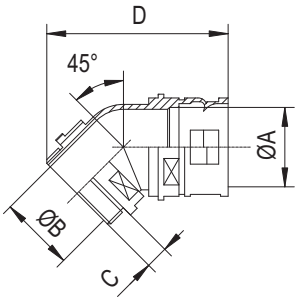

• 90° flanged elbow

type	article number	nominal Ø mm	dimensions (mm) Ø A	Ø B	D	E	F	G	H	
PLIOQUICK 23 90° WF	0631 0306 010	28	28,5	22,8	76,8	49,5	53	-	63	50
PLIOQUICK 29 90° WF	0631 0307 010	34	34,5	27	92,5	58,4	54	36,5	66,5	25
PLIOQUICK 37 90° WF	0631 0308 010	42	42,1	38,3	102,6	72,5	73	30	86	25
PLIOQUICK 50 90° WF	0631 0309 010	54	54,4	47,7	125	125	73	30	85,5	10

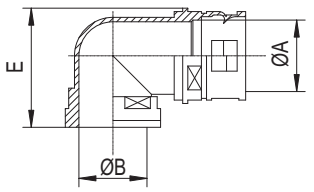

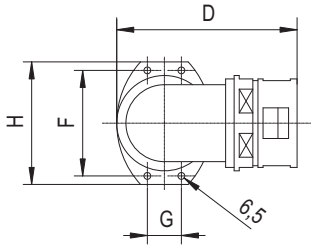

A7/4 - PLIOWELL conduit



A8/2 - Lock nuts



Seal for PLIOQUICK gland

Material: polyurethane PUR
Colour: black
Operating temperatures: -40 to +130°C
Protection rating: IP66 with PLIOQUICK gland

Specifications: external seal for general engineering, packaging machines, handling equipment resistant to many chemicals, oils and solvents.



type	article number	nominal Ø mm	
PLIOQUICK AD-7,5	0631 0701 010	10	50
PLIOQUICK AD-10	0631 0702 010	13	50
PLIOQUICK AD-12	0631 0703 010	16	50
PLIOQUICK AD-23	0631 0705 010	28	50
PLIOQUICK AD-29	0631 0706 010	34	25
PLIOQUICK AD-37	0631 0707 010	42	25
PLIOQUICK AD-50	0631 0708 010	54	10



Opener PLIOQUICK

Material: PA
Colour: yellow



type	article number	nominal Ø mm	
PLIOQUICK OEF 10 YE	0631 0402 004	13	10
PLIOQUICK OEF 12 YE	0631 0403 004	16	10
PLIOQUICK OEF 17 YE	0631 0404 004	21	10
PLIOQUICK OEF 23 YE	0631 0405 004	28	5
PLIOQUICK OEF 29 YE	0631 0406 004	34	5
PLIOQUICK OEF 37 YE	0631 0407 004	42	5
PLIOQUICK OEF 50 YE	0631 0408 004	52	5



A7/4 - PLIOWELL conduits



A8

Cable glands and accessories











Pages	Products	Material	IP	Feet		Colours		
				PG	Metric	Light grey 7035	Black 9005	Grey RAL 7001
• A8/1	Cable glands **PLIO-SPEED** 	PA6	68			•		
• A8/2	Cable glands **PLIO-PE** 	PA6	68	•	•	•	•	•
	Conical cable gland **PLIO-PEC** 		54	•		•		
	Lock nut **PLIO-CE** 		-	•	•	•	•	•
	Conical lock nut **PLIO-CEC** 		-	•		•		
• A8/3	Cable glands **PE-MT** 	nickel plated brass	68	•	•			
	Lock nut **CE-MT** 							
• A8/4	Locking plugs **PLIO-BC** 	PA6	-	•	•			•
	Protectors **PLIO-PT** 			•	•		•	

Only sold in France.

PLIO-SPEED

Material: PA
O-ring: polychloroprene
Colour: light grey
Protection rating: IP 68
Temperature range: -20 to +100°C
Specifications: Cable glands for quick assembly WITHOUT THREAD
Advantages:

- Mounting 3 seconds = 85% time saving compared to conventional cable gland.
- Mounting plate drilled facade = internal thread and access housing unnecessary.
- Securing sustainable even under vibration (no risk of loosening or loss against the nut).
- Clamp for fast and comfortable mounting = limited effort.
- For wall 1 to 2.5 mm (grey collar) or 2.5 to 4 mm (green collar).

Other colours, sizes and thickness's on request.





type	art. no.	cable Ø mm	hole Ø mm	wall thickness mm	colour collar		Insert (to be ordered separately)
PLIO-SPEED M12/2,5	0636 1001 025	4 - 6,5	12,4	1 - 2,5	●	50	0636 1102 000
PLIO-SPEED M12/4	0636 1002 025			2,5 - 4	●	50	
PLIO-SPEED M16/2,5	0636 1003 025	6 - 9,5	16,4	1 - 2,5	●	50	0636 1103 000
PLIO-SPEED M16/4	0636 1004 025			2,5 - 4	●	50	
PLIO-SPEED M20/2,5	0636 1005 025	7 - 12	20,4	1 - 2,5	●	50	0636 1104 000
PLIO-SPEED M20/4	0636 1006 025			2,5 - 4	●	50	
PLIO-SPEED M25/2,5	0636 1007 025	11 - 16	25,4	1 - 2,5	●	25	0636 1105 000
PLIO-SPEED M25/4	0636 1008 025			2,5 - 4	●	25	
PLIO-SPEED tool	0636 1101 000					1	
Insert PLIO-SPEED M12	0636 1102 000					1	
Insert PLIO-SPEED M16	0636 1103 000					1	
Insert PLIO-SPEED M20	0636 1104 000					1	
Insert PLIO-SPEED M25	0636 1105 000					1	





Operating instruction

INSERT PLIO-SPEED on the tool to the stop on the metal cone.



PLIO-SPEED mounted on the tool in the hole.



OPERATING-REMOVE
Squeeze the handles of the pliers and release. Remove the tool.



Operating instruction in video

Cable glands
in Polyamide 6

PLIO-PE

HF RoHS

PLIO-PE

Material:	**Body:**	PA 6
	O-ring:	TPV
Colours:		grey - black - light grey
Protection rating:		IP 68
Temperature range:		-20 to +100°C permanent
Specifications:		EN62444

Applications : Anti-vibration mecanical tightening. Blocking part with multiple facets that guarantee an equal compression against cable and an optimal resistance against tensile strength.

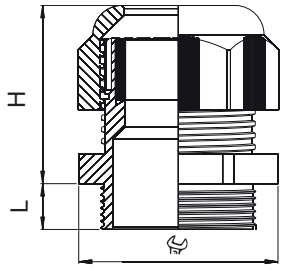



Standard colours:

013	010	025
grey	black	light grey

Example for order:

code group				detail article				code colour		
0	6	3	6	0	x	x	x	x	x	x

• Cable glands PG

type	article number	cable Ø mm	mm	H mm	L mm		Lock nut (to be ordered separately)
PLIO-PE PG 7	0636 0101 xxx	3 - 6,5	15	24	8	100	0636 0001 xxx
PLIO-PE PG 9	0636 0102 xxx	4 - 8	19	28	8	50	0636 0002 xxx
PLIO-PE PG 11	0636 0103 xxx	5 - 10	22	29	8	50	0636 0003 xxx
PLIO-PE PG 13,5	0636 0105 xxx	6 - 12	24	29	9	50	0636 0004 xxx
PLIO-PE PG 16	0636 0107 xxx	10 - 14	27	33	9	50	0636 0005 xxx
PLIO-PE PG 21	0636 0109 xxx	13 - 18	33	38	11	25	0636 0006 xxx
PLIO-PE PG 29	0636 0111 xxx	18 - 25	42	41	11	20	0636 0007 xxx
PLIO-PE PG 36	0636 0112 xxx	22 - 32	53	51	13	10	0636 0008 xxx
PLIO-PE PG 42	0636 0113 xxx	30 - 38	60	53	13	5	0636 0009 xxx
PLIO-PE PG 48	0636 0114 xxx	34 - 44	65	55	14	5	0636 0010 xxx

• Cable glands metric

type	article number	cable Ø mm	mm	H mm	L mm		Lock nut (to be ordered separately)
PLIO-PE M12	0636 0120 xxx	3 - 6,5	15	24	15	100	0636 0020 xxx
PLIO-PE M16	0636 0121 xxx	5 - 10	22	29	15	50	0636 0021 xxx
PLIO-PE M20	0636 0122 xxx	6 - 12	24	29	15	50	0636 0022 xxx
PLIO-PE M25	0636 0125 xxx	13 - 18	33	38	15	25	0636 0023 xxx
PLIO-PE M32	0636 0127 xxx	18 - 25	42	41	18	20	0636 0024 xxx
PLIO-PE M40	0636 0128 xxx	22 - 32	53	51	18	10	0636 0025 xxx
PLIO-PE M50	0636 0129 xxx	30 - 38	60	53	18	5	0636 0026 xxx
PLIO-PE M63	0636 0130 xxx	34 - 44	70	55	18	5	0636 0027 xxx

A8/4-01



A8/4-01



A8/3-01



A8/2-03



A8/2-03



Conical cable glands
in Polyamide 6 glass fibre reinforced

PLIO-PEC

HF RoHS

PLIO-PEC

Material: PA 6 glass fibre reinforced
O-ring: TPV
Colour: light grey
Protection rating: IP 54
Temperature range: -20 to +100°C permanent
Specifications: DIN 40430

Applications: the sealing is obtained by deformation of the joint on the conical body.

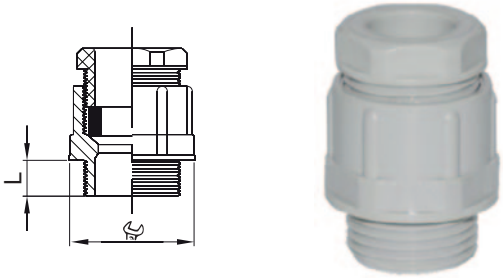

type	article number	cable Ø mm	mm	L mm		Lock nut (to be ordered separately)
PLIO-PEC PG 7	0636 0140 025	3,5 - 6	15	8	100	0636 0001 025
PLIO-PEC PG 9	0636 0141 025	4,5 - 7	19	8	100	0636 0002 025
PLIO-PEC PG 11	0636 0142 025	6 - 9	22	8	100	0636 0003 025
PLIO-PEC PG 13,5	0636 0143 025	8 - 13	24	9	100	0636 0004 025
PLIO-PEC PG 16	0636 0144 025	11 - 14	27	10	100	0636 0005 025
PLIO-PEC PG 21	0636 0145 025	14 - 18	33	11	50	0636 0006 025
PLIO-PEC PG 29	0636 0146 025	18 - 25	42	11	25	0636 0007 025
PLIO-PEC PG 36	0636 0147 025	25 - 32	53	13	10	0636 0008 025

A8/4-01



A8/4-01



A8/3-01



A8/2-03



A8/2-03



Lock nut
in Polyamide 6 with glass fibre

PLIO-CE
PLIO-CEC

HF RoHS

PLIO-CE / PLIO-CEC

Material: PA 6 with glass fibre
Colours: grey - black - light grey
Temperature range: -20 to +100°C permanent

Applications: for the fixing of cable glands.
PLIO-CE equipped with a lip protecting internal surround while tightening.

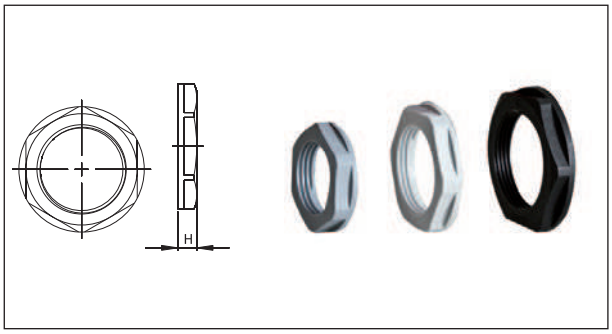

Standard colours:

013	010	025
grey	black	light grey

Example for order:

code group				detail article				code colour		
0	6	3	6	0	0	x	x	x	x	x

• Lock nut PG

type	article number	H mm	mm	
PLIO-CE PG 7	0636 0001 xxx	5	19	50
PLIO-CE PG 9	0636 0002 xxx	5	22	50
PLIO-CE PG 11	0636 0003 xxx	5	24	50
PLIO-CE PG 13,5	0636 0004 xxx	6	27	50
PLIO-CE PG 16	0636 0005 xxx	6	30	50
PLIO-CE PG 21	0636 0006 xxx	7	36	50
PLIO-CE PG 29	0636 0007 xxx	7	46	25
PLIO-CE PG 36	0636 0008 xxx	8	60	10
PLIO-CE PG 42	0636 0009 xxx	8	65	10
PLIO-CE PG 48	0636 0010 xxx	8	70	5

• Lock nut metric

type	article number	H mm	mm	
PLIO-CE M12	0636 0020 xxx	5	18	50
PLIO-CE M16	0636 0021 xxx	5	22	50
PLIO-CE M20	0636 0022 xxx	6	26	50
PLIO-CE M25	0636 0023 xxx	6	32	50
PLIO-CE M32	0636 0024 xxx	7	41	25
PLIO-CE M40	0636 0025 xxx	7	50	10
PLIO-CE M50	0636 0026 xxx	8	60	10
PLIO-CE M63	0636 0027 xxx	8	75	5

• Conical lock nut PG

type	article number	H mm	mm	
PLIO-CEC PG 7	0636 0030 025	5	19	50
PLIO-CEC PG 9	0636 0031 025	5	22	50
PLIO-CEC PG 11	0636 0032 025	5	24	50
PLIO-CEC PG 13,5	0636 0033 025	6	27	50
PLIO-CEC PG 16	0636 0034 025	6	30	50
PLIO-CEC PG 21	0636 0035 025	7	36	50
PLIO-CEC PG 29	0636 0036 025	7	46	25
PLIO-CEC PG 36	0636 0037 025	8	60	10

only available in light grey (025)

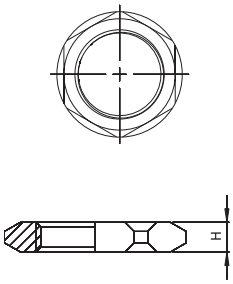



PE-MT

Material	**body:**	nickel plated brass
	internal seal:	TPV
	O-ring:	NBR
	lamellar insert:	PA 6
Protection rating:		IP 68
Temperature range:		-20 to +100°C
Specifications:		EN 62444 (metric)

Applications: Anti-vibration mechanical tightening. Blocking part with multiple facets that guarantee an equal compression against cable and an optimal resistance against tensile strength.

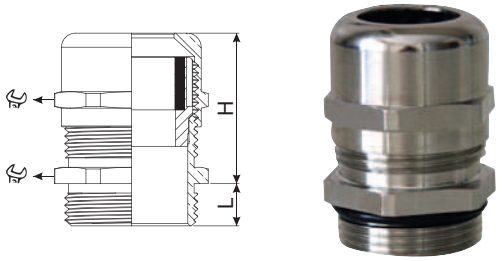

• Cable glands metric

type	art. no.	cable Ø mm		H mm	L mm		Lock nut (to be ordered separately)
PE-MT M12	0636 0301 000	3 - 6,5	14	22	6	50	0636 0401 000
PE-MT M16	0636 0302 000	4 - 8	18	23	7	50	0636 0402 000
PE-MT M20	0636 0303 000	6 - 12	22	26,5	8	50	0636 0403 000
PE-MT M25	0636 0304 000	10 - 14	27	28	8	25	0636 0404 000
PE-MT M32	0636 0305 000	13 - 18	34	31,5	8	25	0636 0405 000
PE-MT M40	0636 0306 000	18 - 25	43	38	9	20	0636 0406 000
PE-MT M50	0636 0307 000	22 - 32	55	43	9	12	0636 0407 000
PE-MT M63	0636 0308 000	33 - 44	68	48	14	12	0636 0408 000

• Cable glands PG

type	art. no.	cable Ø mm		H mm	L mm		Lock nut (to be ordered separately)
PE-MT PG 7	0636 0321 000	3 - 6,5	14	22	6	50	0636 0421 000
PE-MT PG 9	0636 0322 000	4 - 8	17	23	6	50	0636 0422 000
PE-MT PG 11	0636 0323 000	5 - 10	20	24,5	6	50	0636 0423 000
PE-MT PG 13	0636 0324 000	6 - 12	22	26,5	6,5	50	0636 0424 000
PE-MT PG 16	0636 0325 000	10 - 14	24	28	6,5	25	0636 0425 000
PE-MT PG 21	0636 0326 000	13 - 18	30	31,5	7	25	0636 0426 000
PE-MT PG 29	0636 0327 000	18 - 25	40	38	8	20	0636 0427 000
PE-MT PG 36	0636 0328 000	22 - 32	50	43	10	15	0636 0428 000
PE-MT PG 42	0636 0329 000	30 - 38	57	47	12	12	0636 0429 000
PE-MT PG 48	0636 0330 000	33 - 44	64	48	14	12	0636 0430 000

A8/3-02



CE-MT

Material:	nickel plated brass
Execution:	6 sides
Temperature range:	-40 to +200°C



• Lock nut metric

type	art. no.	mm	M mm	
CE-MT M12	0636 0401 000	15	2,8	100
CE-MT M16	0636 0402 000	19	3	100
CE-MT M20	0636 0403 000	24	3,5	100
CE-MT M25	0636 0404 000	30	4	100
CE-MT M32	0636 0405 000	36	5	50
CE-MT M40	0636 0406 000	46	5	50
CE-MT M50	0636 0407 000	60	5	10
CE-MT M63	0636 0408 000	70	6	10

• Lock nut Pg

type	art. no.	mm	M mm	
CE-MT PG 7	0636 0421 000	15	2,8	100
CE-MT PG 9	0636 0422 000	18	2,8	100
CE-MT PG 11	0636 0423 000	21	3	100
CE-MT PG 13	0636 0424 000	23	3	100
CE-MT PG 16	0636 0425 000	26	3	100
CE-MT PG 21	0636 0426 000	32	3,5	100
CE-MT PG 29	0636 0427 000	41	4	50
CE-MT PG 36	0636 0428 000	51	5	25
CE-MT PG 42	0636 0429 000	60	5	10
CE-MT PG 48	0636 0430 000	64	5,5	10

PLIO-BC

Material: PA 6
Colour: grey
Temperature range: -20 to +100°C permanent
Specifications: EN 60423 (metric)
DIN 40430 (PG)

Applications : fast and simple closing of unused holes. Can be used in place of the gripping head of PLIO-PEC.

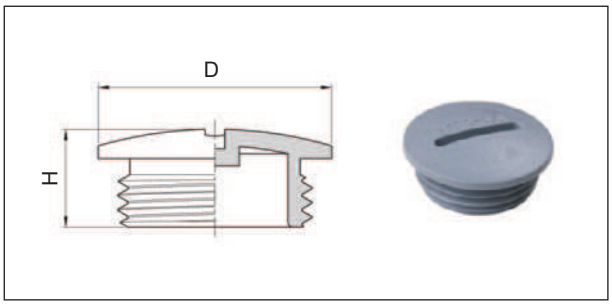

• Locking plugs with flange PG

type	article number	H mm	D mm	
PLIO-BC PG 7	0636 0201 013	8	15	100
PLIO-BC PG 9	0636 0202 013	8,2	19	100
PLIO-BC PG 11	0636 0203 013	8,5	22	100
PLIO-BC PG 13,5	0636 0204 013	8,5	25	100
PLIO-BC PG 16	0636 0205 013	8,5	27	100
PLIO-BC PG 21	0636 0206 013	12	33	50
PLIO-BC PG 29	0636 0207 013	11,3	44	20
PLIO-BC PG 36	0636 0208 013	14,3	55	10

• Locking plugs with flange metric

type	article number	H mm	D mm	
PLIO-BC M12	0636 0230 013	8,5	15	100
PLIO-BC M16	0636 0231 013	10	20	100
PLIO-BC M20	0636 0232 013	10	24	100
PLIO-BC M25	0636 0233 013	14	30	100
PLIO-BC M32	0636 0234 013	14	37	100
PLIO-BC M40	0636 0235 013	15	48	50

PLIO-PT

Material: PA 6
Colour: black
Temperature range: -20 to +100°C permanent

Applications: Used for a short time protection of holes before cabling.

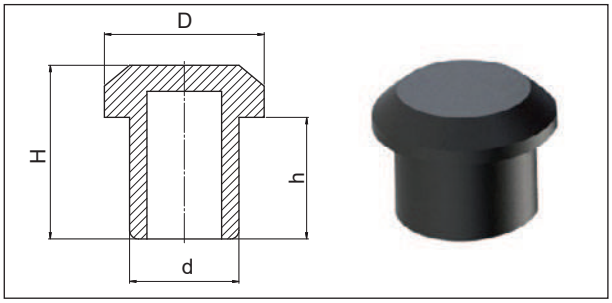

• Protector PG/metric

type	article number	d mm	h mm	D mm	H mm	
PLIO-PT PG 11/M16	0636 0210 010	9,8	3,8	13,5	13,5	100
PLIO-PT PG 13,5/M20	0636 0211 010	11,9	3,5	16	16	100
PLIO-PT PG 16	0636 0212 010	13,8	4	18	13,8	100
PLIO-PT PG 21/M25	0636 0213 010	17,7	4,3	21,9	15	50
PLIO-PT PG 29/M32	0636 0214 010	24,7	5	29	18,8	20
PLIO-PT PG 36/M40	0636 0215 010	31,8	6,2	36,8	21,7	10

A20

HELAVIA® grommets and mouldings in polychloroprene rubber











HELAVIA® grommets and mouldings in polychloroprene rubber

SES-STERLING markets a set of moulded parts made of polychloroprene rubber under the brand name HELAVIA®.
These parts convince by their versatility and properties during assembly and operation.

page	type	material	operating temperatures	colour	specifications	halogene free	
Universel grommet HELAVIA®							
A20/1-00	**DU**	EPDM	-40 to +100°C	black	for sheet metal from 1 to 4 mm	yes	
Grommet HELAVIA®							
A20/1-01	**DA**	CR	-30 to +90°C	black	standard use	no	
A20/2-01	**DC**				equal or unequal sides		
	DE						
	DH				elongated		
Membrane grommet HELAVIA®							
A20/5-01	**DG**	CR	-30 to +90°C	black grey	normal or thick membrane	no	
A20/5-02 A20/5-03	**DGC**			black	cross-cut membrane		
	DG				perforated membrane		
A20/5-03	**15-xxx**				sleeved gormmets		
Sealing grommet HELAVIA®							
A20/7-01	**DV**	CR	-30 to +90°C	black	wire clamps	no	
A20/7-02	**DX**	EPDM	-40 to +100°C		IP 67	yes	
A20/7-03	**DX-M - DX-PG**			black light grey	IP 67		
Special grommet HELAVIA®							
A20/8-01	**Special**	Depending on the chosen product	Depending on the chosen product	black	-	no	
A20/20-01	**Bushes and strain relief**						
A20/30-01	**Moulded caps**						
A20/40-01	**Feets**						
A20/50-01	**Flanged and bushed grommets**						
A20/60-01	Moulded parts to customers **drawing**						
A20/90-01	List of the grommets						

Universal grommets DU
in EPDM rubber

DU

Material:	EPDM
Colour:	black
Operating temperatures:	-40 to +100°C
Ultimate elongation:	> 400 %
Dielectric strength:	> 13 kV/mm
Resistance to ozone:	very good
Specification:	halogene free



type	article number	dimensions (mm) Ø A	Ø B	Ø C	D	F1	F2	pces
DU-M20	0252 0653 010	8-13	20	25,5	1...4	6,2	8	100
DU-M25	0252 0654 010	10-17	25	31	1...4	6,2	10,5	100

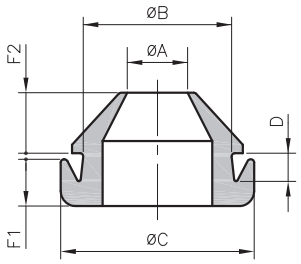



Specification: only one grommet adapting to a wall thickness of 1 to 4 mm.



Mounting principle

1

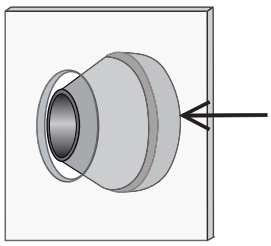

2

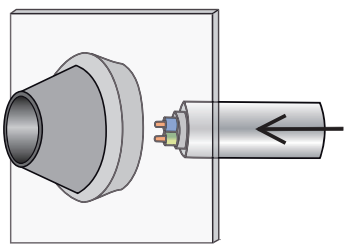

3

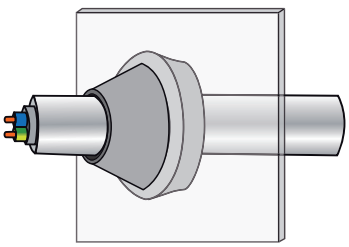

HELAVIA® standard grommets DA
in black polychloroprene rubber (Neoprene)

HELAVIA®

RoHS

DA

Material:	CR
Colour:	black
Operating temperatures:	-30 to +90°C
Tensile strength at break:	> 7 MPa
Ultimate elongation:	> 400 %
Dielectric strength:	> 13 kV/mm



type	article number	dimensions (mm) Ø A	Ø B	Ø C	D	F1	F2	pces
DA 20/65/10	0252 0001 010	2	6,5	11	1	2	2	100
DA 20/65/15	0252 0002 010	2	6,5	11	1,5	2	2	100
DA 20/65/20	0252 0003 010	2	6,5	11	2	2	2	100
DA 20/80/10	0252 0004 010	2	8	11	1	2	2	100
DA 20/80/15	0252 0005 010	2	8	11	1,5	2	2	100
DA 20/80/20	0252 0006 010	2	8	11	2	2	2	100
DA 30/50/10	0252 0101 010	3	5	10	1	1,5	3	100
DA 30/70/10	0252 0135 010	3	7	10	1	1,5	3	100
DA 30/70/15	0252 0136 010	3	7	10	1,5	1,5	3	100
DA 30/70/20	0252 0137 010	3	7	10	2	1,5	3	100
DA 30/70/30	0252 0138 010	3	7	10	3	1,5	3	100
DA 30/70/35	0252 0102 010	3	7	10	3,5	1,5	3	100
DA 40/65/10	0252 0010 010	4	6,5	11	1	2	2	100
DA 40/80/10	0252 0007 010	4	8	11	1	2	2	100
DA 40/80/15	0252 0008 010	4	8	11	1,5	2	2	100
DA 40/80/20	0252 0009 010	4	8	11	2	2	2	100
DA 45/95/10	0252 0085 010	4,5	9,5	13	1	4,5	4,5	100
DA 45/95/15	0252 0086 010	4,5	9,5	13	1,5	4,5	4,5	100
DA 45/95/20	0252 0087 010	4,5	9,5	13	2	4,5	4,5	100
DA 48/80/10	0252 0139 010	4,8	8	12	1	1,5	1,5	100
DA 48/80/15	0252 0140 010	4,8	8	12	1,5	1,5	1,5	100
DA 48/80/20	0252 0141 010	4,8	8	12	2	1,5	1,5	100
DA 48/80/30	0252 0142 010	4,8	8	12	3	1,5	1,5	100
DA 48/85/10	0252 0348 010	4,8	8,5	12	1	1,5	1,5	100
DA 48/85/15	0252 0349 010	4,8	8,5	12	1,5	1,5	1,5	100
DA 48/85/20	0252 0350 010	4,8	8,5	12	2	1,5	1,5	100
DA 48/85/30	0252 0011 010	4,8	8,5	12	3	1,5	1,5	100
DA 50/70/10	0252 0130 010	5	7	11	1	2,8	2,8	100
DA 50/70/15	0252 0131 010	5	7	11	1,5	2,8	2,8	100
DA 50/70/20	0252 0132 010	5	7	11	2	2,8	2,8	100
DA 50/70/30	0252 0152 010	5	7	11	3	2,8	2,8	100
DA 50/90/10	0252 0171 010	5	9	15	1	3	8	100
DA 50/90/15	0252 0172 010	5	9	15	1,5	3	8	100
DA 50/90/20	0252 0173 010	5	9	15	2	3	8	100
DA 50/90/30	0252 0174 010	5	9	15	3	3	8	100

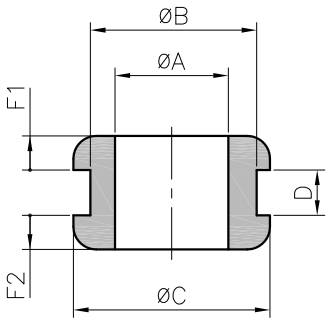

HELAVIA® standard grommets DA
in black polychloroprene rubber (Neoprene)

type	article number	dimensions (mm) Ø A	Ø B	Ø C	D	F1	F2	pces
DA 55/80/10	0252 0013 010	5,5	8	11	1	2	2	100
DA 55/80/15	0252 0014 010	5,5	8	11	1,5	2	2	100
DA 55/80/20	0252 0015 010	5,5	8	11	2	2	2	100
DA 58/100/15	0252 0016 010	5,8	10	16	1,5	3,8	3,8	100
DA 60/90/10	0252 0133 010	6	9	14	1	3	3	100
DA 60/90/15	0252 0017 010	6	9	14	1,5	3	3	100
DA 60/90/20	0252 0134 010	6	9	14	2	3	3	100
DA 60/90/30	0252 0153 010	6	9	14	3	3	3	100
DA 60/90/40	0252 0178 010	6	9	14	4	3	3	100
DA 60/100/10	0252 0018 010	6	10	14	1	3	3	100
DA 60/100/15	0252 0019 010	6	10	14	1,5	3	3	100
DA 60/100/20	0252 0020 010	6	10	14	2	3	3	100
DA 60/100/30	0252 0021 010	6	10	14	3	3	3	100
DA 60/100/40	0252 0373 010	6	10	14	4	3	3	100
DA 60/110/10	0252 0022 010	6	11	16	1	1,8	1,8	100
DA 60/110/15	0252 0023 010	6	11	16	1,5	1,8	1,8	100
DA 60/110/20	0252 0024 010	6	11	16	2	1,8	1,8	100
DA 60/110/30	0252 0143 010	6	11	16	3	1,8	1,8	100
DA 60/110/50	0252 0154 010	6	11	14	5	3	3	100
DA 60/120/10	0252 0144 010	6	12	16	1	1,8	1,8	100
DA 60/120/15	0252 0145 010	6	12	16	1,5	1,8	1,8	100
DA 60/120/20	0252 0146 010	6	12	16	2	1,8	1,8	100
DA 60/120/30	0252 0025 010	6	12	16	3	1,8	1,8	100
DA 70/120/10	0252 0147 010	7	12	16	1	3,3	3,3	100
DA 70/120/15	0252 0148 010	7	12	16	1,5	3,3	3,3	100
DA 70/120/20	0252 0088 010	7	12	16	2	3,3	3,3	100
DA 70/120/30	0252 0149 010	7	12	16	3	3,3	3,3	100
DA 75/110/10	0252 0351 010	7,5	11	20	1	3,5	3,5	100
DA 75/110/15	0252 0352 010	7,5	11	20	1,5	3,5	3,5	100
DA 75/110/20	0252 0353 010	7,5	11	20	2	3,5	3,5	100
DA 75/110/30	0252 0354 010	7,5	11	20	3	3,5	3,5	100
DA 75/110/40	0252 0355 010	7,5	11	20	4	3,5	3,5	100
DA 75/110/50	0252 0110 010	7,5	11	20	5	3,5	3,5	100
DA 75/120/10	0252 0089 010	7,5	12	20	1	3,5	3,5	100
DA 75/120/15	0252 0090 010	7,5	12	20	1,5	3,5	3,5	100
DA 75/120/20	0252 0091 010	7,5	12	20	2	3,5	3,5	100
DA 75/120/30	0252 0092 010	7,5	12	20	3	3,5	3,5	100
DA 75/120/60	0252 0026 010	7,5	12	20	6	3,5	3,5	100
DA 80/100/10	0252 0027 010	8	10	15	1	3,5	3,5	100
DA 80/100/15	0252 0028 010	8	10	15	1,5	3,5	3,5	100
DA 80/100/20	0252 0029 010	8	10	15	2	3,5	3,5	100
DA 80/100/30	0252 0030 010	8	10	15	3	3,5	3,5	100
DA 80/100/40	0252 0031 010	8	10	15	4	3,5	3,5	100
DA 80/110/10	0252 0155 010	8	11	15	1	3,5	3,5	100
DA 80/110/15	0252 0032 010	8	11	15	1,5	3,5	3,5	100
DA 80/110/20	0252 0033 010	8	11	15	2	3,5	3,5	100
DA 80/110/30	0252 0156 010	8	11	15	3	3,5	3,5	100
DA 80/110/40	0252 0157 010	8	11	15	4	3,5	3,5	100



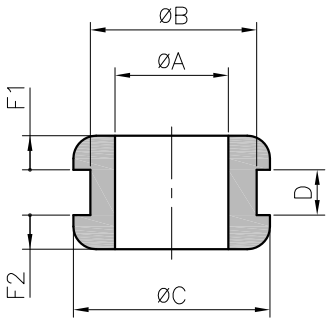

HELAVIA® standard grommets DA
in black polychloroprene rubber (Neoprene)

HELAVIA®

RoHS

type	article number	dimensions (mm) Ø A	Ø B	Ø C	D	F1	F2	pces
DA 80/160/10	0252 0364 010	8	16	20	1	3	3	100
DA 80/160/15	0252 0365 010	8	16	20	1,5	3	3	100
DA 80/160/20	0252 0366 010	8	16	20	2	3	3	100
DA 80/160/30	0252 0367 010	8	16	20	3	3	3	100
DA 80/160/40	0252 0368 010	8	16	20	4	3	3	100
DA 80/160/60	0252 0175 010	8	16	20	6	3	3	100
DA 90/110/10	0252 0036 010	9	11	16	1	2,8	2,8	100
DA 90/110/15	0252 0037 010	9	11	16	1,5	2,8	2,8	100
DA 90/110/20	0252 0038 010	9	11	16	2	2,8	2,8	100
DA 90/110/30	0252 0039 010	9	11	16	3	2,8	2,8	100
DA 90/110/40	0252 0040 010	9	11	16	4	2,8	2,8	100
DA 90/160/10	0252 0158 010	9	16	22	1	4	4	100
DA 90/160/15	0252 0041 010	9	16	22	1,5	4	4	100
DA 90/160/20	0252 0159 010	9	16	22	2	4	4	100
DA 90/160/30	0252 0160 010	9	16	22	3	4	4	100
DA 90/160/40	0252 0161 010	9	16	22	4	4	4	100
DA 90/200/20	0252 0042 010	9	20	27	2	3,3	3,3	100
DA 90/200/30	0252 0043 010	9	20	27	3	3,3	3,3	100
DA 90/200/40	0252 0044 010	9	20	27	4	3,3	3,3	100
DA 95/130/10	0252 0045 010	9,5	13	17,5	1	3	3	100
DA 95/130/15	0252 0046 010	9,5	13	17,5	1,5	3	3	100
DA 95/130/20	0252 0047 010	9,5	13	17,5	2	3	3	100
DA 95/130/30	0252 0048 010	9,5	13	17,5	3	3	3	100
DA 95/130/40	0252 0049 010	9,5	13	17,5	4	3	3	100
DA 95/130/50	0252 0050 010	9,5	13	17,5	5	3	3	100
DA 95/130/80	0252 0051 010	9,5	13	17,5	8	3	3	100
DA 95/140/10	0252 0356 010	9,5	14	17,5	1	3	3	100
DA 95/140/15	0252 0357 010	9,5	14	17,5	1,5	3	3	100
DA 95/140/20	0252 0179 010	9,5	14	17,5	2	3	3	100
DA 95/140/30	0252 0359 010	9,5	14	17,5	3	3	3	100
DA 95/140/40	0252 0358 010	9,5	14	17,5	4	3	3	100
DA 100/140/10	0252 0180 010	10	14	20	1	2	2	100
DA 100/140/15	0252 0181 010	10	14	20	1,5	2	2	100
DA 100/140/20	0252 0182 010	10	14	20	2	2	2	100
DA 100/140/25	0252 0183 010	10	14	20	2,5	2	2	100
DA 100/140/30	0252 0184 010	10	14	20	3	2	2	100
DA 100/160/10	0252 0360 010	10	16	20	1	2	2	100
DA 100/160/15	0252 0083 010	10	16	20	1,5	2	2	100
DA 100/160/20	0252 0361 010	10	16	20	2	2	2	100
DA 100/160/25	0252 0362 010	10	16	20	2,5	2	2	100
DA 100/160/30	0252 0363 010	10	16	20	3	2	2	100
DA 110/140/10	0252 0093 010	11	14	19	1	3	3	100
DA 110/140/15	0252 0052 010	11	14	19	1,5	3	3	100
DA 110/140/20	0252 0094 010	11	14	19	2	3	3	100
DA 110/140/30	0252 0095 010	11	14	19	3	3	3	100
DA 110/150/10	0252 0053 010	11	15	19	1	3	3	100
DA 110/150/15	0252 0054 010	11	15	19	1,5	3	3	100
DA 110/150/20	0252 0055 010	11	15	19	2	3	3	100
DA 110/150/25	0252 0056 010	11	15	19	2,5	3	3	100
DA 110/150/30	0252 0057 010	11	15	19	3	3	3	100



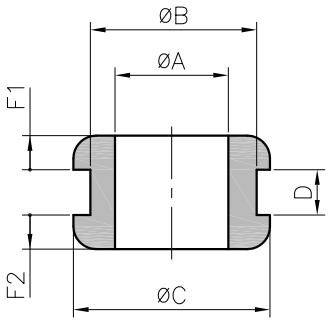

HELAVIA® standard grommets DA
in black polychloroprene rubber (Neoprene)

HELAVIA®

RoHS

type	article number	dimensions (mm) Ø A	Ø B	Ø C	D	F1	F2	pces
DA 120/180/10	0252 0162 010	12	18	25	1	2,5	2,5	100
DA 120/180/15	0252 0163 010	12	18	25	1,5	2,5	2,5	100
DA 120/180/20	0252 0164 010	12	18	25	2	2,5	2,5	100
DA 120/180/30	0252 0165 010	12	18	25	3	2,5	2,5	100
DA 120/180/40	0252 0166 010	12	18	25	4	2,5	2,5	100
DA 120/200/10	0252 0167 010	12	20	25	1	2,5	2,5	100
DA 120/200/15	0252 0168 010	12	20	25	1,5	2,5	2,5	100
DA 120/200/20	0252 0169 010	12	20	25	2	2,5	2,5	100
DA 120/200/30	0252 0170 010	12	20	25	3	2,5	2,5	100
DA 120/200/40	0252 0058 010	12	20	25	4	2,5	2,5	100
DA 120/255/80	0252 0176 010	12	25,5	40	8	4	4	100
DA 120/280/80	0252 0177 010	12	28	40	8	4	4	100
DA 130/170/10	0252 0151 010	13	17	23	1	4	4	100
DA 130/170/15	0252 0059 010	13	17	23	1,5	4	4	100
DA 130/170/20	0252 0060 010	13	17	23	2	4	4	100
DA 130/170/30	0252 0061 010	13	17	23	3	4	4	100
DA 130/170/40	0252 0062 010	13	17	23	4	4	4	100
DA 130/170/50	0252 0069 010	13	17	23	5	4	4	100
DA 130/170/60	0252 0063 010	13	17	23	6	4	4	100
DA 140/200/10	0252 0064 010	14	20	28	1	4	4	100
DA 140/200/15	0252 0065 010	14	20	28	1,5	4	4	100
DA 140/200/20	0252 0066 010	14	20	28	2	4	4	100
DA 140/200/30	0252 0067 010	14	20	28	3	4	4	100
DA 140/200/40	0252 0068 010	14	20	28	4	4	4	100
DA 150/220/10	0252 0096 010	15	22	26	1	4,5	4,5	100
DA 150/220/15	0252 0097 010	15	22	26	1,5	4,5	4,5	100
DA 150/220/20	0252 0098 010	15	22	26	2	4,5	4,5	100
DA 150/220/30	0252 0099 010	15	22	26	3	4,5	4,5	100
DA 150/220/80	0252 0070 010	15	22	26	8	4,5	4,5	100
DA 160/220/10	0252 0071 010	16	22	29,5	1	4	4	100
DA 160/220/15	0252 0072 010	16	22	29,5	1,5	4	4	100
DA 160/220/20	0252 0073 010	16	22	29,5	2	4	4	100
DA 160/220/30	0252 0074 010	16	22	29,5	3	4	4	100
DA 185/250/10	0252 0343 010	18,5	25	32,5	1	4,5	4,5	100
DA 185/250/15	0252 0075 010	18,5	25	32,5	1,5	4,5	4,5	100
DA 185/250/20	0252 0344 010	18,5	25	32,5	2	4,5	4,5	100
DA 185/250/25	0252 0345 010	18,5	25	32,5	2,5	4,5	4,5	100
DA 185/250/30	0252 0346 010	18,5	25	32,5	3	4,5	4,5	100
DA 185/250/40	0252 0347 010	18,5	25	32,5	4	4,5	4,5	100
DA 200/280/10	0252 0150 010	20	28	36	1	5	5	50
DA 200/280/15	0252 0076 010	20	28	36	1,5	5	5	50
DA 200/280/20	0252 0077 010	20	28	36	2	5	5	50
DA 200/280/30	0252 0078 010	20	28	36	3	5	5	50
DA 200/280/40	0252 0079 010	20	28	36	4	5	5	50
DA 200/280/60	0252 0080 010	20	28	36	6	5	5	50
DA 230/300/20	0252 0186 010	23	30	38	2	3,5	3,5	50
DA 230/300/30	0252 0187 010	23	30	38	3	3,5	3,5	50
DA 230/300/40	0252 0188 010	23	30	38	4	3,5	3,5	50
DA 230/300/60	0252 0189 010	23	30	38	6	3,5	3,5	50



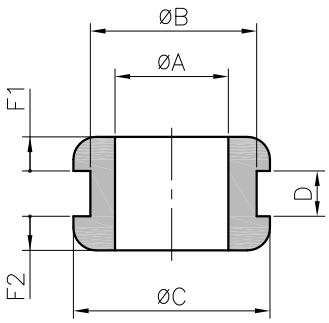

HELAVIA® standard grommets DA
in black polychloroprene rubber (Neoprene)

HELAVIA®

RoHS

type	article number	dimensions (mm) Ø A	Ø B	Ø C	D	F1	F2	pces
DA 250/470/10	0252 0369 010	25	47	56,5	1	4,5	4,5	50
DA 250/470/15	0252 0081 010	25	47	56,5	1,5	4,5	4,5	50
DA 250/470/20	0252 0370 010	25	47	56,5	2	4,5	4,5	50
DA 250/470/30	0252 0371 010	25	47	56,5	3	4,5	4,5	50
DA 250/470/40	0252 0372 010	25	47	56,5	4	4,5	4,5	50
DA 300/350/10	0252 0330 010	30	35	40	1	4	4	50
DA 300/350/15	0252 0331 010	30	35	40	1,5	4	4	50
DA 300/350/20	0252 0332 010	30	35	40	2	4	4	50
DA 300/350/30	0252 0333 010	30	35	40	3	4	4	50
DA 300/350/40	0252 0334 010	30	35	40	4	4	4	50
DA 380/440/10	0252 0374 010	38	44	54	1	5	5	25
DA 380/440/15	0252 0375 010	38	44	54	1,5	5	5	25
DA 380/440/20	0252 0376 010	38	44	54	2	5	5	25
DA 380/440/30	0252 0377 010	38	44	54	3	5	5	25
DA 380/440/40	0252 0378 010	38	44	54	4	5	5	25
DA 480/600/20	0252 0335 010	48	60	68	2	3,8	3,8	25
DA 480/600/25	0252 0082 010	48	60	68	2,5	3,8	3,8	25
DA 480/600/30	0252 0336 010	48	60	68	3	3,8	3,8	25
DA 480/600/40	0252 0337 010	48	60	68	4	3,8	3,8	25
DA 480/600/60	0252 0338 010	48	60	68	6	3,8	3,8	25



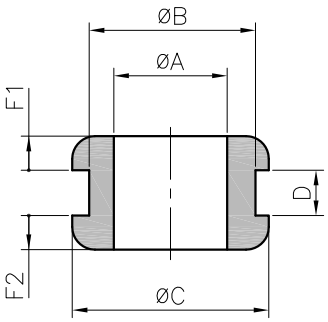

HELAVIA® standard grommets DC-DE-DH
in polychloroprene rubber

HELAVIA®

RoHS

type | article number | dimensions (mm) | pces

• HELAVIA standard grommets DC with equal sides

type	article number	ØA	ØB	ØC	D	F	pces
DC 51/70/10	0252 0213 010	5,1	7	11	1	3	100
DC 51/70/15	0252 0215 010	5,1	7	11	1,5	3	100
DC 51/70/20	0252 0216 010	5,1	7	11	2	3	100
DC 51/70/30	0252 0217 010	5,1	7	11	3	3	100
DC 70/250/60	0252 0220 010	7	25	29	6	2	100
DC 80/120/10	0252 0225 010	8	12	22	1	2,5	100
DC 80/120/15	0252 0226 010	8	12	22	1,5	2,5	100
DC 80/120/20	0252 0227 010	8	12	22	2	2,5	100
DC 80/120/30	0252 0228 010	8	12	22	3	2,5	100
DC 80/120/40	0252 0229 010	8	12	22	4	2,5	100
DC 80/120/50	0252 0230 010	8	12	22	5	2,5	100
DC 90/110/10	0252 0201 010	9	11	16	1	3,3	100
DC 90/110/15	0252 0202 010	9	11	16	1,5	3,3	100
DC 90/110/20	0252 0203 010	9	11	16	2	3,3	100
DC 90/110/30	0252 0204 010	9	11	16	3	3,3	100
DC 90/110/40	0252 0212 010	9	11	16	4	3,3	100
DC 100/140/10	0252 0235 010	10	14	24	1	2,5	100
DC 100/140/15	0252 0236 010	10	14	24	1,5	2,5	100
DC 100/140/20	0252 0237 010	10	14	24	2	2,5	100
DC 100/140/30	0252 0238 010	10	14	24	3	2,5	100
DC 100/140/40	0252 0239 010	10	14	24	4	2,5	100
DC 100/140/50	0252 0240 010	10	14	24	5	2,5	100
DC 190/250/65	0252 0206 010	19	25	32	6,5	3	50
DC 190/250/135	0252 0207 010	19	25	32	13,5	3	50
DC 350/400/50	0252 0221 010	35	40	50	5	2,75	50
DC 940/1010/30	0252 0211 010	94	101	109	3	5,5	25

New

New

New

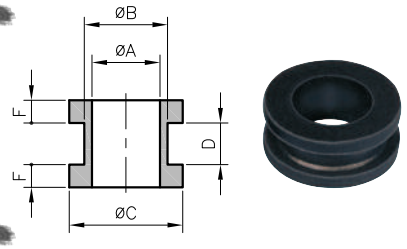

• Grommets with unequal sides series DC

type	article number	ØA	ØB	ØC	D	F1	F2	pces
DC 50/70/10	0252 0214 010	5	7	11	1	2	3,5	100

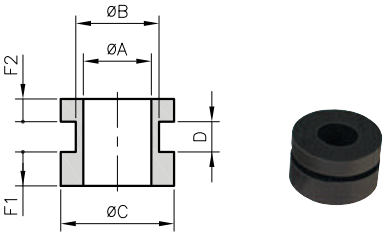

• Conical grommets series DE

type	article number	ØA	ØB	ØC	D	F1	F2	pces
DE 65/100/10	0252 0299 010	6,5	10	16/14	1	3	5	100
DE 65/100/15	0252 0308 010	6,5	10	16/14	1,5	3	5	100
DE 65/100/20	0252 0304 010	6,5	10	16/14	2	3	5	100
DE 65/100/30	0252 0300 010	6,5	10	16/14	3	3	5	100

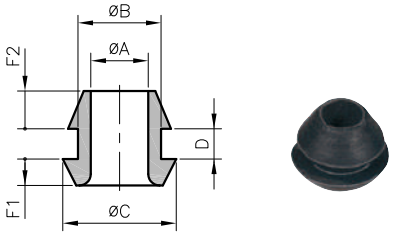

• Elongated grommets series DH

type	article number	ØA	ØB	ØC	D	F	pces
DH 60/90/80	0252 0340 010	6	9	14	8	3	100
DH 80/115/50	0252 0321 010	8	11,5	16	5	4	100
DH 80/115/80	0252 0322 010	8	11,5	16	8	4	100
DH 80/115/160	0252 0323 010	8	11,5	16	16	4	100
DH 120/200/200	0252 0326 010	12	20	27,5	20	5	50
DH 130/200/150	0252 0328 010	13	20	28	15	5	100
DH 140/200/200	0252 0327 010	14	20	28	20	5	50
DH 240/300/350	0252 0324 010	24	30	38	35	5	25
DH 250/310/330	0252 0320 010	25	31	37	33	5	25
DH 300/390/400	0252 0329 010	30	39	55	40	10	25
DH 350/450/500	0252 0341 010	35	45	57	50	10	25

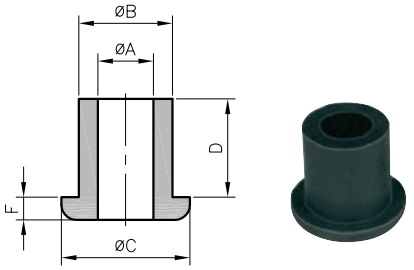

HELAVIA® membrane grommets DG
in black polychloroprene rubber

HELAVIA®

DG HELAVIA

Material: polychloroprene rubber
Colours: black - grey (near RAL 7037)
Operating temperatures: -30 to +90°C
Tensile strength at break: 7 MPa
Ultimate elongation: > 400 %
Dielectric strength: > 13 kV/mm

Applications: designed to close off unused entries in panels, enclosures and housings of all types. Wires and conduits can pass through the membrane if required.



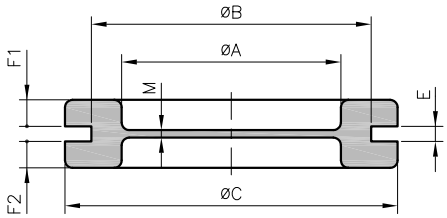

• Standard membrane (1 and 1,5 mm)

type	article number black 010	article number grey 013	dimensions (mm) Ø A	Ø B	Ø C	E	F1	F2	M	pces
DG 9/E1	0258 0361 010	0258 0361 013	9	15,5	20	1	3,5	2,5	1	100
DG 9	0258 0351 010	0258 0351 013	9	15,5	20	2	2,5	2,5	1	100
DG 11	0258 0352 010	0258 0352 013	11	18,5	23	2	2,5	2,5	1	100
DG 13,5	0258 0353 010	0258 0353 013	13,5	20,5	25	2	2,5	2,5	1	100
DG 16	0258 0354 010	0258 0354 013	16	22,5	27,5	2	2,5	2,5	1	100
DG 21	0258 0355 010	0258 0355 013	21	28	35	2	3	3	1	100
DG 29	0258 0356 010	0258 0356 013	29	37	44	2	3,5	3,5	1	50
DG 36	0258 0357 010	0258 0357 013	36	47	54	2,5	3,8	3,8	1	50
DG 48	0258 0358 010	0258 0358 013	48	60	68	2,5	3,8	3,8	1	50
DG 53	0258 0359 010	0258 0359 013	53	64	75	2,5	3,8	3,8	1,5	50
DG 69	0258 0360 010	0258 0360 013	69	79	90	2,5	3,8	3,8	1,5	50
DG M16	0258 0011 010	0258 0011 013	9	16	20	2	2,5	2,5	1	100
DG M20	0258 0012 010	0258 0012 013	13,5	20	25	2	2,5	2,5	1	100
DG M25	0258 0013 010	0258 0013 013	18,5	25	30,5	2	2,5	2,5	1	100
DG M32	0258 0014 010	0258 0014 013	25	32	39	2	3	3	1	100
DG M40	0258 0015 010	0258 0015 013	31	40	47	2,5	3,8	3,8	1	50
DG M50	0258 0016 010	0258 0016 013	39	50	57	2,5	3,8	3,8	1	50
DG M63	0258 0017 010	0258 0017 013	53	63	75	2,5	3,8	3,8	1	50
DG M68	0258 0019 010	0258 0019 013	53	68	75	2,5	3,8	3,8	1,5	50
DG M75	0258 0018 010	0258 0018 013	65	75	87	2,5	3,8	3,8	1	50

• Thick membrane

type	article number black 010	dimensions (mm) Ø A	Ø B	Ø C	E	F1	F2	M	pces
DG 16/E3	0258 0449 010	16	22,5	27,5	3	2,5	2,5	2	100
DG 16/E4	0258 0440 010	16	22,5	27,5	4	2,5	2,5	3	100
DG 21/E4	0258 0441 010	21	28	35	4	3	3	3	100
DG 29/E6	0258 0445 010	29	37	44	6	3,5	3,5	5	100
DG 36/E3	0258 0362 010	36	47	54	3	3,8	5	3	100

HELAVIA® membrane grommets DG
in black polychloroprene rubber

HELAVIA®

RoHS

• Cross-cut membrane



type	article number	dimensions (mm) Ø A	Ø B	Ø C	E	F	M	X	pces
DGC 11	0258 0401 010	11	18,5	23	2	2,5	1	10	100
DGC 13,5	0258 0402 010	13,5	20,5	25	2	2,5	1	10	100
DGC 16	0258 0403 010	16	22,5	27,5	2	2,5	1	14	100
DGC 21	0258 0404 010	21	28	35	2	3	1	17	100
DGC 29	0258 0405 010	29	37	44	2	3,5	1	25	50
DGC 36	0258 0406 010	36	47	54	2,5	3,8	1	32	50
DGC 48	0258 0407 010	48	60	68	2,5	3,8	1	42	50
DGC 53	0258 0408 010	53	64	75	2,5	3,8	1,5	48	50

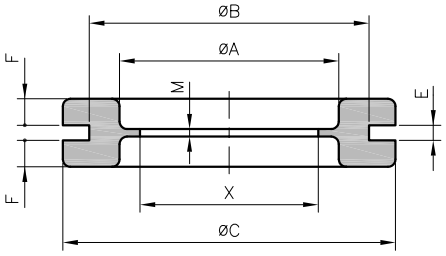

• Perforated membrane

type	article number	dimensions (mm) Ø A	Ø B	Ø C	E	F1	F2	M	Ø P	pces
DG 9/4,5	0258 0415 010	9	15,5	20	2	2,5	2,5	1	4,5	100
DG 11/3,5	0258 0419 010	11	18,5	23	2	2,5	2,5	1	3,5	100
DG 11/4,5	0258 0416 010	11	18,5	23	2	2,5	2,5	1	4,5	100
DG 13,5/4,5	0258 0417 010	13,5	20,5	25	2	2,5	2,5	1	4,5	100
DG 13,5/8	0258 0418 010	13,5	20,5	25	2	2,5	2,5	1	8	100
DG 16/5	0258 0431 010	16	22,5	27,5	2	2,5	2,5	1	5	100
DG 16/10	0258 0420 010	16	22,5	27,5	2	2,5	2,5	1	10	100
DG 16/15	0258 0427 010	16	22,5	27,5	2	2,5	2,5	1	15	100
DG 16/15E3	0258 0423 010	16	22,5	27,5	3	2,5	2,5	2	15	100
DG 21/3	0258 0438 010	21	28	35	2	3	3	1	3	100
DG 21/5	0258 0439 010	21	28	35	2	3	3	1	5	100
DG 21/6	0258 0436 010	21	28	35	2	3	3	1	6	100
DG 21/10	0258 0432 010	21	28	35	2	3	3	1	10	100
DG 21/18	0258 0421 010	21	28	35	2	3	3	1	18	100
DG 21/20	0258 0422 010	21	28	35	2	3	3	1	20	100
DG 29/10	0258 0433 010	29	37	44	2	3,5	3,5	1	10	50
DG 29/14	0258 0434 010	29	37	44	2	3,5	3,5	1	14	50
DG 29/18	0258 0429 010	29	37	44	2	3,5	3,5	1	18	50
DG 36/10	0258 0447 010	36	47	54	2,5	3,8	3,8	1	10	50
DG 36/14	0258 0430 010	36	47	54	2,5	3,8	3,8	1	14	50
DG 36/19E3	0258 0451 010	36	47	54	3	3,8	5	3	19,2	50
DG 36/32	0258 0435 010	36	47	54	2,5	3,8	3,8	1	32	50
DG 48/14	0258 0446 010	48	60	68	2,5	3,8	3,8	1	14	50
DG 48/16	0258 0443 010	48	60	68	2,5	3,8	3,8	1	16	50
DG 48/22	0258 0444 010	48	60	68	2,5	3,8	3,8	1	22	50
DG 53/52	0258 0448 010	53	64	75	2,5	3,8	3,8	1,5	52	50
DG 69/16	0258 0426 010	69	79	90	2,5	3,8	3,8	1,5	16	50
DG 69/36	0258 0437 010	69	79	90	2,5	3,8	3,8	1,5	36	50
DG 69/55	0258 0442 010	69	79	90	2,5	3,8	3,8	1,5	55	50



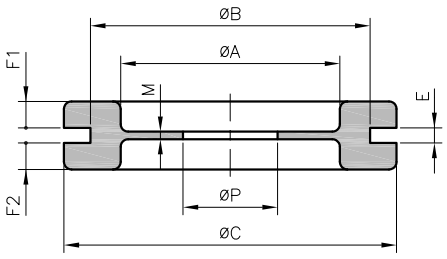



On request other cut-outs are possible.

HELAVIA® membrane grommets DG
in black polychloroprene rubber

HELAVIA®

RoHS

type	article number	dimensions (mm) ØA	ØB	ØC	E	F	M	ØP	pces
• Cut series with perforated membrane									
DG 21/3F	0258 0424 010	21	28	35	2	3	1	3	100
DG 48/30F	0258 0428 010	48	60	68	2,5	3,8	1	30	50

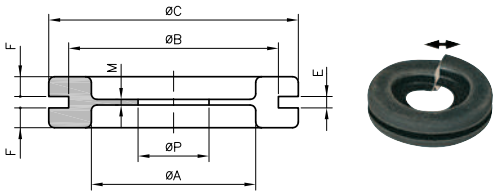

type	article number	dimensions (mm) ØA	ØB	ØC	E	F	M	ØP	pces	
• Special perforated membrane										
DG 21/6x2	0258 0450 010	21	28	35	2	3	1	6	100	(2 holes)
DG 36/16EXC	0258 0425 010	36	47	54	2,5	3,8	1	16	50	(off-centered)

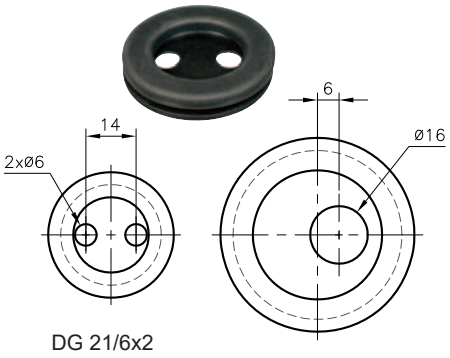

DG 21/6x2

DG 36/16EXC

HELAVIA® sleeved grommets
in polychloroprene rubber

HELAVIA®

RoHS

15-2**

Material:	polychloroprene rubber
Colour:	black
Operating temperatures:	-30 to +90°C
Tensile strength at break:	> 9 MPa
Ultimate elongation:	> 600 %
Dielectric strength:	> 13 kV/mm
Applications:	protection of cables in the passage of sheet steel, and protection against twisting.



type	article number	dimensions (mm) ØA	ØB	pces
15-206	0259 0019 010	2	4,3	100
15-201	0259 0020 010	4	6,3	100
15-202	0259 0021 010	6	8,3	100
15-203	0259 0022 010	8	10,5	100
15-204	0259 0023 010	10,5	13,5	100
15-205	0259 0024 010	13	16	100

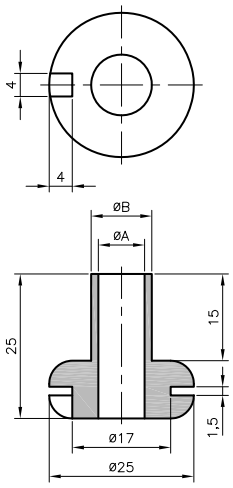

HELAVIA® universal flexible DV wire-clamps
in polychloroprene rubber (Neoprene)

HELAVIA®

RoHS

DV

Material: CR
Colours: black
Operating temperatures: -30 to +90°C
Tensile strength at break: > 8 MPa
Ultimate elongation: > 600 %
Dielectric strength: > 13 kV/mm

Applications: for protection and strain relief, very effective when used with SES-QUICK cable ties, in the passages of boxes, of cupboards or crankcase, etc.



• DV wire-clamps in Bags, without ties

		dimensions (mm)						cable ties to be used	
type	article number	housing Ø	wire Ø	Ø A	B	C	pces	type	article number
DV 4 / 9	0252 0511 010	16	4 - 9	24	18,6	3	100	145/34 SL-C	0186 0979 010
DV 7 / 12	0252 0521 010	19	7 - 12	28	18,7	3	100	145/34 SL-C	0186 0979 010
DV 12 / 18	0252 0531 010	25	12 - 18	34	22	3	100	185/46 SL-C	0186 0983 010
DV 18 / 25	0252 0541 010	32	18 - 25	43	24	3	50	185/46 SL-C	0186 0983 010
DV 25 / 32	0252 0551 010	38	25 - 32	51	24,5	4	50	185/46 SL-C	0186 0983 010

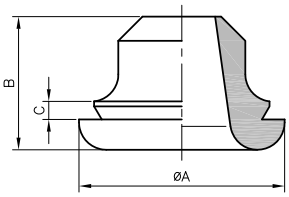

• DV wire-clamps in Bags, with ties

		dimensions (mm)						
type	article number	housing Ø	wire Ø	Ø A	B	C	pces	delivered with ties
DV 4 / 9	0252 0510 010	16	4 - 9	24	18,6	3	10	145/34 SL-C
DV 7 / 12	0252 0520 010	19	7 - 12	28	18,7	3	10	145/34 SL-C
DV 12 / 18	0252 0530 010	25	12 - 18	34	22	3	10	185/46 SL-C
DV 18 / 25	0252 0540 010	32	18 - 25	43	24	3	5	185/46 SL-C
DV 25 / 32	0252 0550 010	38	25 - 32	51	24,5	4	5	185/46 SL-C

Assembly instruction

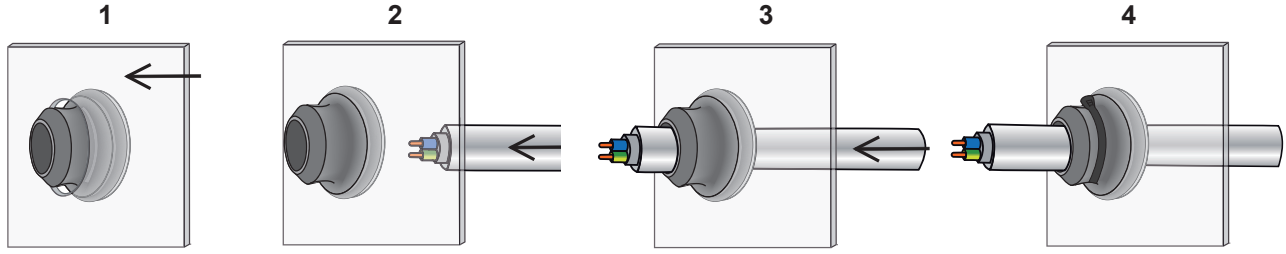

C12/1



HELAVIA® grommets DX,
in EPDM rubber

HELAVIA®

DX

Material:	EPDM
Colours:	black
Operating temperatures:	-40 to +100°C
Tensile strength at break:	> 8 MPa
Ultimate elongation:	> 400 %
Dielectric strength:	> 13 kV/mm

Applications: for all exits of panels, enclosures and housings of all types, etc. Owing to the closed cover, it is possible to use it as a temporary seal for a later wiring.In order to introduce the cable, the cover can be perforated for example with the help of a screwdriver.



type	article number	hole Ø	Ø de câbles	dimensions (mm) metal thickness	Ø A	Ø B	C	pces
DX 10 - 15	0252 0603 010	25,5	10 - 15	1 - 4	31	29	26	100
DX 14 - 20	0252 0604 010	32,5	14 - 20	1 - 4	38	36	28	50

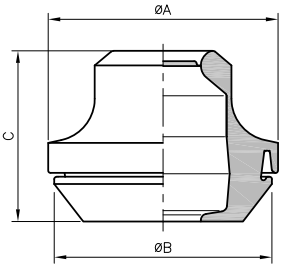

Assembly instruction

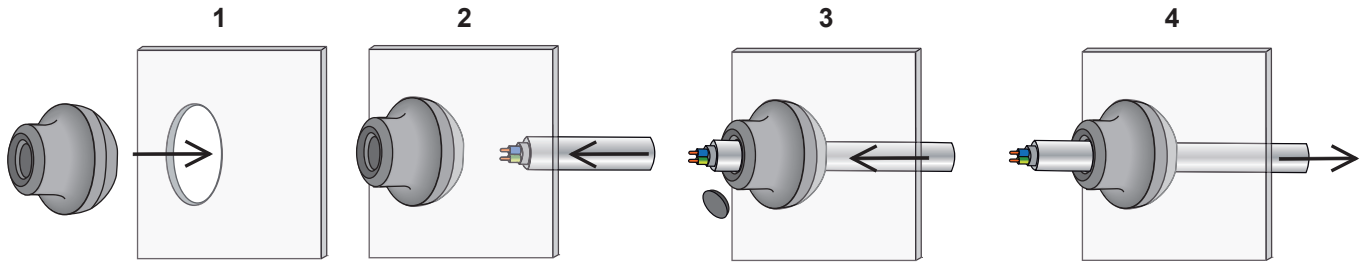

DX grommets, sealing
in EPDM rubber

DX

HF RoHS

DX-M / DX-PG

Material: EPDM
Colours: black
light grey (RAL 7035)
Operating temperatures: -40 to +110°C
Specification: IP 67 according to EN 60 529

Applications: grommets, sealing for all exits of panels, enclosures and housings of all types, etc.



• Metric grommets

type	artide number black 010	artide number grey 025	cable Ø	dimensions (mm) hole Ø	metal thickness	Ø A	B	C	pces
DX-M 12	0252 0610 010	0252 0610 025	4 - 7	12,5	0,5 - 2	20	12,8	5,6	50
DX-M 16	0252 0611 010	0252 0611 025	5 - 9	16,5	1 - 4	21	17,7	11	50
DX-M 20	0252 0612 010	0252 0612 025	8 - 12	20,5	1 - 4	25,5	20	13,4	50
DX-M 25	0252 0613 010	0252 0613 025	11 - 16	25,5	1 - 4	30,5	21,3	15,3	50
DX-M 32	0252 0614 010	0252 0614 025	15 - 20	32,5	1 - 4	38,5	24,6	18,6	25
DX-M 40	0252 0615 010	0252 0615 025	19 - 28	40,5	1 - 4	48,5	29,5	21,7	25
DX-M 50	0252 0616 010	0252 0616 025	27 - 35	50,5	1 - 4	60,5	34,8	25	10

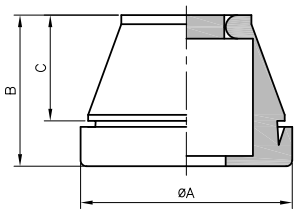

• PG grommets

type	artide number black 010	artide number grey 025	cable Ø	dimensions (mm) hole Ø	metal thickness	Ø A	B	C	pces
DX-PG 7	0252 0620 010	0252 0620 025	3 - 5	13	0,5 - 2	20	12,6	5,4	50
DX-PG 9	0252 0621 010	0252 0621 025	5 - 7	16	1 - 4	21	17,8	10,3	50
DX-PG 11	0252 0622 010	0252 0622 025	7 - 10	19	1 - 4	24	19,8	12,7	50
DX-PG 16	0252 0623 010	0252 0623 025	10 - 14	23	1 - 4	28	21,6	14,7	50
DX-PG 21	0252 0624 010	0252 0624 025	14 - 20	29	1 - 4	35	24,6	17,6	25
DX-PG 29	0252 0625 010	0252 0625 025	20 - 26	38	1 - 4	46	28,5	20	25
DX-PG 36	0252 0626 010	0252 0626 025	26 - 35	48	1 - 4	58	34,9	23,9	10

Assembly instruction

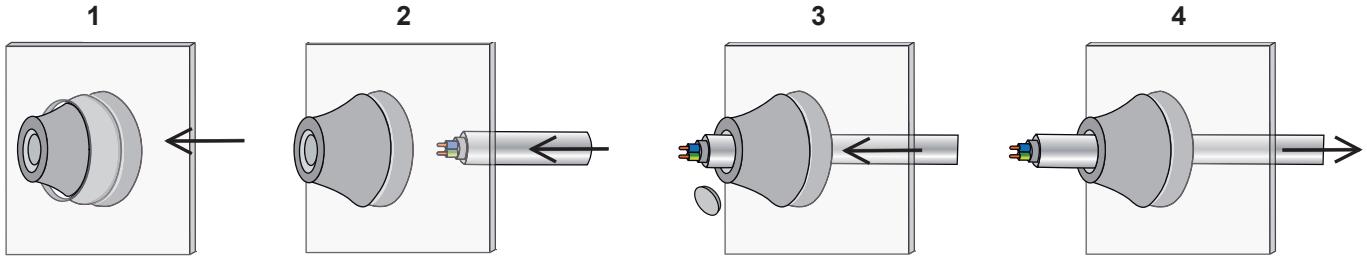

HELAVIA® semi-special grommets
in polychloroprene rubber

HELAVIA®

type	article number	
15-010	0257 0020 010	100
15-033	0257 0001 010	100
15-076	0257 0003 010	100
15-093	0257 0005 010	100
15-187	0257 0008 010	100
15-309	0257 0009 010	25
15-377	0257 0012 010	100
15-394	0257 0033 010	100
15-519	0257 0017 010	100
15-539 SNCF*	0257 0118 010	100
15-565	0257 0019 010	100

type	article number	
15-580 SNCF*	0257 0168 010	100
15-595	0257 0034 010	100
15-610 SNCF*	0257 0035 010	1
15-611	0257 0036 010	100
15-612	0257 0037 010	100
15-613	0257 0038 010	100
15-614	0257 0039 010	100
15-644**	0257 0040 010	25
15-645	0257 0041 010	100
15-679	0257 0061 010	100
15-687	0257 0062 010	100

type	article number	
15-734	0257 0004 010	15
15-742	0257 0063 010	100
15-746	0257 0064 010	100
15-803 SNCF*	0257 0066 010	1
15-808	0257 0067 010	50
15-819 SNCF*	0257 0071 010	1
15-820 SNCF*	0257 0072 010	1
15-853	0257 0073 010	100
15-854	0257 0075 010	100

* Nitrile rubber
** EPDM rubber

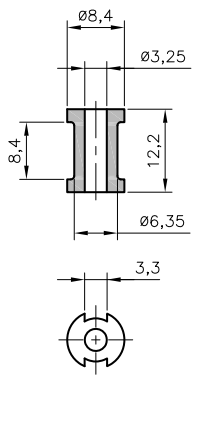

15-611
0257 0036 010

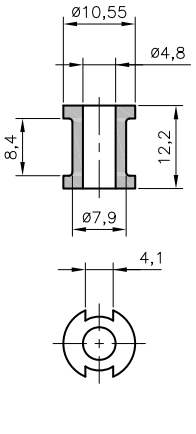

15-612
0257 0037 010

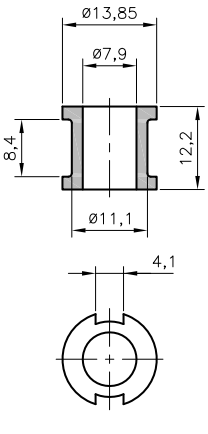

15-613
0257 0038 010

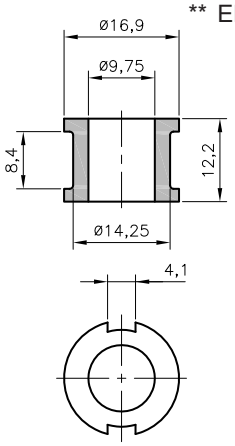

15-614
0257 0039 010

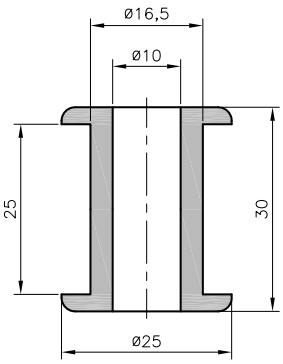

15-645
0257 0041 010

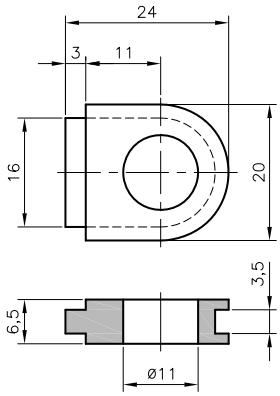

15-746
0257 0064 010

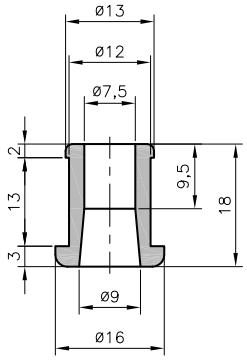

15-565
0257 0019 010

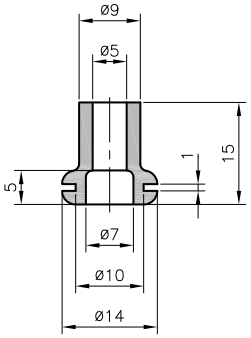

15-187
0257 0008 010

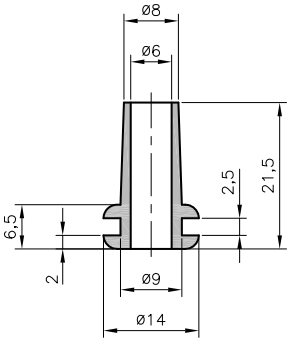

15-679
0257 0061 010

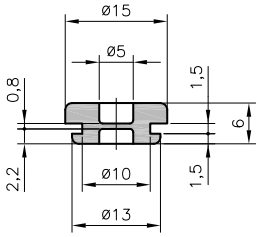

15-377
0257 0012 010

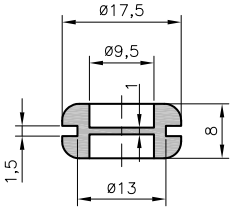

15-076
0257 0003 010

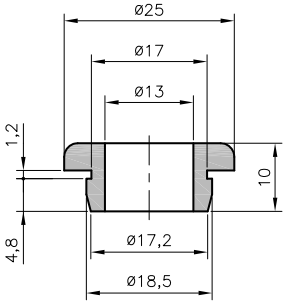

15-687
0257 0062 010

HELAVIA® semi-special grommets
in polychloroprene rubber

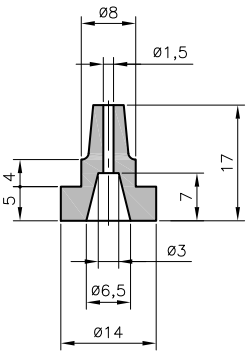

15-394
0257 0033 010

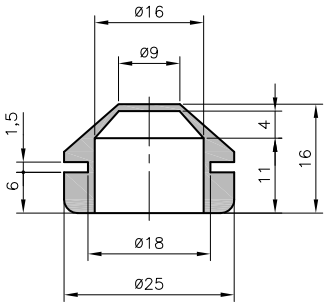

15-093
0257 0005 010

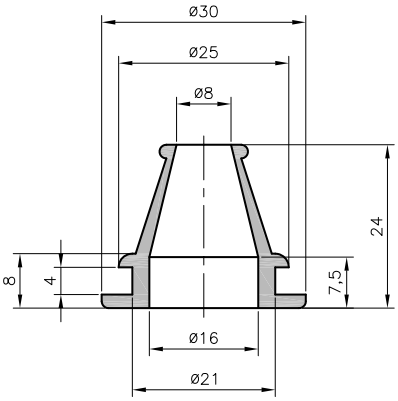

15-033
0257 0001 010

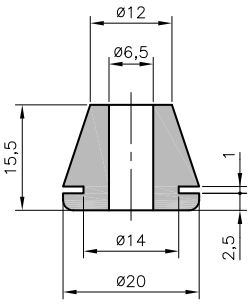

15-519
0257 0017 010

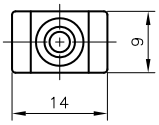

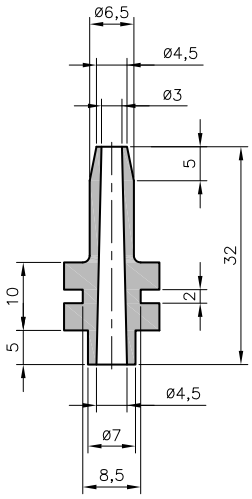

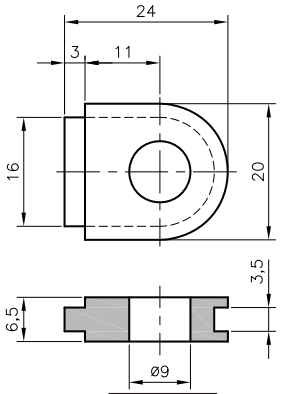

15-010
0257 0020 010

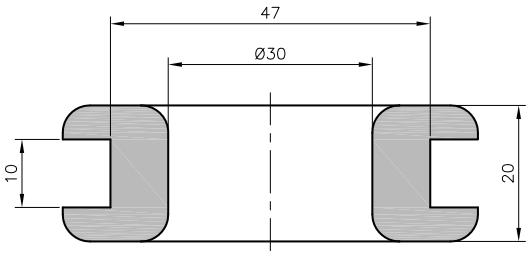

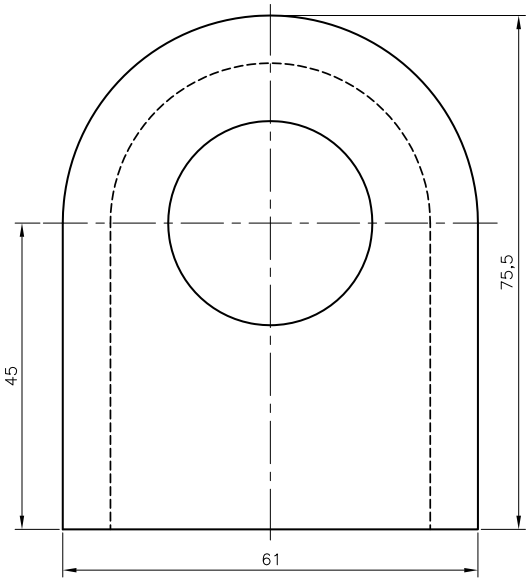

15-644**
0257 0040 010

** in EPDM rubber

15-595
0257 0034 010

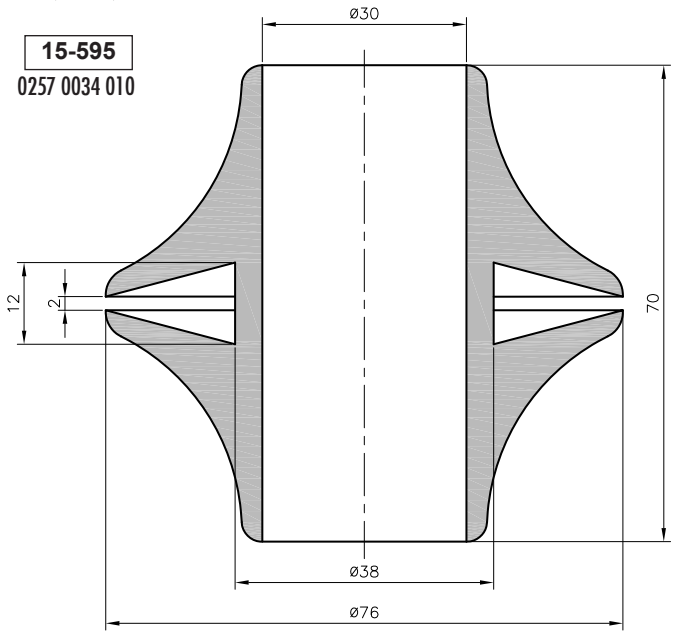

15-309
0257 0009 010

HELAVIA® semi-special grommets
in polychloroprene rubber

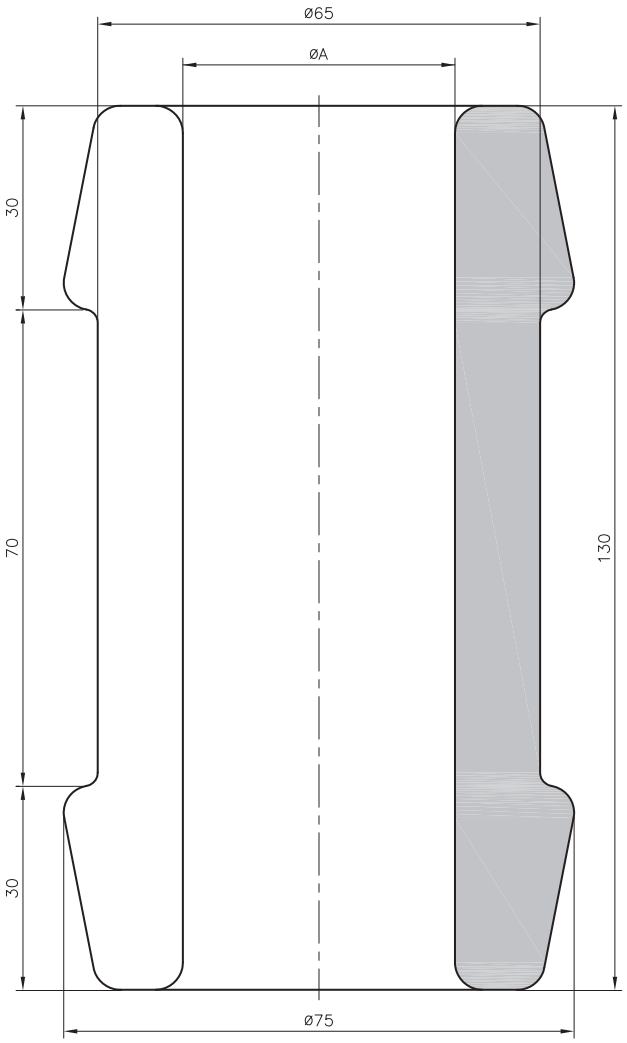

type	Ø A mm	B mm
15-610	49	1,5
15-803	42	3
15-819	40	3
15-820	49	3

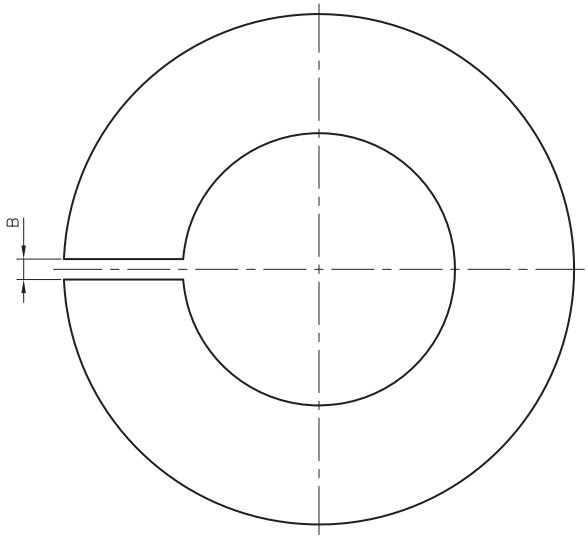

15-610*	15-803*	15-819*	15-820*
0257 0035 010	0257 0066 010	0257 0071 010	0257 0072 010

* in Nitrile rubber

HELAVIA® semi-special grommets
in polychloroprene rubber

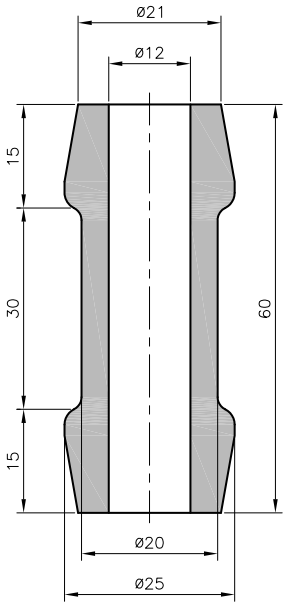

15-539*
0257 0118 010

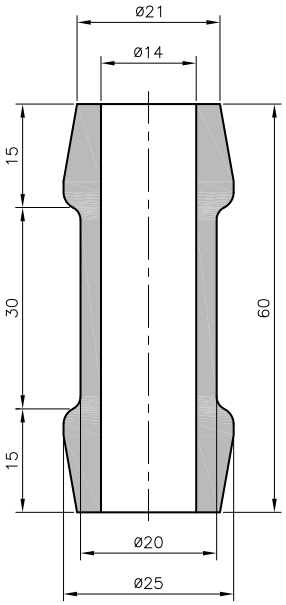

15-580*
0257 0168 010

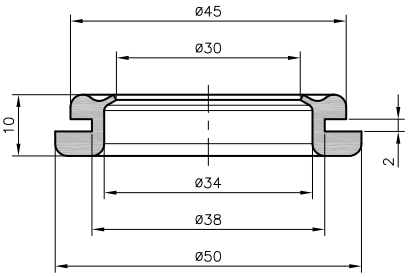

15-808
0257 0067 010

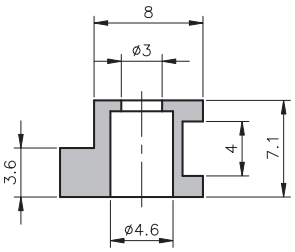

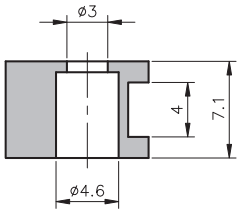

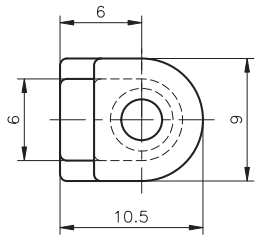

15-853
0257 0073 010
New

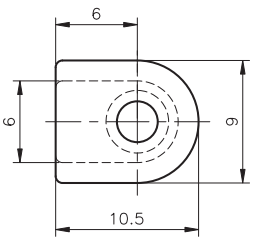

15-854
0257 0075 010
New

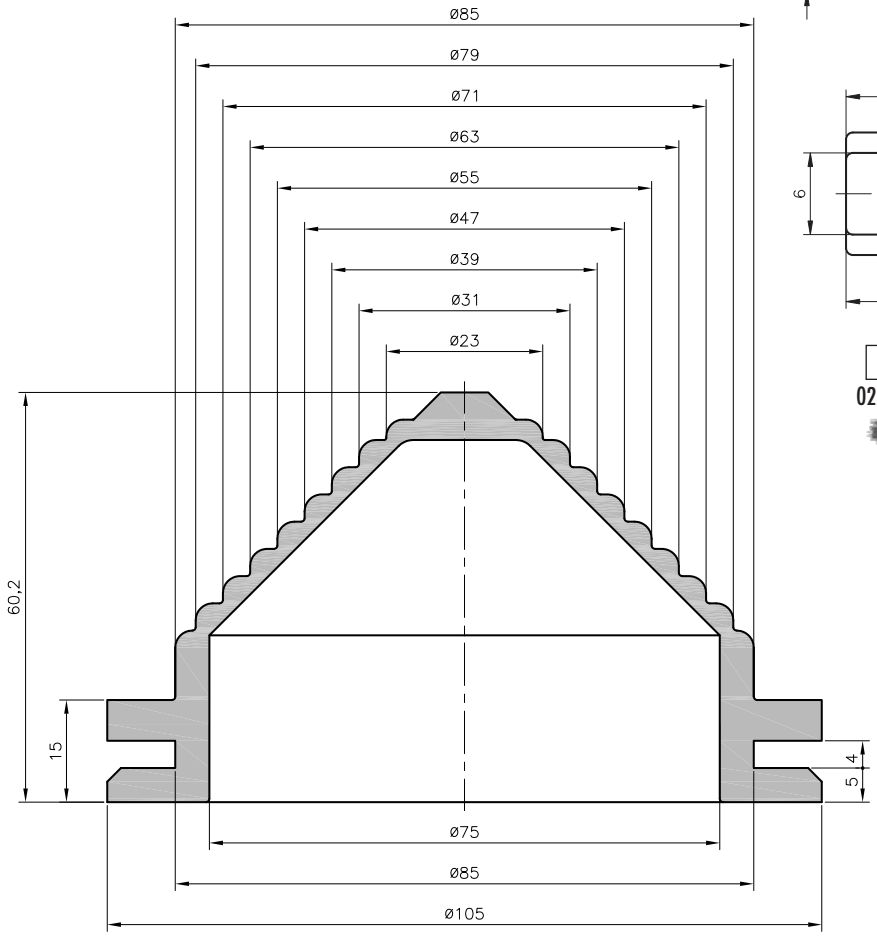

15-734
0257 0004 010

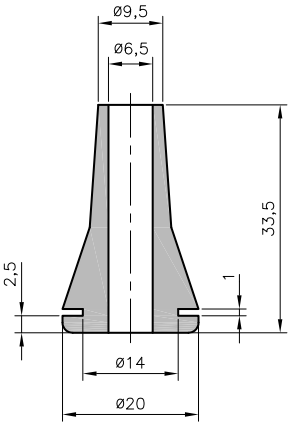

15-742
0257 0063 010

* in Nitrile rubber

HELAVIA® bushes and strain relief
in black polychloroprene rubber

HELAVIA®

type	artide number	
15-009	0253 0001 010	100
15-043	0253 0004 010	100
15-045	0253 0005 010	100
15-049	0253 0008 010	50
15-083	0253 0013 010	25
15-130	0253 0014 010	50
15-131	0253 0015 010	50
15-147	0253 0016 010	50
15-159	0253 0017 010	100
15-164	0253 0018 010	50
15-169	0253 0019 010	100
15-170	0253 0020 010	100
15-171	0253 0021 010	100
15-172	0253 0022 010	100
15-190	0256 0010 010	100
15-306	0253 0057 010	100
15-318	0253 0058 010	100
15-320	0253 0059 010	25
15-329**	0253 0060 010	25
15-354	0253 0061 010	100
15-380	0253 0062 010	100
15-383	0253 0056 010	100
15-391	0253 0063 010	100
15-401	0256 0001 010	100
15-402	0256 0002 010	100

type	artide number	
15-403	0256 0003 010	100
15-405	0256 0005 010	100
15-410	0253 0051 010	100
15-411	0253 0052 010	50
15-412	0253 0053 010	50
15-538	0253 0064 010	100
15-561	0253 0065 010	100
15-579	0253 0066 010	50
15-592	0253 0070 010	50
15-596*	0253 0071 010	100
15-602**	0253 0072 010	50
15-608	0253 0073 010	100
15-625	0252 0319 010	100
15-633	0253 0077 010	50
15-642	0253 0078 010	100
15-643	0253 0079 010	50
15-649	0253 0075 010	100
15-651	0253 0076 010	100
15-672	0253 0092 010	50
15-680	0253 0095 010	100
15-691**	0253 0110 010	100
15-692**	0253 0111 010	50

type	artide number	
15-693**	0253 0112 010	50
15-721	0253 0003 010	100
15-737	0253 0080 010	50
15-747	0253 0083 010	50
15-748	0253 0084 010	50
15-751	0253 0091 010	50
15-756	0253 0085 010	50
15-760	0253 0113 010	100
15-781	0253 0087 010	50
15-806	0253 0114 010	100
15-821	0253 0115 010	100
15-822	0253 0117 010	100
15-832	0253 0118 010	100
15-833	0253 0119 010	100
15-834	0253 0120 010	100
15-836	0253 0121 010	100

Clamps for 15-412

16-900	0684 0054 000	100

* nitrile rubber **EPDM rubber

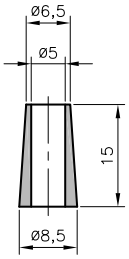

15-009
0253 0001 010

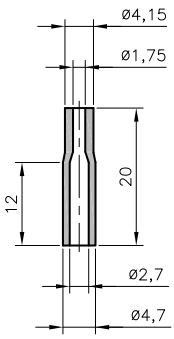

15-190
0256 0010 010

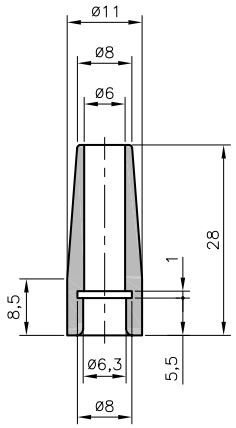

15-318
0253 0058 010

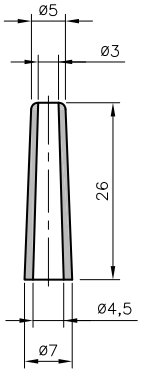

15-401
0256 0001 010

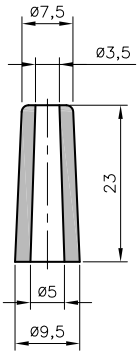

15-402
0256 0002 010

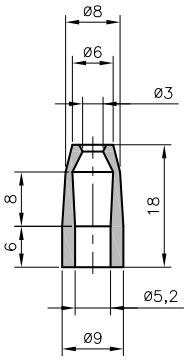

15-403
0256 0003 010

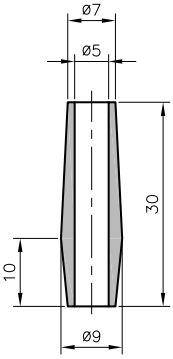

15-405
0256 0005 010

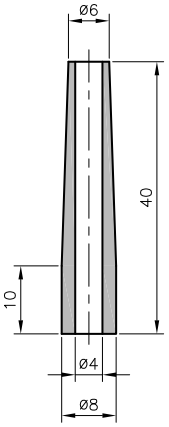

15-680
0253 0095 010

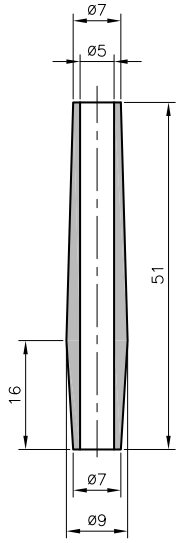

15-043
0253 0004 010

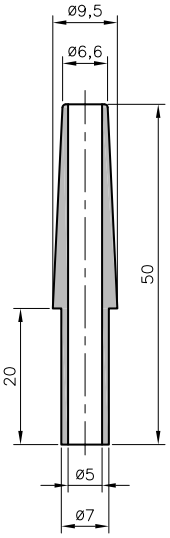

15-380
0253 0062 010

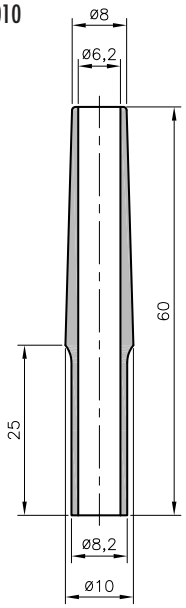

15-391
0253 0063 010

HELAVIA® bushes and strain relief
in black polychloroprene rubber

HELAVIA®

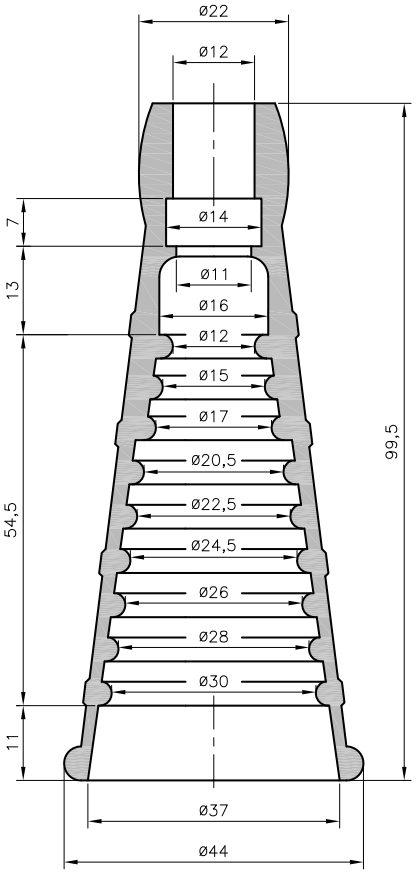

15-329
0253 0060 010

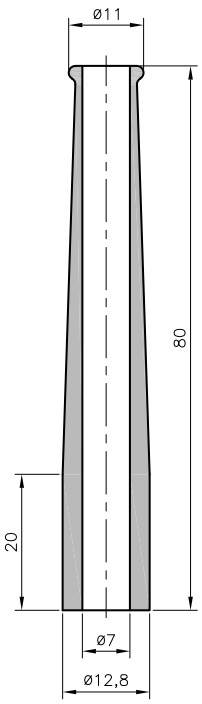

15-164
0253 0018 010

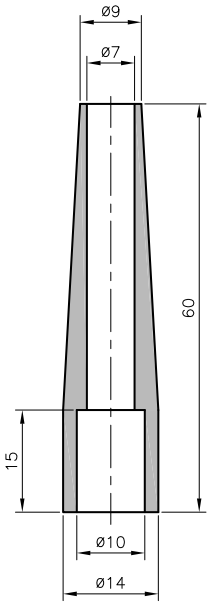

15-045
0253 0005 010

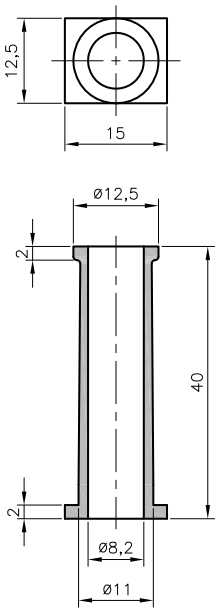

15-642
0253 0078 010

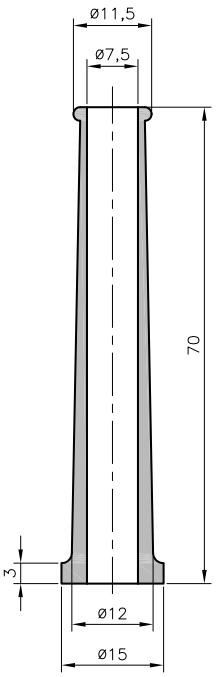

15-411
0253 0052 010

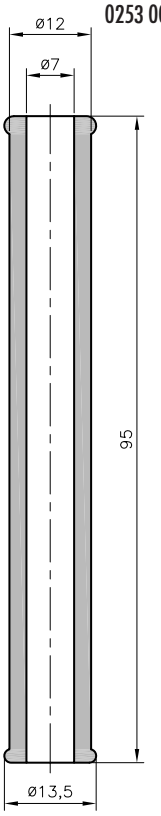

15-169
0253 0019 010

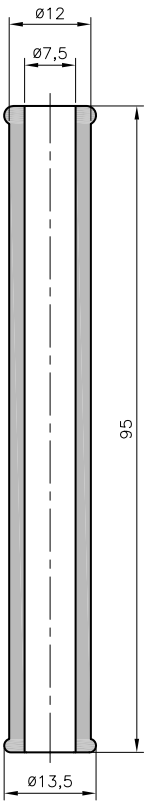

15-170
0253 0020 010

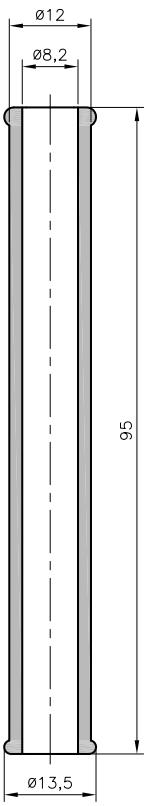

15-171
0253 0021 010

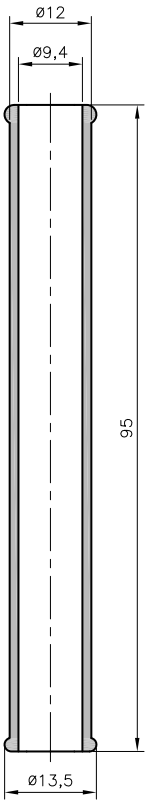

15-172
0253 0022 010

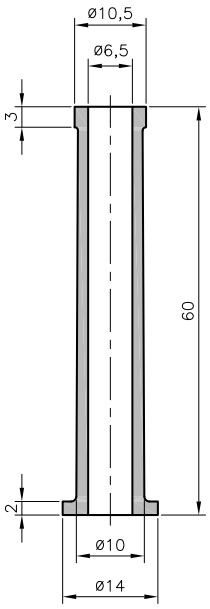

15-538
0253 0064 010

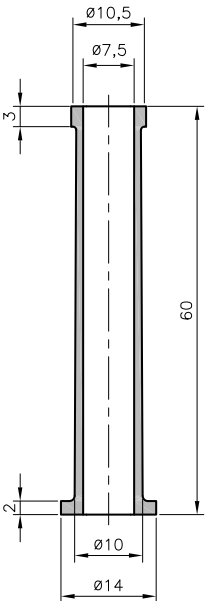

15-579
0253 0066 010

HELAVIA® bushes and strain relief
in black polychloroprene rubber

HELAVIA®

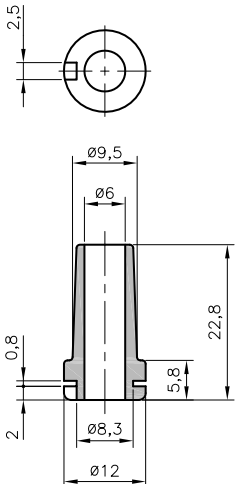

15-354
0253 0061 010

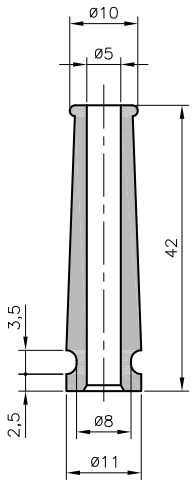

15-159
0253 0017 010

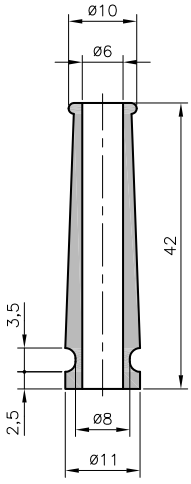

15-410
0253 0051 010

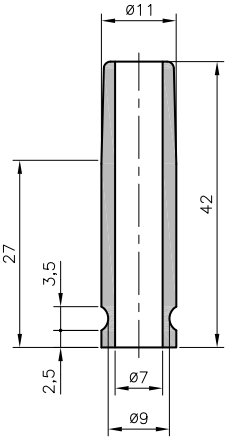

15-691
0253 0110 010

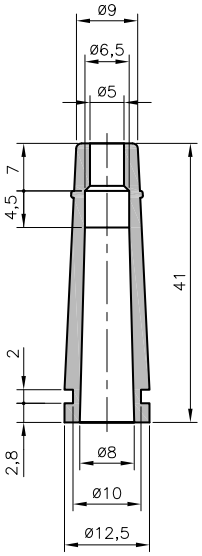

15-608
0253 0073 010

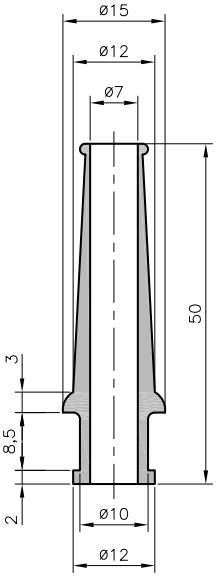

15-306
0253 0057 010

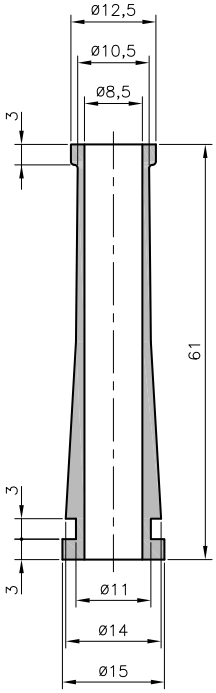

15-633
0253 0077 010

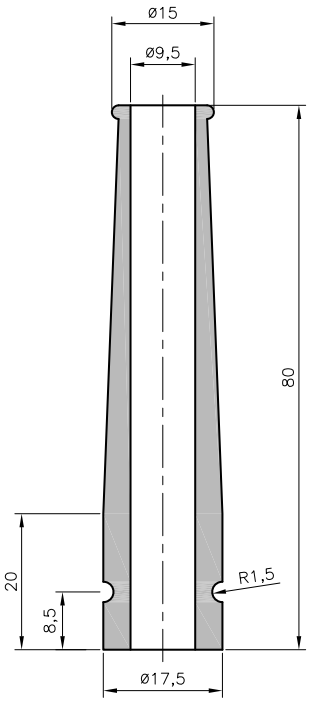

15-651
0253 0076 010

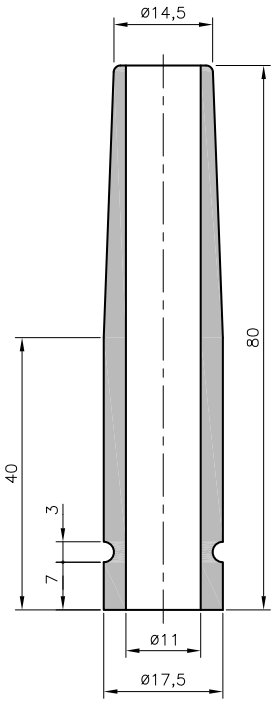

15-693
0253 0112 010

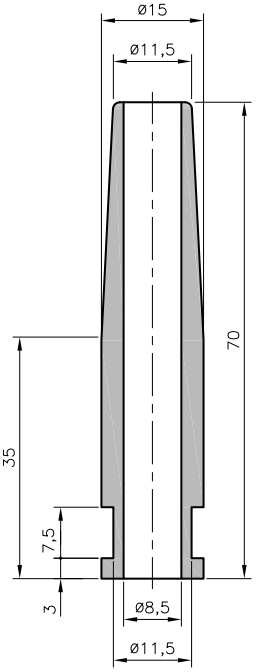

15-692
0253 0111 010

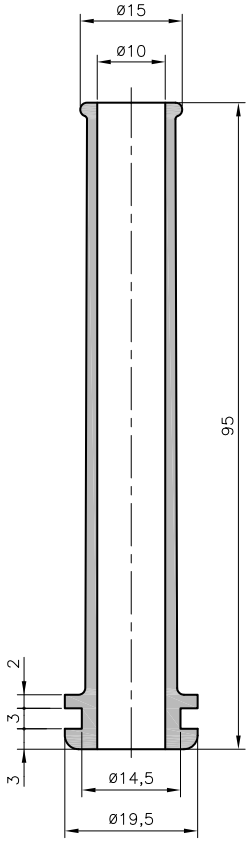

15-561
0253 0065 010

HELAVIA® bushes and strain relief
in black polychloroprene rubber

HELAVIA®

RoHS

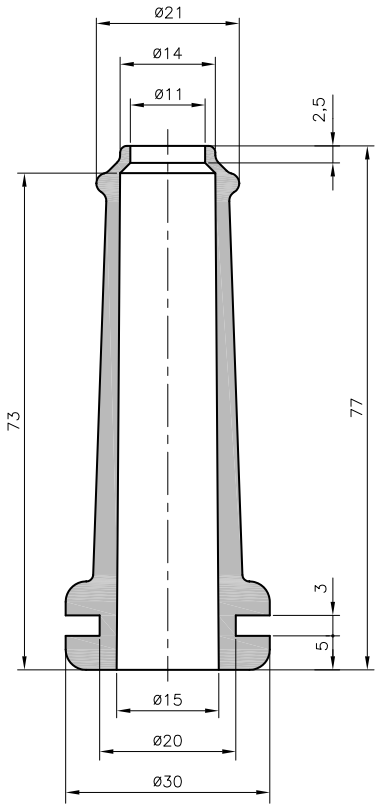

15-049
0253 0008 010

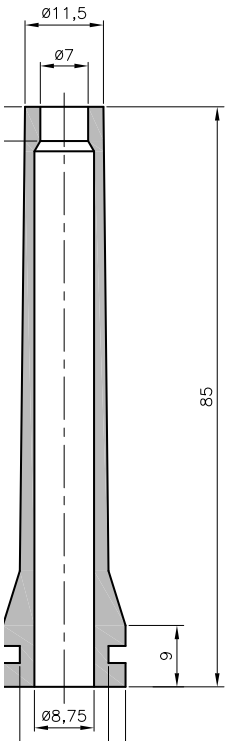

15-131
0253 0015 010

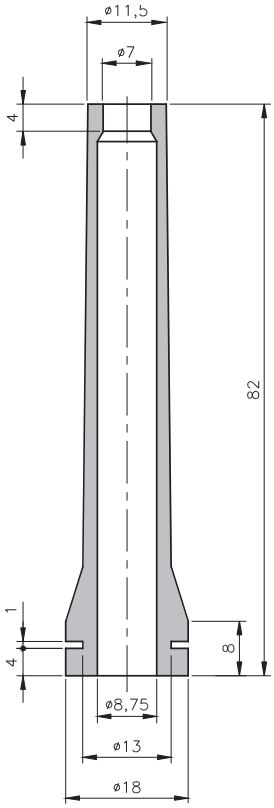

15-672
0253 0092 010

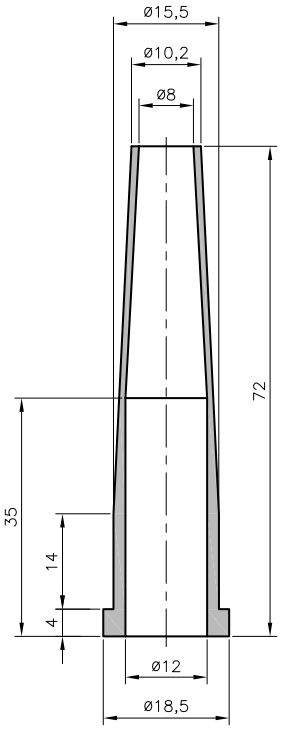

15-147
0253 0016 010

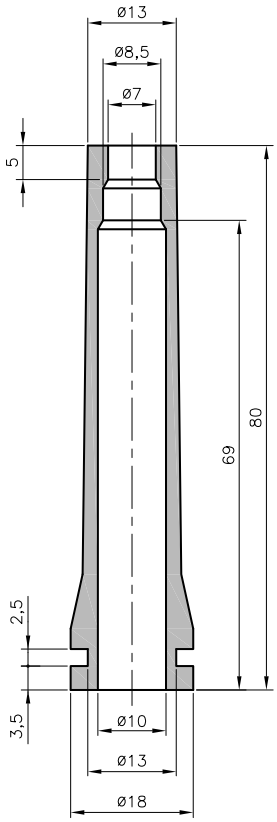

15-643
0253 0079 010

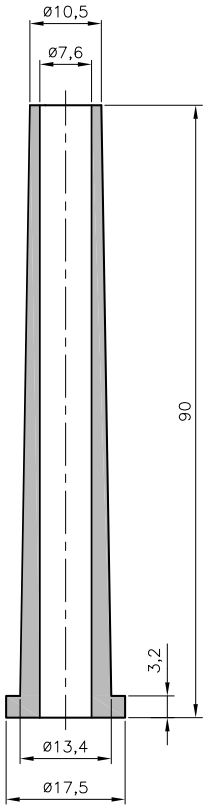

15-602
0253 0072 010

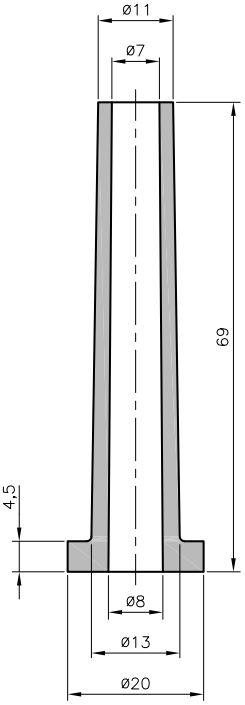

15-592
0253 0070 010

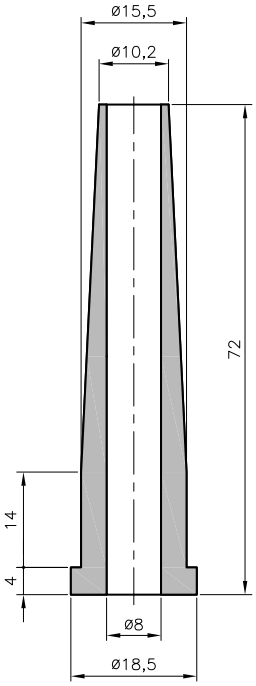

15-130
0253 0014 010

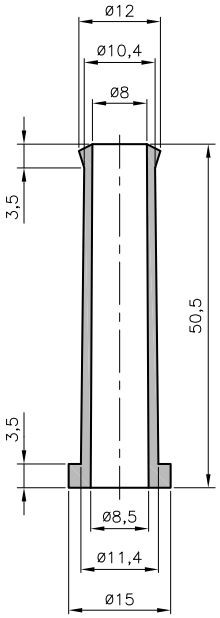

15-383
0253 0056 010

HELAVIA® bushes and strain relief
in black polychloroprene rubber

HELAVIA®

RoHS

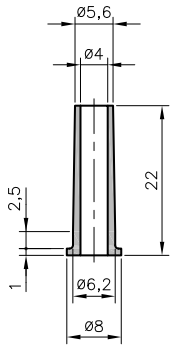

15-649
0253 0075 010

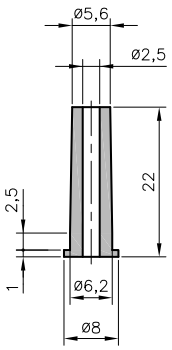

15-760
0253 0113 010

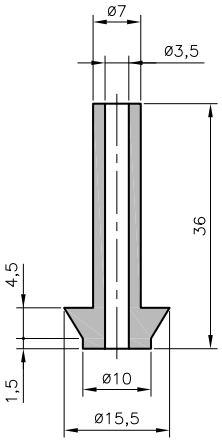

15-596
0253 0071 010

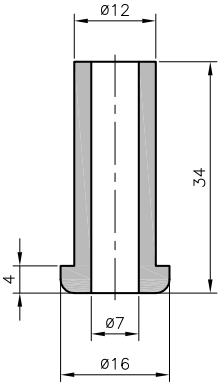

15-625
0252 0319 010

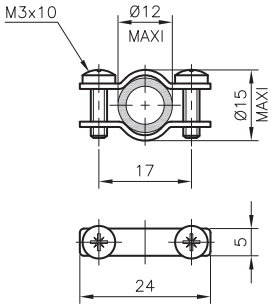

16-900
0684 0054 000

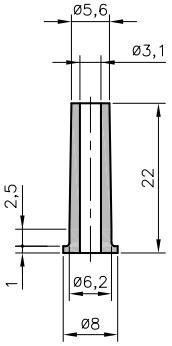

15-721
0253 0003 010

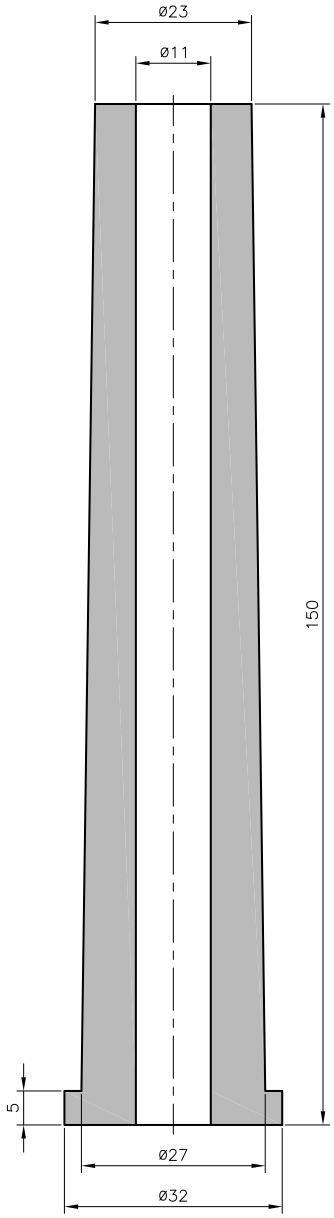

15-320
0253 0059 010

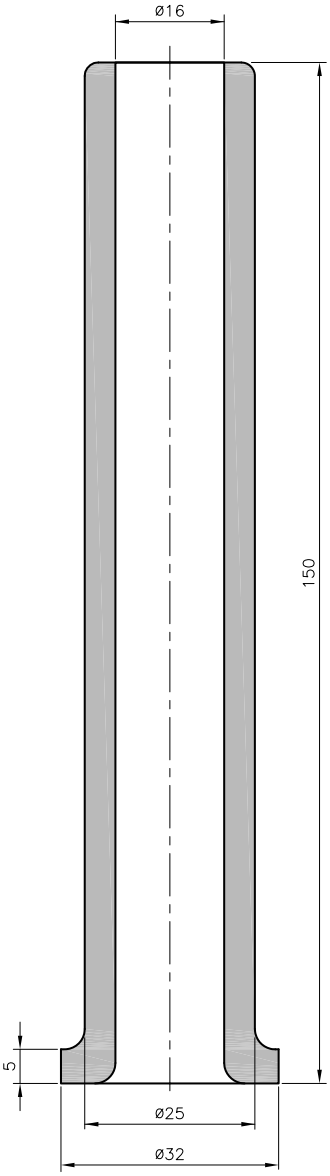

15-083
0253 0013 010

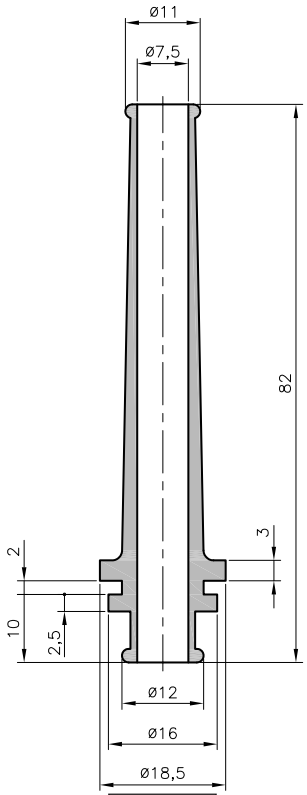

15-412
0253 0053 010

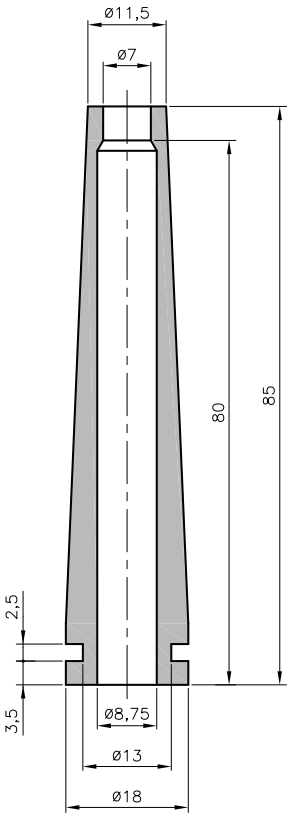

15-751
0253 0091 010

HELAVIA® bushes and strain relief
in black polychloroprene rubber

HELAVIA®

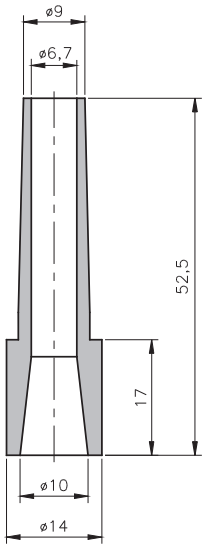

15-822
0253 0117 010

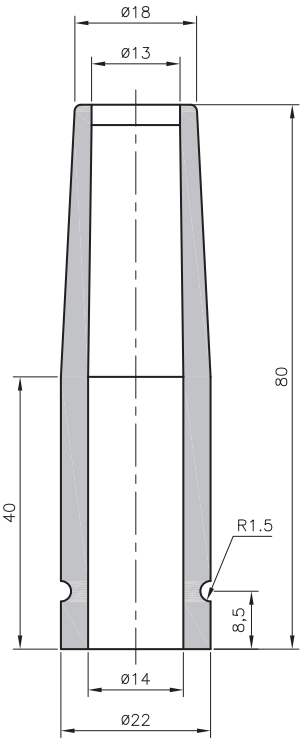

15-747
0253 0083 010

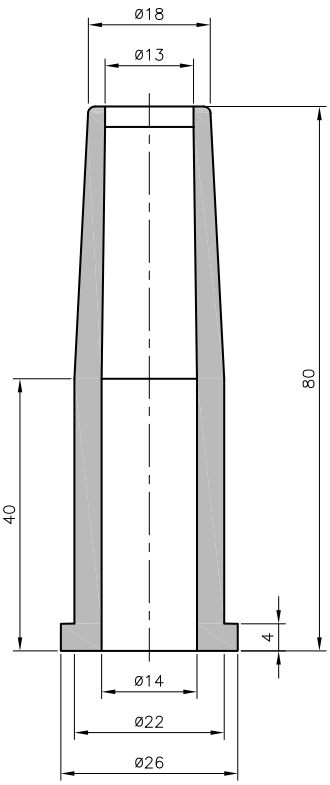

15-748
0253 0084 010

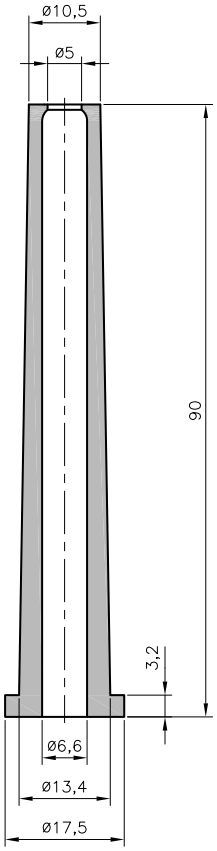

15-756
0253 0085 010

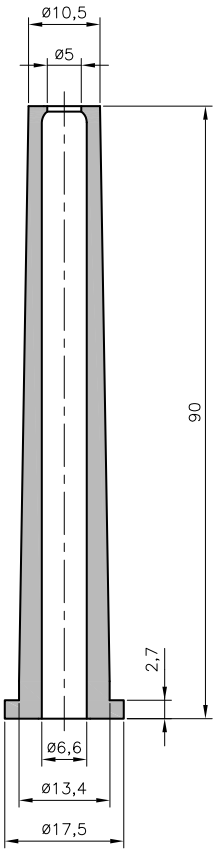

15-781
0253 0087 010

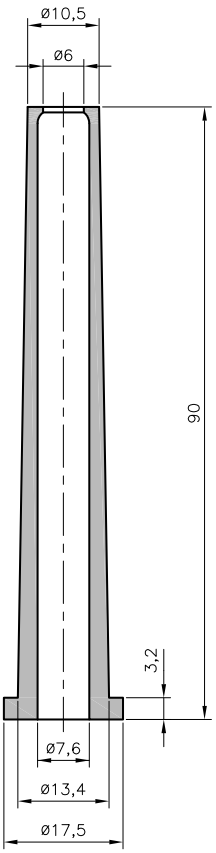

15-737
0253 0080 010

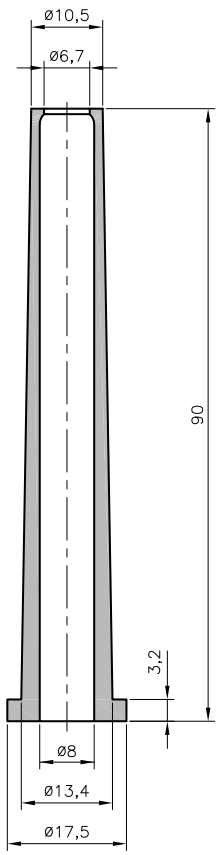

15-806
0253 0114 010

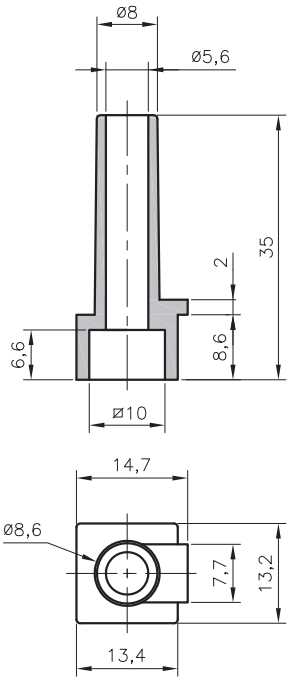

15-821
0253 0115 010

HELAVIA® bushes and strain relief
in black polychloroprene rubber

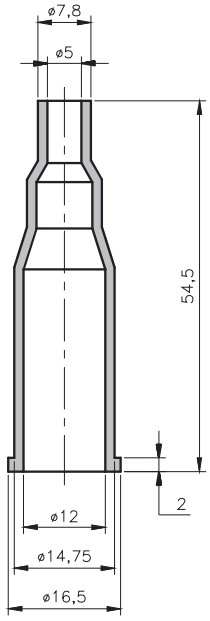

15-832
0253 0118 010

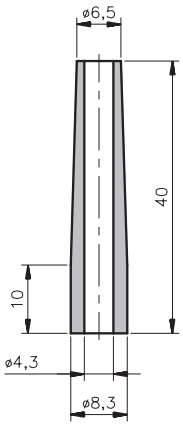

15-833
0253 0119 010

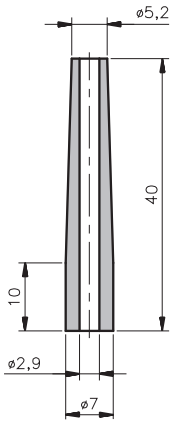

15-834
0253 0120 010

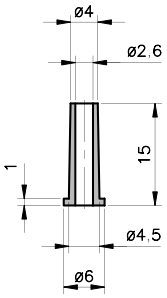

15-836
0253 0121 010

HELAVIA® moulded caps
in black polychloroprene rubber

HELAVIA®

type	article number	
15 - 005	0254 0006 010	50
15 - 019	0254 0052 010	100
15 - 024	0254 0053 010	25
15 - 028	0254 0078 010	25
15 - 029	0254 0055 010	50
15 - 074	0254 0064 010	100
15 - 086	0254 0059 010	25

type	article number	
15 - 087	0254 0060 010	50
15 - 152	0254 0071 010	100
15 - 160	0254 0072 010	100
15 - 163	0254 0073 010	50
15 - 166	0254 0074 010	50
15 - 186*	0254 0081 010	25
15 - 321	0254 0075 010	100

type	article number	
15 - 378**	0254 0082 010	100
15 - 634	0254 0085 010	25
15 - 652	0254 0089 010	100
15 - 683	0254 0092 010	25
15 - 684	0254 0093 010	25
15 - 696	0254 0095 010	50
15 - 749	0254 0097 010	25

* Nitrile rubber
** EPDM rubber

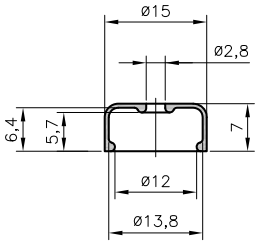

15-074
0254 0064 010

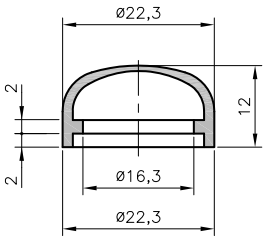

15-378
0254 0082 010

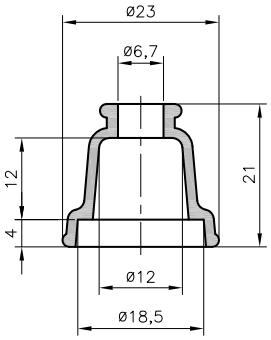

15-321
0254 0075 010

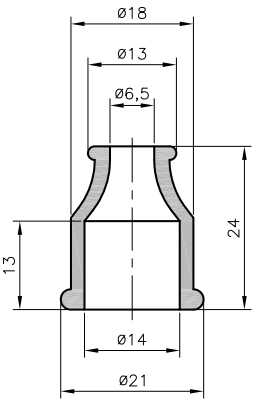

15-019
0254 0052 010

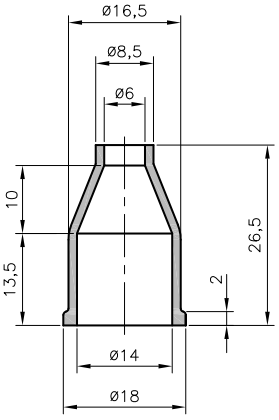

15-152
0254 0071 010

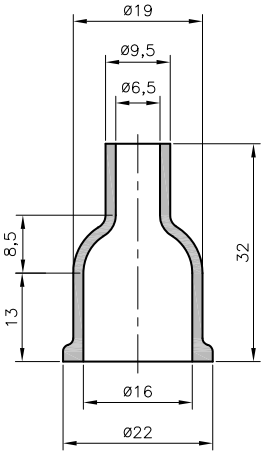

15-160
0254 0072 010

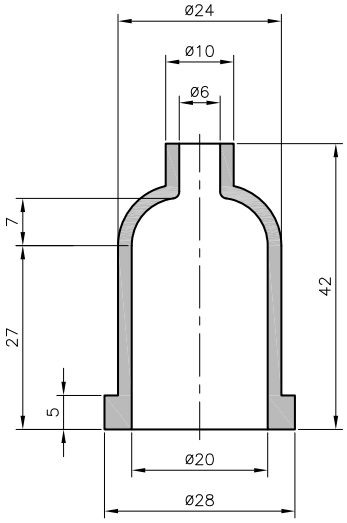

15-166
0254 0074 010

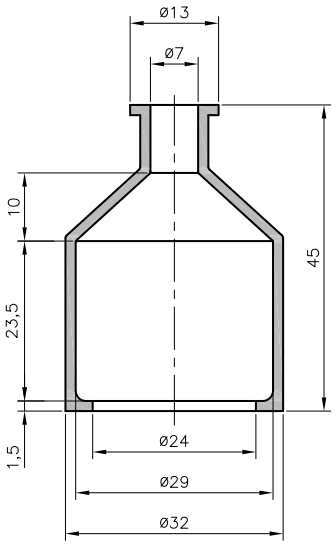

15-163
0254 0073 010

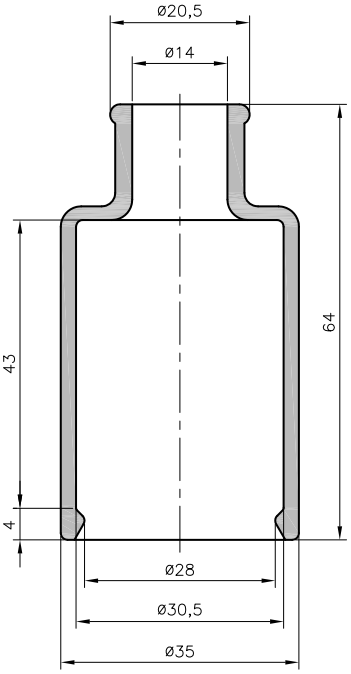

15-186
0254 0081 010

HELAVIA® moulded caps
in black polychloroprene rubber

HELAVIA®

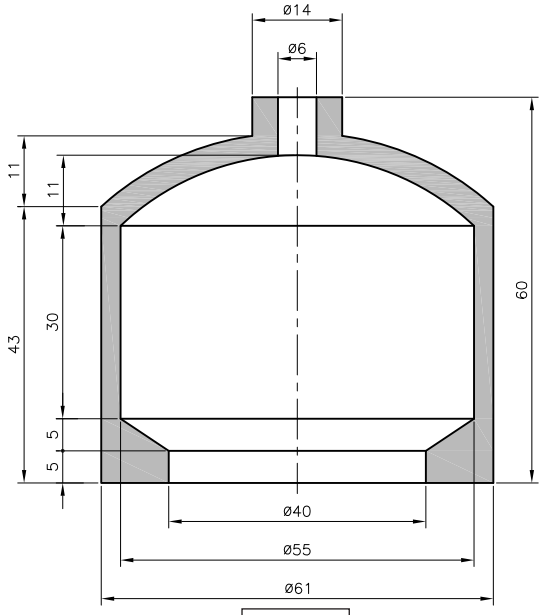

15-028
0254 0078 010

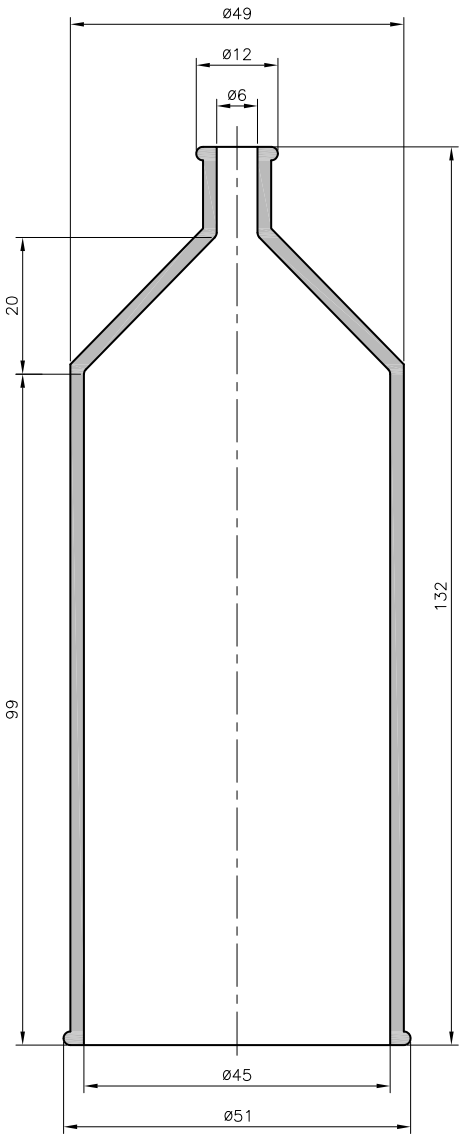

15-634
0254 0085 010

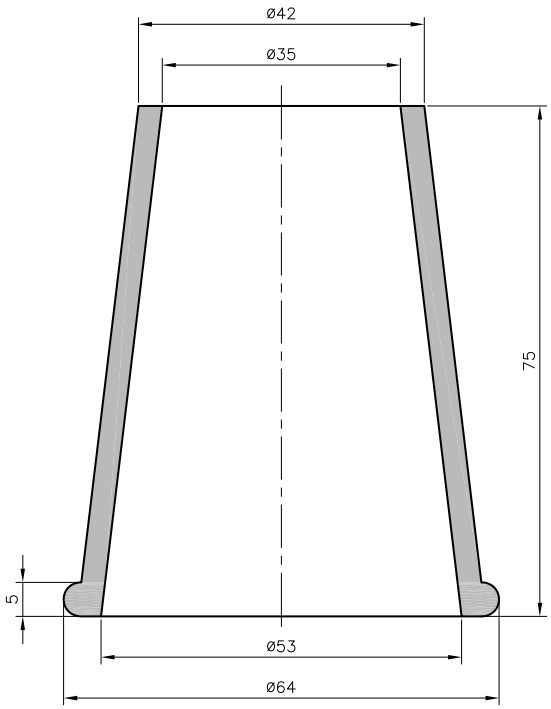

15-024
0254 0053 010

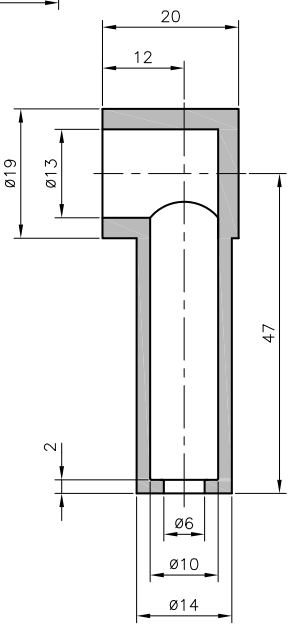

15-005
0254 0006 010

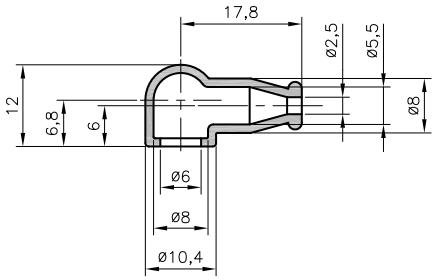

15-652
0254 0089 010

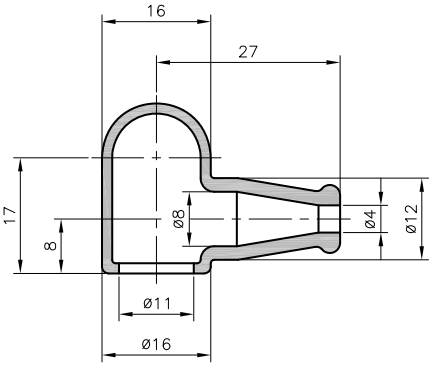

15-029
0254 0055 010

HELAVIA® moulded caps
in black polychloroprene rubber

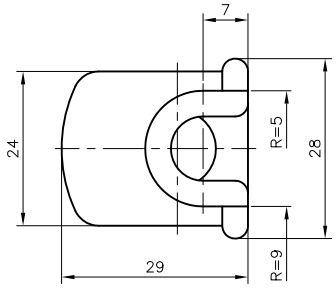

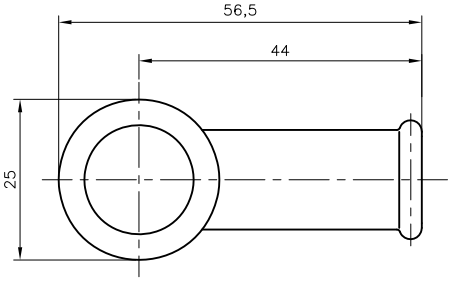

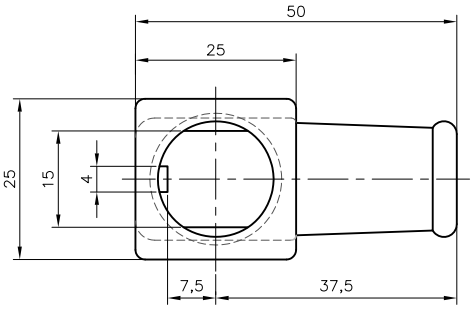

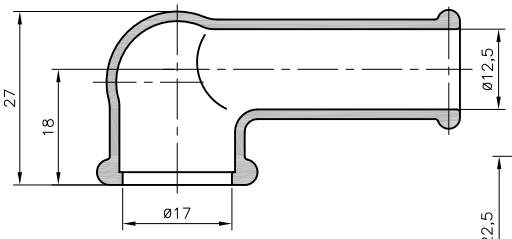

15-749
0254 0097 010

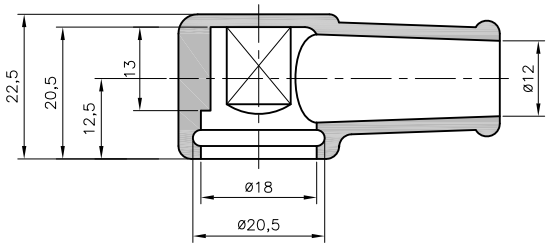

15-683
0254 0092 010

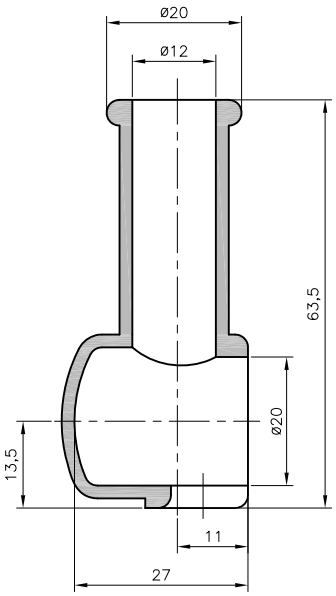

15-086
0254 0059 010

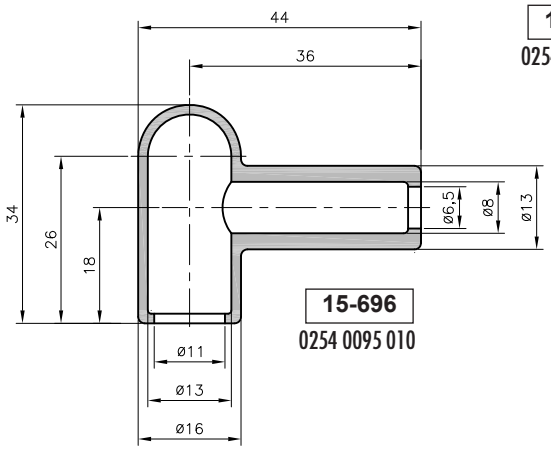

15-696
0254 0095 010

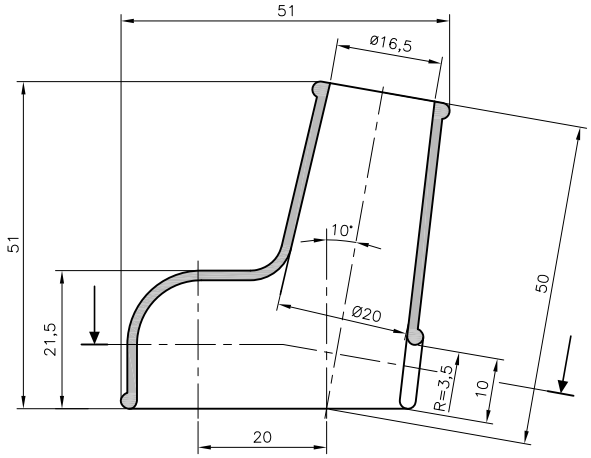

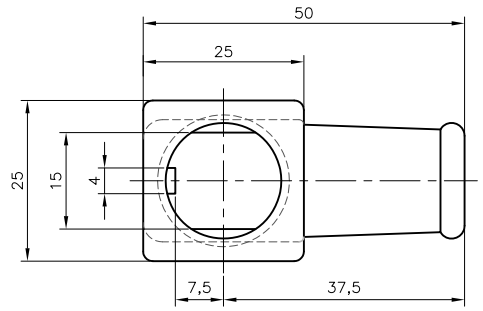

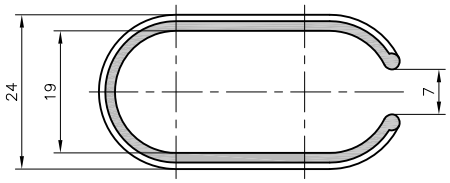

15-087
0254 0060 010

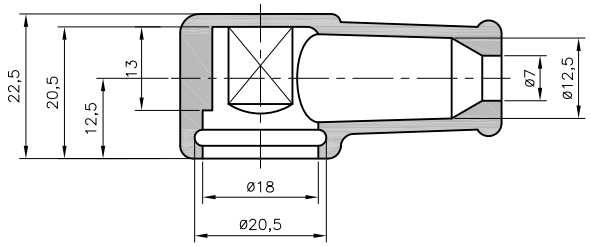

15-684
0254 0093 010

HELAVIA® cable support and feet
in black polychloroprene rubber

HELAVIA®

type	article number	
15-018	0254 0001 010	100
15-020	0254 0002 010	100
15-021	0254 0024 010	100
15-023	0254 0003 010	100
15-026	0254 0004 010	100
15-051	0254 0008 010	100
15-054	0254 0011 010	100
15-068	0254 0027 010	100
15-089	0254 0012 010	100
15-092	0254 0061 010	100
15-142	0254 0013 010	100
15-145	0254 0014 010	100
15-149	0254 0015 010	100

type	article number	
15-151	0254 0021 010	100
15-156	0254 0022 010	100
15-199*	0254 0032 010	100
15-307	0254 0034 010	100
15-326	0254 0036 010	100
15-327	0254 0065 010	100
15-344	0254 0037 010	100
15-360	0254 0038 010	100
15-385	0254 0039 010	100
15-386	0254 0040 010	100
15-388	0254 0041 010	100
15-520	0254 0042 010	100
15-533	0254 0083 010	100

type	article number	
15-560	0254 0043 010	100
15-605	0254 0084 010	100
15-615	0254 0044 010	100
15-630**	0254 0049 010	100
15-650	0254 0050 010	100
15-657	0254 0035 010	100
15-685	0254 0029 010	100
15-717	0254 0066 010	100
15-718	0254 0067 010	100
15-753	0254 0124 010	100
15-793*	0254 0126 010	100
15-827	0254 0127 010	100

* Nitrile rubber
** EPDM rubber

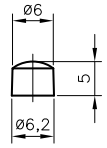

15-021
0254 0024 010

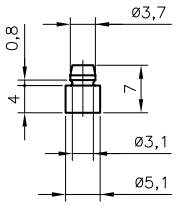

15-199
0254 0032 010

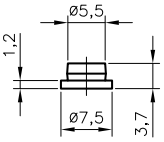

15-657
0254 0035 010

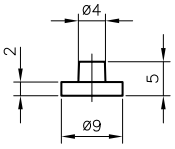

15-560
0254 0043 010

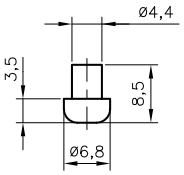

15-388
0254 0041 010

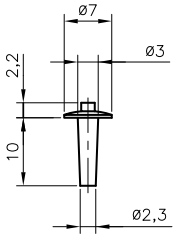

15-793
0254 0126 010

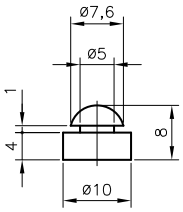

15-386
0254 0040 010

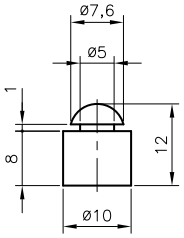

15-385
0254 0039 010

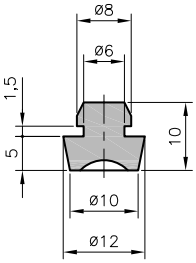

15-018
0254 0001 010

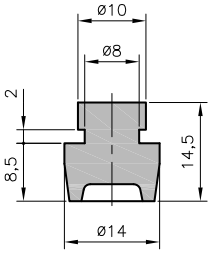

15-142
0254 0013 010

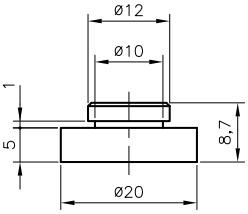

15-520
0254 0042 010

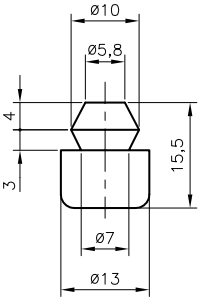

15-615
0254 0044 010

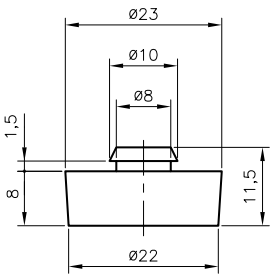

15-344
0254 0037 010

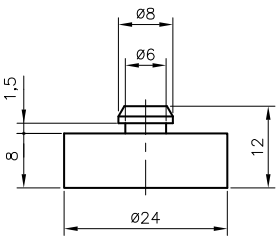

15-717
0254 0066 010

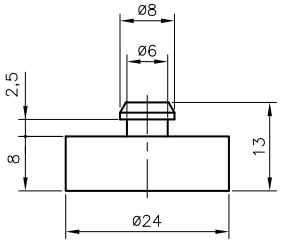

15-718
0254 0067 010

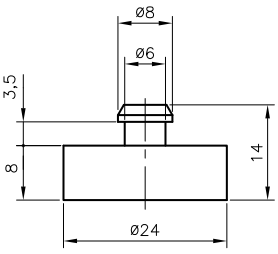

15-685
0254 0029 010

HELAVIA® cable support and feet
in black polychloroprene rubber

HELAVIA®

RoHS

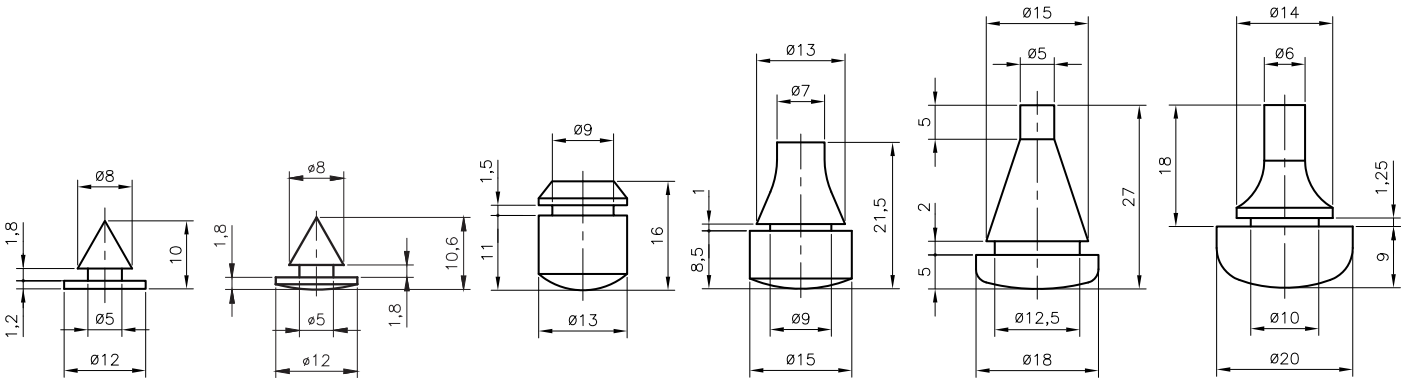

15-068
0254 0027 010

15-827
0254 0127 010

15-145
0254 0014 010

15-026
0254 0004 010

15-307
0254 0034 010

15-753
0254 0124 010

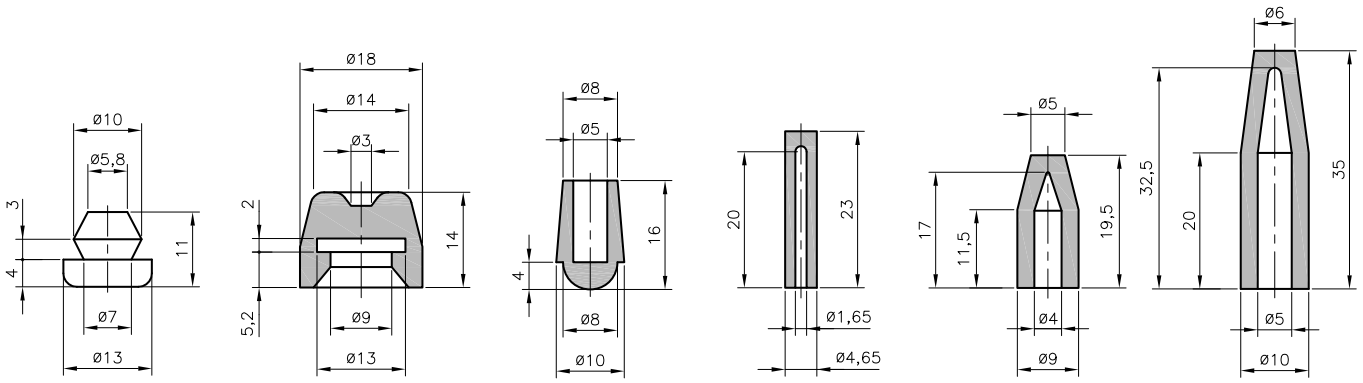

15-149
0254 0015 010

15-630
0254 0049 010

15-020
0254 0002 010

15-605
0254 0084 010

15-092
0254 0061 010

15-327
0254 0065 010

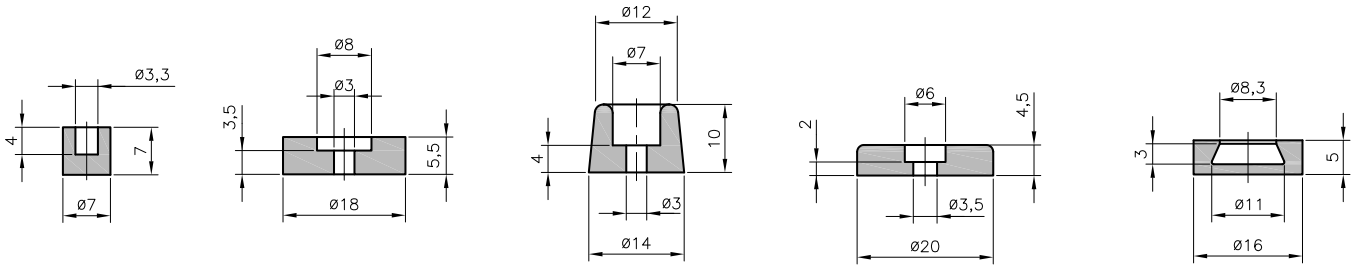

15-533
0254 0083 010

15-089
0254 0012 010

15-023
0254 0003 010

15-151
0254 0021 010

15-360
0254 0038 010

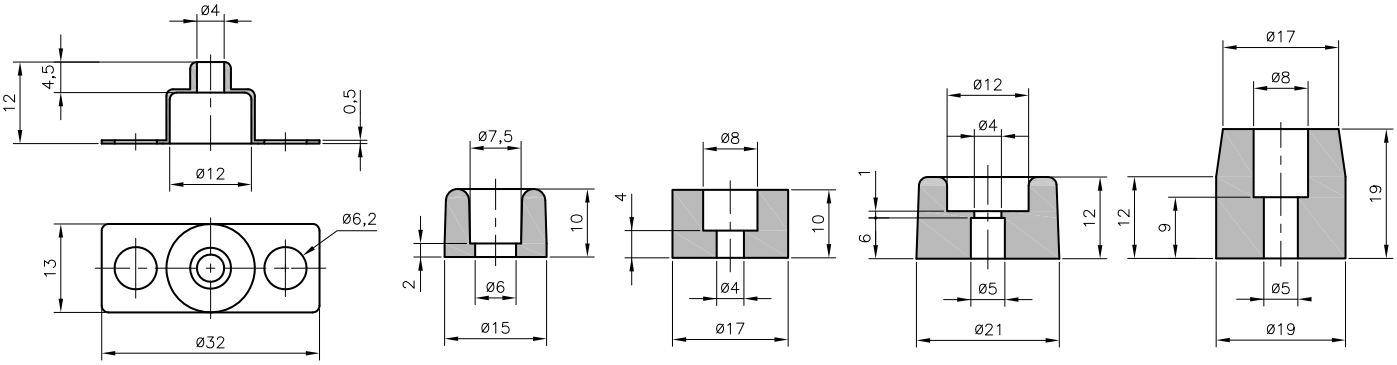

15-051
0254 0008 010

15-650
0254 0050 010

15-054
0254 0011 010

15-156
0254 0022 010

15-326
0254 0036 010

HELAVIA® flanged and bushed grommets
in black polychloroprene rubber

HELAVIA®
-30 to +90°C
RoHS

type	article number		type	article number		type	article number	
15-001	0253 0002 010	100	**15-162**	0253 0032 010	100	**15-653**	0257 0043 010	100
15-003	0254 0023 010	100	**15-393**	0257 0013 010	100	**15-654**	0257 0044 010	100
15-004	0254 0045 010	100	**15-395**	0257 0014 010	100	**15-664**	0257 0050 010	100
15-038	0254 0025 010	100	**15-398**	0257 0015 010	100	**15-665**	0257 0051 010	100
15-058	0254 0026 010	100	**15-399**	0257 0016 010	100	**15-678**	0254 0088 010	50
15-060	0254 0046 010	100	**15-537**	0254 0087 010	100	**15-716**	0254 0005 010	100

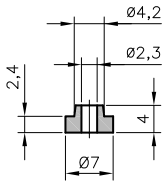

15-537
0254 0087 010

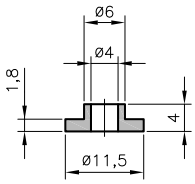

15-058
0254 0026 010

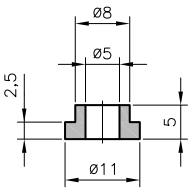

15-398
0257 0015 010

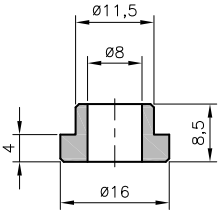

15-399
0257 0016 010

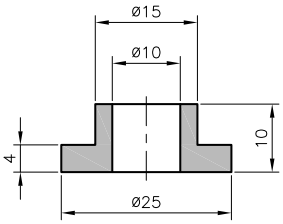

15-395
0257 0014 010

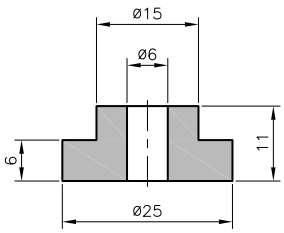

15-003
0254 0023 010

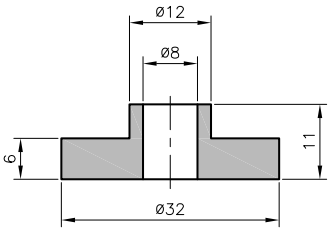

15-038
0254 0025 010

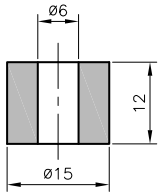

15-004
0254 0045 010

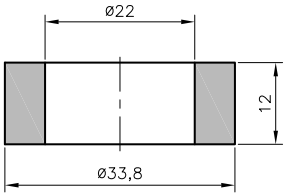

15-678
0254 0088 010

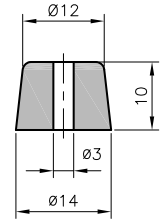

15-716
0254 0005 010

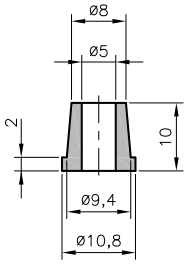

15-664
0257 0050 010

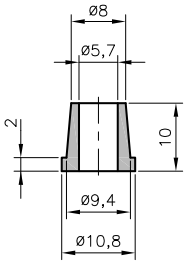

15-665
0257 0051 010

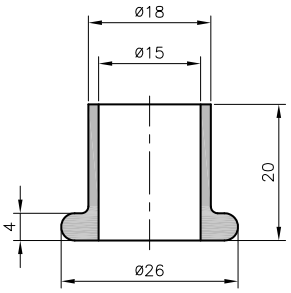

15-393
0257 0013 010

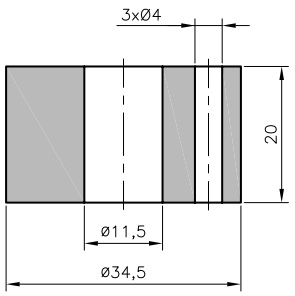

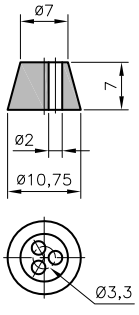

15-162
0253 0032 010

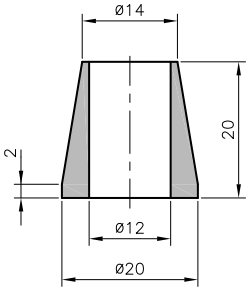

15-654
0257 0044 010

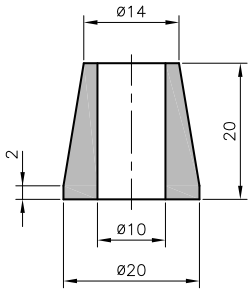

15-653
0257 0043 010

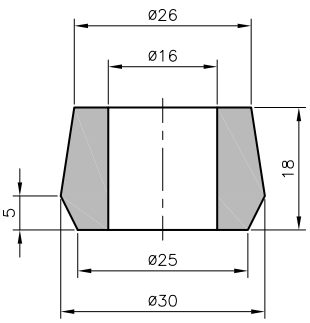

15-060
0254 0046 010

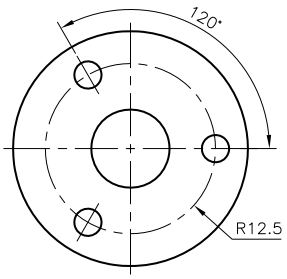

15-001
0253 0002 010

Assortment box with grommets

in polychloreoprene rubber and PVC

type	art. no.	pce
Assortment box	0133 9001 000	1



The transparent polypropylene box, equipped with a handle for easy transport, contains 12 different references (305 pieces) distributed as follows

art. no.	type	quantity (pces)
0258 0011 010	HELAVIA DG M16	30
0258 0012 010	HELAVIA DG M20	30
0258 0013 010	HELAVIA DG M25	15
0132 0108 010	DK-PVC 10/12/16-2	30
0132 0095 010	DK-PVC 8/10/14-1,5	30
0107 0008 010	DK-PVC 4/8/11-1,5	30
0133 0351 010	DG-PVC 9	30
0133 0352 010	DG-PVC 11	30
0133 0353 010	DG-PVC 13,5	30
0134 0003 010	PLIO 14-553 PVC	20
0134 0009 010	PLIO 14-600 PVC	20
0134 0011 010	PLIO 14-1372 PVC	10

Dimension of the box: 325 x 255 x 56 mm



DG M16
0258 0011 010

DG M20
0258 0012 010

DG M25
0258 0013 010

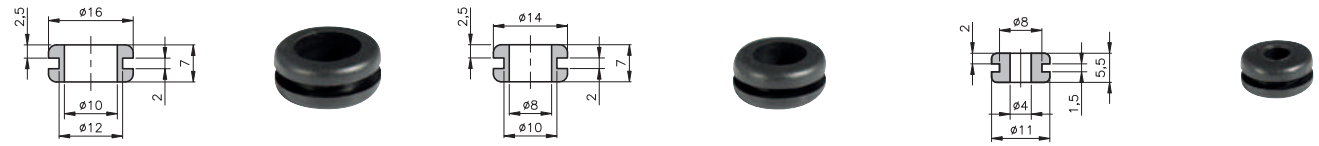

DK 10/12/16-2
0132 0108 010

DK 8/10/14-1,5
0132 0095 010

DK 4/8/11-1,5
0107 0008 010

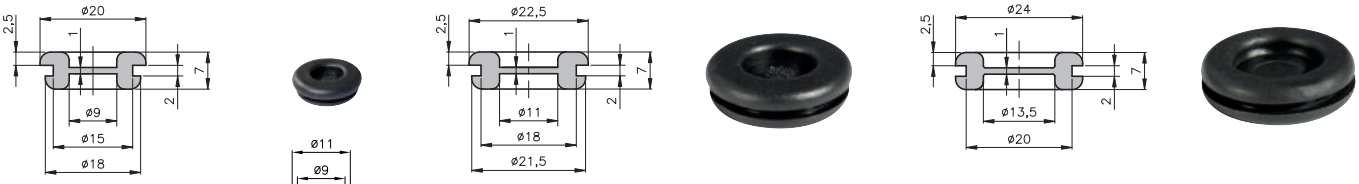

DG 9
0133 0351 010

DG 11
0133 0352 010

DG 13,5
0133 0353 010

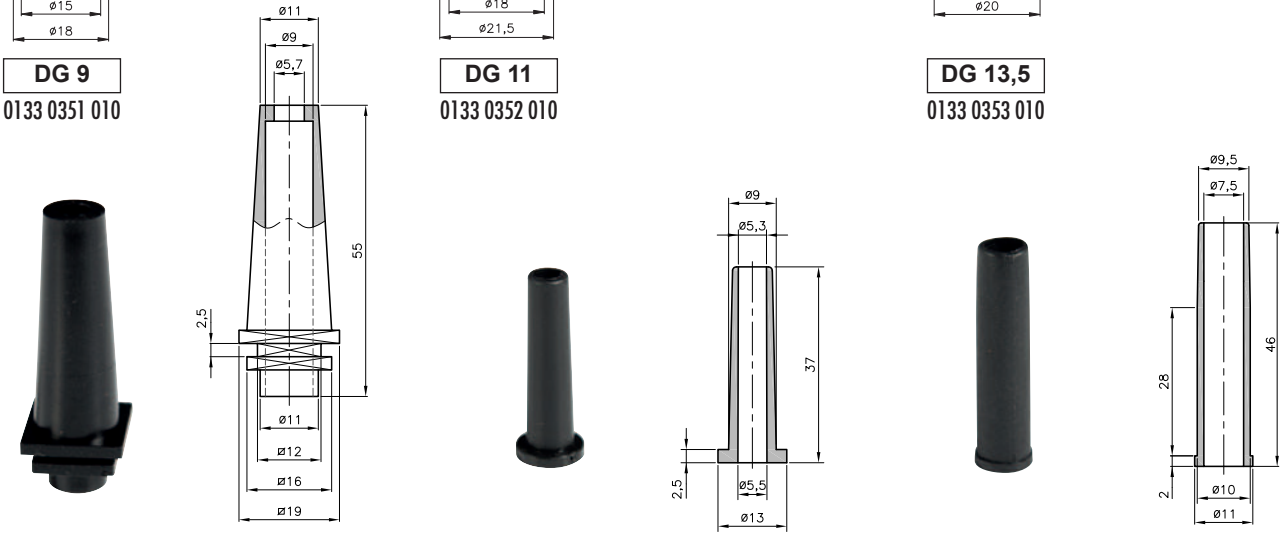

14-1372
0134 0011 010

14-600
0134 0009 010

14-553
0134 0003 010

HELAVIA® moulded parts to samples
in polychloroprene rubber (Neoprene)

SES-STERLING specialises mainly in Polychloroprene (Neoprene / Baypren). For special needs, other qualities can be produced (e.g. EPDM, NBR or Silicone).

SES-STERLING always seeks to extend its programme of mouldings for the electrical industry. Many new designs are added each year where we have the customer's cooperation and where a small contribution is made by the original customer towards the tool costs. All sales and manufacturing rights remain the property of the SES-STERLING.

SES-STERLING executes all the orders it receives for new items, without research property rights filed. The manufacture and sale of new items are therefore the unique responsibility of the Company who places the order.



type	article number	page
15-001	02530002010	A20/50-01
15-003	02540023010	A20/50-01
15-004	02540045010	A20/50-01
15-005	02540006010	A20/30-01
15-009	02530001010	A20/20-01
15-010	02570020010	A20/8-01
15-018	02540001010	A20/40-01
15-019	02540052010	A20/30-01
15-020	02540002010	A20/40-01
15-021	02540024010	A20/40-01
15-023	02540003010	A20/40-01
15-024	02540053010	A20/30-01
15-026	02540004010	A20/40-01
15-028	02540078010	A20/30-01
15-029	02540055010	A20/30-01
15-033	02570001010	A20/8-01
15-038	02540025010	A20/50-01
15-043	02530004010	A20/20-01
15-045	02530005010	A20/20-01
15-049	02530008010	A20/20-01
15-051	02540008010	A20/40-01
15-054	02540011010	A20/40-01
15-058	02540026010	A20/50-01
15-060	02540046010	A20/50-01
15-068	02540027010	A20/40-01
15-074	02540064010	A20/30-01
15-076	02570003010	A20/8-01
15-083	02530013010	A20/20-01
15-086	02540059010	A20/30-01
15-087	02540060010	A20/30-01
15-089	02540012010	A20/40-01
15-092	02540061010	A20/40-01
15-093	02570005010	A20/8-01
15-130	02530014010	A20/20-01
15-131	02530015010	A20/20-01
15-142	02540013010	A20/40-01
15-145	02540014010	A20/40-01
15-147	02530016010	A20/20-01
15-149	02540015010	A20/40-01
15-151	02540021010	A20/40-01
15-152	02540071010	A20/30-01
15-156	02540022010	A20/40-01
15-159	02530017010	A20/20-01
15-160	02540072010	A20/30-01
15-162	02530032010	A20/50-01
15-163	02540073010	A20/30-01
15-164	02530018010	A20/20-01
15-166	02540074010	A20/30-01
15-169	02530019010	A20/20-01
15-170	02530020010	A20/20-01
15-171	02530021010	A20/20-01
15-172	02530022010	A20/20-01
15-186	02540081010	A20/30-01
15-187	02570008010	A20/8-01
15-190	02560010010	A20/20-01
15-199	02540032010	A20/40-01
15-201	02590020010	A20/5-03
15-202	02590021010	A20/5-03
15-203	02590022010	A20/5-03
15-204	02590023010	A20/5-03
15-205	02590024010	A20/5-03
15-206	02590019010	A20/5-03
15-306	02530057010	A20/20-01
15-307	02540034010	A20/40-01
15-309	02570009010	A20/8-01
15-318	02530058010	A20/20-01
15-320	02530059010	A20/20-01
15-321	02540075010	A20/30-01
15-326	02540036010	A20/40-01
15-327	02540065010	A20/40-01
15-329	02530060010	A20/20-01
15-344	02540037010	A20/40-01
15-354	02530061010	A20/20-01
15-360	02540038010	A20/40-01
15-377	02570012010	A20/8-01
15-378	02540082010	A20/30-01
15-380	02530062010	A20/20-01
15-383	02530056010	A20/20-01
15-385	02540039010	A20/40-01
15-386	02540040010	A20/40-01
15-388	02540041010	A20/40-01
15-391	02530063010	A20/20-01
15-393	02570013010	A20/50-01
15-394	02570033010	A20/8-01
15-395	02570014010	A20/50-01
15-398	02570015010	A20/50-01
15-399	02570016010	A20/50-01
15-401	02560001010	A20/20-01
15-402	02560002010	A20/20-01
15-403	02560003010	A20/20-01
15-405	02560005010	A20/20-01
15-410	02530051010	A20/20-01
15-411	02530052010	A20/20-01
15-412	02530053010	A20/20-01
15-519	02570017010	A20/8-01
15-520	02540042010	A20/40-01
15-533	02540083010	A20/40-01
15-537	02540087010	A20/50-01
15-538	02530064010	A20/20-01
15-539	02570118010	A20/8-01
15-560	02540043010	A20/40-01
15-561	02530065010	A20/20-01
15-565	02570019010	A20/8-01
15-579	02530066010	A20/20-01
15-580	02570168010	A20/8-01
15-592	02530070010	A20/20-01
15-595	02570034010	A20/8-01
15-596	02530071010	A20/20-01
15-602	02530072010	A20/20-01
15-605	02540084010	A20/40-01
15-608	02530073010	A20/20-01
15-610	02570035010	A20/8-03
15-611	02570036010	A20/8-01
15-612	02570037010	A20/8-01
15-613	02570038010	A20/8-01
15-614	02570039010	A20/8-01
15-615	02540044010	A20/40-01
15-630	02540049010	A20/40-01
15-633	02530077010	A20/20-01
15-634	02540085010	A20/30-01
15-642	02530078010	A20/20-01
15-643	02530079010	A20/20-01
15-644	02570040010	A20/8-01
15-645	02570041010	A20/8-01
15-649	02530075010	A20/20-01
15-650	02540050010	A20/40-01
15-651	02530076010	A20/20-01
15-652	02540089010	A20/30-01
15-653	02570043010	A20/50-01
15-654	02570044010	A20/50-01
15-657	02540035010	A20/40-01
15-664	02570050010	A20/50-01
15-665	02570051010	A20/50-01
15-672	02530092010	A20/20-01
15-678	02540088010	A20/50-01
15-679	02570061010	A20/8-01
15-680	02530095010	A20/20-01
15-683	02540092010	A20/30-01
15-684	02540093010	A20/30-01
15-685	02540029010	A20/40-01
15-687	02570062010	A20/8-01
15-691	02530110010	A20/20-01
15-692	02530111010	A20/20-01
15-693	02530112010	A20/20-01
15-696	02540095010	A20/30-01
15-716	02540005010	A20/50-01
15-717	02540066010	A20/40-01
15-718	02540067010	A20/40-01
15-721	02530003010	A20/20-01
15-734	02570004010	A20/8-01
15-737	02530080010	A20/20-01
15-742	02570063010	A20/8-01
15-746	02570064010	A20/8-01
15-747	02530083010	A20/20-01
15-748	02530084010	A20/20-01
15-749	02540097010	A20/30-01
15-751	02530091010	A20/20-01
15-753	02540124010	A20/40-01
15-756	02530085010	A20/20-01
15-760	02530113010	A20/20-01
15-781	02530087010	A20/20-01
15-793	02540126010	A20/40-01
15-803	02570066010	A20/8-03
15-806	02530114010	A20/20-01
15-808	02570067010	A20/8-01
15-819	02570071010	A20/8-03
15-820	02570072010	A20/8-03
15-821	02530115010	A20/20-01
15-822	02530117010	A20/20-01
15-827	02540127010	A20/40-01
15-832	02530118010	A20/20-01
15-833	02530119010	A20/20-01
15-834	02530120010	A20/20-01
15-836	02530121010	A20/20-01
15-853	02570073010	A20/8-01+04
15-854	02570075010	A20/8-01+04

A21

Injected mouldings in PLIOPRENE TPE











Injected mouldings in PLIOPRENE TPE

SES-STERLING markets injected mouldings made of TPE material under the name PLIOPRENE.
TPE is a thermoplastic elastomer with exceptional properties.
PLIOPRENE TPE looks like rubber and is used instead of PVC for applications requiring better resistance to high and low temperatures and offers greater flexibility and elasticity.

page	type	material	temperatures	colours	specifications	halogen free	
Standard grommets							
A21/1-01	DK-TPE	TPE type PP/EPDM	-50 to + 125°C	black	with hole	yes	
A21/1-03	DKF-TPE				blind membrane to perforate		
	DKP-TPE				perforated membrane		
Passe-fils à membrane							
A21/2-01	DG-TPE	TPE type PP/EPDM	-50 to + 125°C	black light grey	normal membrane	yes	
	DGC-TPE			black	cross-cut membrane		
	DG-TPE				perforated membrane special membrane		
Sealing grommets							
A21/2-03	DGX-TPE	TPE	-50 to +125°C	black light grey	metric or PG IP67	yes	
A21/2-04	DGX-MULTI TPE						
Special grommets							
A21/3-01	Strain relief grommets	TPE type PP/EPDM	-50 to +125°C	black	-	yes	
A21/3-03	Buffers and special grommets						
	Bushes						
A21/3-04	DO TPE				oval for flat wire		
A21/4-01	Boots				for male push-on terminals for female flag crimp terminals for female push-on terminals		

Standard grommets DK-TPE
in black PLIOPRENE TPE

PLIOPRENE TPE

HF RoHS

DK-DKF-DKP TPE

Material:	TPE type PP/EPDM
Colour:	black
Operating temperatures:	-50 to +125°C
Tensile strengh at break:	> 4,5 MPa
Ultimate elongation:	> 300%
Dielectric strengh:	35 kV/mm
Flame resistance:	HB UL94
Specification:	halogen free



• Grommets DK-TPE with hole

type	article number	dimensions (mm) Ø A	Ø B	Ø C	D	F	
DK-TPE 2/5/8-1	0145 0001 010	2	5	8	1	1,5	100
DK-TPE 2/5/8-1,5	0145 0002 010	2	5	8	1,5	1,5	100
DK-TPE 2/5/8-2	0145 0003 010	2	5	8	2	1,5	100
DK-TPE 3/5/8-1	0145 0004 010	3	5	8	1	1,5	100
DK-TPE 3/5/8-1,5	0145 0005 010	3	5	8	1,5	1,5	100
DK-TPE 3/5/8-2	0145 0006 010	3	5	8	2	1,5	100
DK-TPE 4/6/11-4	0145 0090 010	4	6	11	4	2	100
DK-TPE 4/8/11-1	0145 0007 010	4	8	11	1	2	100
DK-TPE 4/8/11-1,5	0145 0008 010	4	8	11	1,5	2	100
DK-TPE 4/8/11-2	0145 0009 010	4	8	11	2	2	100
DK-TPE 4,5/8/11-1,5	0145 0128 010	4,5	8	11	1,5	2	100
DK-TPE 4,8/8/12-1,5	0145 0124 010	4,8	8	12	1,5	2	100
DK-TPE 5/7/11-3	0145 0085 010	5	7	11	3	2	100
DK-TPE 5/8/11-1	0145 0010 010	5	8	11	1	2	100
DK-TPE 5/8/11-1,5	0145 0011 010	5	8	11	1,5	2	100
DK-TPE 5/8/11-2	0145 0012 010	5	8	11	2	2	100
DK-TPE 5,5/8/12-1,5	0145 0013 010	5,5	8	12	1,5	2	100
DK-TPE 5,5/9/12-1	0145 0014 010	5,5	9	12	1	2	100
DK-TPE 5,5/9/12-1,5	0145 0015 010	5,5	9	12	1,5	2	100
DK-TPE 5,5/9/12-2	0145 0016 010	5,5	9	12	2	2	100
DK-TPE 5,5/9/12-3	0145 0017 010	5,5	9	12	3	2	100
DK-TPE 6/8/12-1,5	0145 0018 010	6	8	12	1,5	2	100
DK-TPE 6/9/12-1	0145 0019 010	6	9	12	1	2	100
DK-TPE 6/9/12-1,5	0145 0020 010	6	9	12	1,5	2	100
DK-TPE 6/9/12-2	0145 0021 010	6	9	12	2	2	100
DK-TPE 6/9/12-3	0145 0022 010	6	9	12	3	2	100
DK-TPE 6/9/12-4	0145 0091 010	6	9	12	4	2	100
DK-TPE 6/9/12-5	0145 0092 010	6	9	12	5	2	100
DK-TPE 6/9/12-6	0145 0093 010	6	9	12	6	2	100
DK-TPE 6/9/12-7	0145 0094 010	6	9	12	7	2	100
DK-TPE 6/9/12-8	0145 0095 010	6	9	12	8	2	100
DK-TPE 6/9/12-9	0145 0096 010	6	9	12	9	2	100
DK-TPE 6/12/18-2	0145 0023 010	6	12	18	2	2,5	100
DK-TPE 6/13/18-7	0145 0097 010	6	13	18	7	2,5	100
DK-TPE 6/14/18-1	0145 0024 010	6	14	18	1	2,5	100
DK-TPE 7/10/14-1	0145 0025 010	7	10	14	1	2,5	100
DK-TPE 7/10/14-1,5	0145 0026 010	7	10	14	1,5	2,5	100
DK-TPE 7/10/14-2	0145 0027 010	7	10	14	2	2,5	100
DK-TPE 7/10/14-3	0145 0028 010	7	10	14	3	2,5	100
DK-TPE 7/12/16-1	0145 0029 010	7	12	16	1	2,5	100

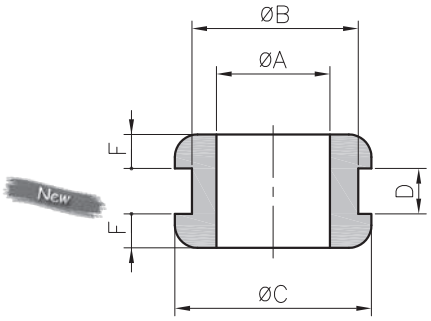

Standard grommets DK-TPE
in black PLIOPRENE TPE

PLIOPRENE TPE

HF RoHS

• Grommets DK-TPE with hole

type	artide number	dimensions (mm) Ø A	Ø B	Ø C	D	F	
DK-TPE 8/10/14-1	0145 0033 010	8	10	14	1	2,5	100
DK-TPE 8/10/14-1,5	0145 0034 010	8	10	14	1,5	2,5	100
DK-TPE 8/10/14-2	0145 0035 010	8	10	14	2	2,5	100
DK-TPE 8/10/14-3	0145 0036 010	8	10	14	3	2,5	100
DK-TPE 8/12/16-1	0145 0037 010	8	12	16	1	2,5	100
DK-TPE 8/12/16-1,5	0145 0038 010	8	12	16	1,5	2,5	100
DK-TPE 8/12/16-2	0145 0039 010	8	12	16	2	2,5	100
DK-TPE 8/12/16-3	0145 0040 010	8	12	16	3	2,5	100
DK-TPE 8/14/18-1	0145 0041 010	8	14	18	1	2,5	100
DK-TPE 8/14/18-2	0145 0042 010	8	14	18	2	2,5	100
DK-TPE 8/14/18-3	0145 0043 010	8	14	18	3	2,5	100
DK-TPE 9/12/16-1	0145 0044 010	9	12	16	1	2,5	100
DK-TPE 9/12/16-1,5	0145 0045 010	9	12	16	1,5	2,5	100
DK-TPE 9/12/16-2	0145 0046 010	9	12	16	2	2,5	100
DK-TPE 9/12/16-3	0145 0047 010	9	12	16	3	2,5	100
DK-TPE 9/14/18-1	0145 0048 010	9	14	18	1	2,5	100
DK-TPE 9/14/18-2	0145 0049 010	9	14	18	2	2,5	100
DK-TPE 9/14/18-3	0145 0050 010	9	14	18	3	2,5	100
DK-TPE 10/12/16-1	0145 0051 010	10	12	16	1	2,5	100
DK-TPE 10/12/16-1,5	0145 0052 010	10	12	16	1,5	2,5	100
DK-TPE 10/12/16-2	0145 0053 010	10	12	16	2	2,5	100
DK-TPE 10/12/16-3	0145 0054 010	10	12	16	3	2,5	100
DK-TPE 10/18/22-1	0145 0055 010	10	18	22	1	2,5	100
DK-TPE 10/18/22-2	0145 0056 010	10	18	22	2	2,5	100
DK-TPE 10/18/22-3	0145 0057 010	10	18	22	3	2,5	100
DK-TPE 10/18/22-4	0145 0058 010	10	18	22	4	2,5	100
DK-TPE 11/18/22-1	0145 0059 010	11	18	22	1	2,5	100
DK-TPE 11/18/22-2	0145 0060 010	11	18	22	2	2,5	100
DK-TPE 11/18/22-3	0145 0061 010	11	18	22	3	2,5	100
DK-TPE 11/18/22-4	0145 0062 010	11	18	22	4	2,5	100
DK-TPE 12/18/22-1	0145 0063 010	12	18	22	1	2,5	100
DK-TPE 12/18/22-2	0145 0064 010	12	18	22	2	2,5	100
DK-TPE 12/18/22-3	0145 0065 010	12	18	22	3	2,5	100
DK-TPE 12/18/22-4	0145 0066 010	12	18	22	4	2,5	100
DK-TPE 14/22/27-1	0145 0067 010	14	22	27	1	3	100
DK-TPE 14/22/27-1,5	0145 0068 010	14	22	27	1,5	3	100
DK-TPE 14/22/27-2	0145 0069 010	14	22	27	2	3	100
DK-TPE 14/22/27-3	0145 0070 010	14	22	27	3	3	100
DK-TPE 14/22/27-4	0145 0071 010	14	22	27	4	3	100
DK-TPE 16/22/27-1	0145 0072 010	16	22	27	1	3	100
DK-TPE 16/22/27-1,5	0145 0073 010	16	22	27	1,5	3	100
DK-TPE 16/22/27-2	0145 0074 010	16	22	27	2	3	100
DK-TPE 16/22/27-3	0145 0075 010	16	22	27	3	3	100
DK-TPE 16/22/27-4	0145 0076 010	16	22	27	4	3	100
DK-TPE 18/22/27-1	0145 0077 010	18	22	27	1	3	100
DK-TPE 18/22/27-1,5	0145 0078 010	18	22	27	1,5	3	100
DK-TPE 18/22/27-2	0145 0079 010	18	22	27	2	3	100
DK-TPE 18/22/27-3	0145 0080 010	18	22	27	3	3	100
DK-TPE 18/22/27-4	0145 0081 010	18	22	27	4	3	100



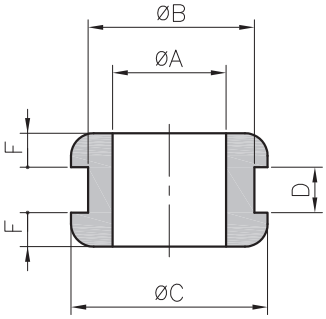

• Grommets DKF-TPE, blind (with membrane to perforate)

type	article number	dimensions (mm) Ø A	Ø B	Ø C	D	F	M	
DKF-TPE 5/7/11-3	0145 0098 010	5	7	11	3	2	0,7	100
DKF-TPE 5,5/9/12-3	0145 0101 010	5,5	9	12	3	2	2	100
DKF-TPE 6/9/12-3	0145 0102 010	6	9	12	3	2	2	100
DKF-TPE 6/14/18-1	0145 0103 010	6	14	18	1	2,5	2	100
DKF-TPE 7/14/18-3	0145 0104 010	7	14	18	3	2,5	2,5	100
DKF-TPE 8/14/18-3	0145 0105 010	8	14	18	3	2,5	2	100
DKF-TPE 9/12/16-2	0145 0120 010	9	12	16	2	2,5	2	100
DKF-TPE 9/14/18-3	0145 0106 010	9	14	18	3	2,5	2	100
DKF-TPE 10/18/22-3	0145 0107 010	10	18	22	3	2,5	2	100
DKF-TPE 10/18/22-4	0145 0108 010	10	18	22	4	2,5	2	100
DKF-TPE 11/18/22-3	0145 0109 010	11	18	22	3	2,5	2	100
DKF-TPE 11/18/22-4	0145 0110 010	11	18	22	4	2,5	2	100
DKF-TPE 12/18/22-3	0145 0111 010	12	18	22	3	2,5	2	100
DKF-TPE 12/18/22-4	0145 0112 010	12	18	22	4	2,5	2	100



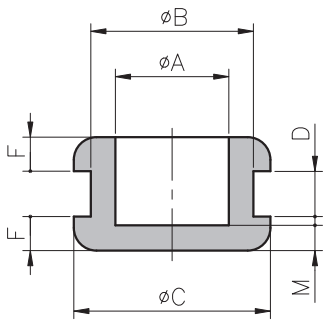

• Grommets DKP-TPE (with perforated membrane)

type	article number	dimensions (mm) Ø A	Ø B	Ø C	D	F	M	Ø P	
DKP-TPE 3-5/7/11-3	0145 0127 010	5	7	11	3	2,5	0,7	3	100
DKP-TPE 3-7/14/18-3	0145 0088 010	7	14	18	3	2,5	2,5	3	100
DKP-TPE 3-9/12/16-2	0145 0123 010	9	12	16	2	2,5	2	3	100
DKP-TPE 6,5-8/12/16-2	0145 0083 010	8	12	16	2	2,5	1	6,5	100
DKP-TPE 3,1-9/14/18-3	0145 0086 010	9	14	18	3	2,5	2	3,1	100
DKP-TPE 5,5-9/14/18-3	0145 0087 010	9	14	18	3	2,5	2	5,5	100
DKP-TPE 6-10/18/22-3	0145 0122 010	10	18	22	3	2,5	2	6	100
DKP-TPE 7-10/18/22-3	0145 0125 010	10	18	22	3	2,5	2	7	100
DKP-TPE 8-10/18/22-3	0145 0089 010	10	18	22	3	2,5	2	8	100
DKP-TPE 9-10/18/22-3	0145 0126 010	10	18	22	3	2,5	2	9	100

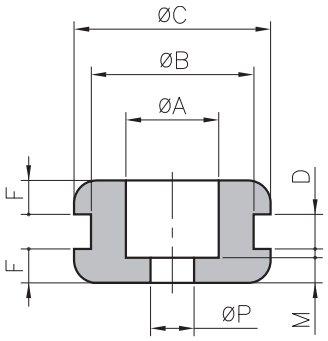

Membrane grommets PLIOPRENE TPE DG

PLIOPRENE TPE

HF RoHS

DG-TPE

Material:	TPE type PP/EPDM
Colours:	black - light grey
Operating temperatures:	-50 to +125°C
Tensile strength at break:	> 4,5 MPa
Ultimate elongation:	> 300 %
Dielectric strength:	35 kV/mm
Flame resistance:	HB UL94 (internal test)
Specification:	halogen free

Applications: grommets with membrane allowing closure of unused entries. They ensure a semi-sealing againts dust when cables or conduits pass through their membrane.



• Membrane grommets



type	article number black 010	article number grey 025	dimensions (mm) Ø A	Ø B	Ø C1	Ø C2	E	F1	F2	M	
DG-TPE 9	0144 0010 010	0144 0010 025	9	15	20	18	2	2,5	2,5	1	100
DG-TPE 11	0144 0020 010	0144 0020 025	11	18	22,5	21,5	2	2,5	2,5	1	100
DG-TPE 13,5	0144 0030 010	0144 0030 025	13,5	20	24	24	2	2,5	2,5	1	100
DG-TPE 16	0144 0040 010	0144 0040 025	16	22	27,5	26	2	2,7	2,7	1	100
DG-TPE 21	0144 0050 010	0144 0050 025	21	28	34,5	34,5	2	3	3	1	100
DG-TPE 21/E1	0144 0051 010	-	21	28	34,5	34,5	1	4	3	1,2	100
DG-TPE 29	0144 0060 010	-	29	37	43,5	43,5	2,2	3,7	3,7	1,3	50
DG-TPE 36	0144 0070 010	-	35,5	47	52,5	52,5	2,5	3,8	3,8	1,3	50
DG-TPE 48	0144 0080 010	-	47	59	67	67	2,5	4	4	1,5	50
DG-TPE M20	0144 0401 010	0144 0401 025	13,5	20	24	24	2	2,5	2,5	1	100
DG-TPE M25	0144 0402 010	0144 0402 025	21	25	34,5	31,5	2	3	3	1	100
DG-TPE M32	0144 0403 010	0144 0403 025	29	32	43,5	39	2,2	3,7	3,7	1,3	100

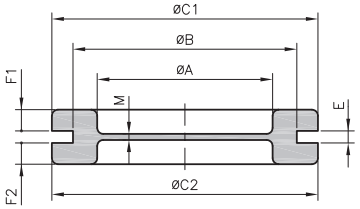

• Cross-cut membrane grommets (other cuts upon request)



type	article number black 010	dimensions (mm) Ø A	Ø B	Ø C1	Ø C2	E	F1	F2	M	X	
DGC-TPE 9	0144 0211 010	9	15	20	18	2	2,5	2,5	1	8	100
DGC-TPE 11	0144 0221 010	11	18	22,5	21,5	2	2,5	2,5	1	10	100
DGC-TPE 13,5	0144 0231 010	13,5	20	24	24	2	2,5	2,5	1	10	100
DGC-TPE 16	0144 0241 010	16	22	27,5	26	2	2,7	2,7	1	14	100
DGC-TPE 21	0144 0253 010	21	28	34,5	34,5	2	3	3	1	17	100
DGC-TPE 21/E1	0144 0310 010	21	28	34,5	34,5	1	4	3	1,2	19,5	100
DGC-TPE 29	0144 0262 010	29	37	43,5	43,5	2,2	3,7	3,7	1,3	25	50
DGC-TPE 36	0144 0290 010	35,5	47	52,5	52,5	2,5	3,8	3,8	1,3	32	50
DGC-TPE 48	0144 0301 010	47	59	67	67	2,5	4	4	1,5	42	50

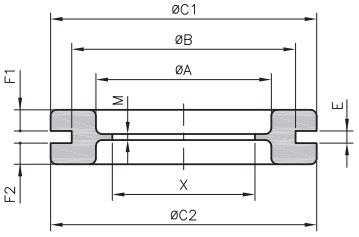

Membrane grommets PLIOPRENE TPE DG

PLIOPRENE TPE

HF RoHS

• Grommets with perforated membrane (other cuts upon request)



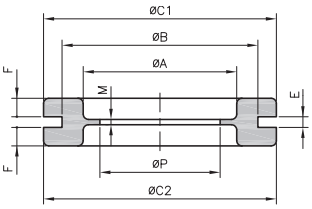

type	article number black 010	dimensions (mm) Ø A	Ø B	Ø C1	Ø C2	E	F	M	Ø P	
DG-TPE 11/4,5	0144 0220 010	11	18	22,5	21,5	2	2,5	1	4,5	100
DG-TPE 16/10	0144 0240 010	16	22	27,5	26	2	2,7	1	10	100
DG-TPE 21/18	0144 0250 010	21	28	34,5	34,5	2	3	1	18	100
DG-TPE 21/20	0144 0251 010	21	28	34,5	34,5	2	3	1	20	100

• Special membrane grommets



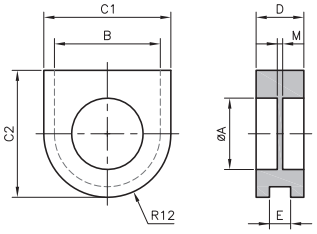

type	article number black 010	dimensions (mm) Ø A	B	C1	C2	D	E	M	
DG-TPE 12-747	0146 0320 010	13,5	20	24	24	9	4	1	100
DG-TPE 12-1475	0146 0321 010	13,5	20	24	24	9	2	1	100

Sealing grommet DGX

PLIOPRENE TPE

HF RoHS

DGX-TPE

Material: TPE
Colour: black - light grey
Operating temperature: -50 to + 125°C
Protection: IP 67
Specification: halogen free

Applications: sealing grommet is very flexible, simple and quick to assemble without tools, even on curved surfaces. It adapts to the cable diameter and ensures its protection. It can be used as a stopper.







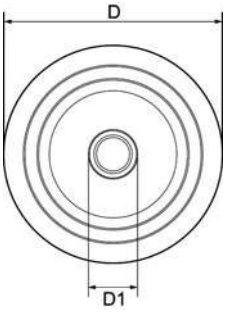





type	art. no. black	art. no. light grey	for cable Ø mm	A mm	B mm	D* mm	D1 mm	H mm	H1 mm	H2* mm	
	010	025									
• Serie DGX metric											
DGX-M16-TPE	0144 0701 010	0144 0701 025	5 - 10	16,5	0,5 - 3	23,5	4	11	4	6,75	50
DGX-M20-TPE	0144 0702 010	0144 0702 025	6 - 13	20,5	0,5 - 3	27,5	5	11	4	6,75	50
DGX-M25-TPE	0144 0703 010	0144 0703 025	8 - 17	25,5	0,5 - 3,5	32,5	7	11	4	6,75	50
DGX-M32-TPE	0144 0704 010	0144 0704 025	12 - 24	32,5	0,5 - 4,5	39,5	11	11	4	6,75	25
DGX-M40-TPE	0144 0705 010	0144 0705 025	19 - 31	40,5	1,5 - 4,5	47,5	18	13,5	4,84	7,41	25
• Serie DGX PG											
DGX-PG9-TPE	0144 0711 010	0144 0711 025	5 - 10	16	0,5 - 3	24	4	11	4	6,75	50
DGX-PG11-TPE	0144 0712 010	0144 0712 025	6 - 12	19	0,5 - 3	26	5	11	4	6,75	50
DGX-PG16-TPE	0144 0713 010	0144 0713 025	8 - 15	23	0,5 - 3,5	30	7	11	4	6,75	50
DGX-PG21-TPE	0144 0714 010	0144 0714 025	10 - 20	29	0,5 - 4,5	36	9	11	4	6,75	25
DGX-PG29-TPE	0144 0715 010	0144 0715 025	18 - 27	38	1,5 - 4,5	45	17	13,5	4,84	7,41	25

* variable according to the wall thickness

Assembly principle









Sealing grommet DGX-MULTI

PLIOPRENE TPE

HF RoHS

DGX-MULTI TPE

Material: Thermoplastic Elastomer
Colour: black - light grey
Operating temperature: -50 to + 125°C
Protection: IP 67

Applications: sealing grommet is very flexible, simple and quick to assemble without tools. Allow the passage of 3 cables while maintaining the seal. It adapts to the cable diameters and protects them. It can be used as a stopper.



Flame resistance V0 UL94 upon request.





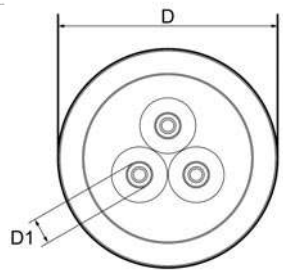



type	art. no. black	art. no. light grey	for cable Ø mm	A mm	B mm	D* mm	D1 mm	H mm	H1 mm	H2* mm	
	010	025									
• Serie DGX-MULTI metric											
DGX-MULTI M20-TPE	0144 0722 010	0144 0722 025	3x 4 - 7	20,5	0,5 - 3	27,5	3	11	4	6,75	50
DGX-MULTI M25-TPE	0144 0723 010	0144 0723 025	3x 4 - 9	25,5	0,5 - 3,5	32,5	3	11	4	6,75	50
• Serie DGX-MULTI PG											
DGX-MULTI PG11-TPE	0144 0732 010	0144 0732 025	3x 4 - 6	19	0,5 - 3	26	3	11	4	6,75	50
DGX-MULTI PG16-TPE	0144 0733 010	0144 0733 025	3x 4 - 8	23	0,5 - 3,5	30	3	11	4	6,75	50

* variable according to the wall thickness

Assembly principle









Strain relief grommets
in black PLIOPRENE TPE

PLIOPRENE TPE
-50 to +125°C

HF RoHS

type	article number	
12-542 TPE	0146 0130 010	100
12-552 TPE	0146 0140 010	100
12-553 TPE	0146 0150 010	100
12-581 TPE	0146 0160 010	100
12-582 TPE	0146 0170 010	100
12-583 TPE	0146 0180 010	100
12-598 TPE	0146 0190 010	100
12-599 TPE	0146 0200 010	100
12-600 TPE	0146 0210 010	100
12-908 TPE	0146 0220 010	100
12-1372 TPE	0146 0225 010	50
12-1374 TPE	0146 0230 010	100
12-1392 TPE	0146 0240 010	100
12-1459 TPE	0146 0259 010	100
12-1462 TPE	0146 0250 010	100
12-1466 TPE	0146 0251 010	100
12-1584 TPE	0146 0261 010	100

Metal clamp for strain relief grommets
12-542 ; 12-582 ; 12-583 ; 12-908

16-900	0684 0054 000	100

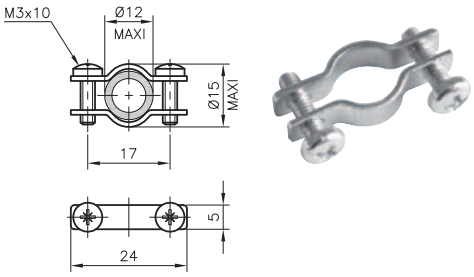

16-900
0684 0054 000



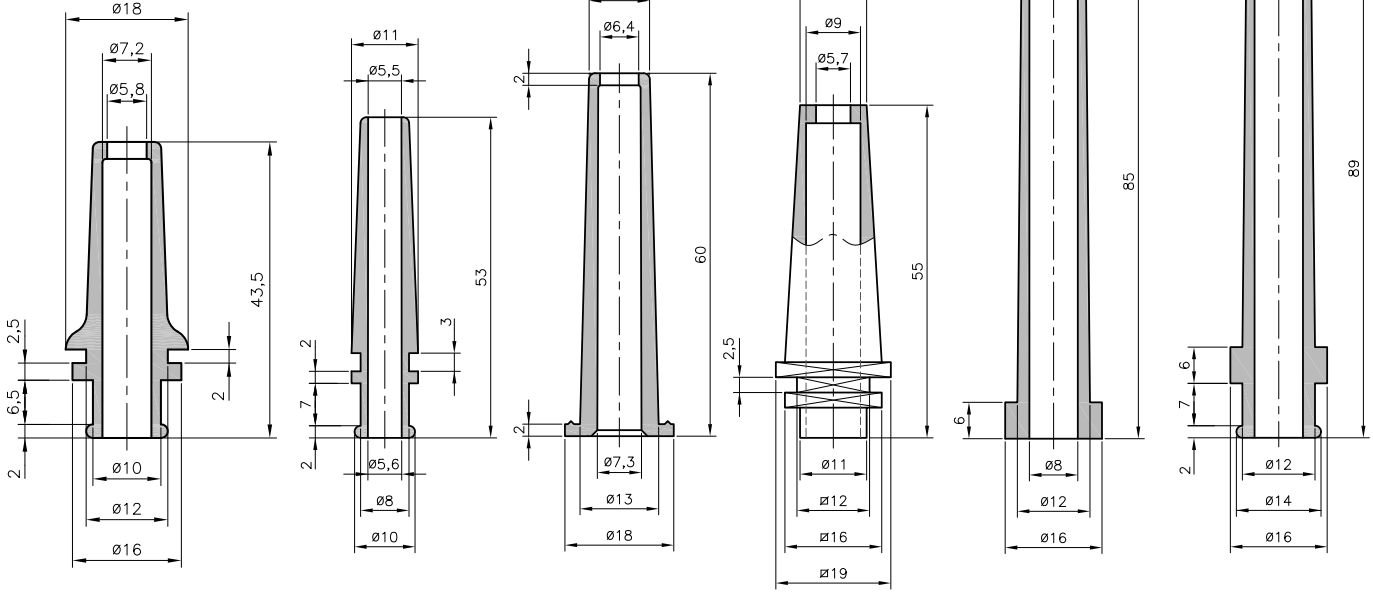

12-542
0146 0130 010

12-582
0146 0170 010

12-1459
0146 0259 010

12-1372
0146 0225 010

12-598
0146 0190 010

12-581
0146 0160 010

Strain relief grommets
in black PLIOPRENE TPE

PLIOPRENE TPE
-50 to +125°C

HF RoHS



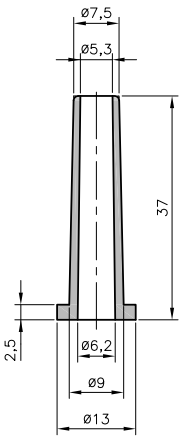

12-1466
0146 0251 010



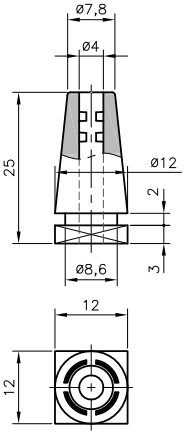

12-1392
0146 0240 010



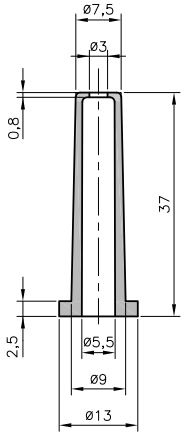

12-1462
0146 0250 010



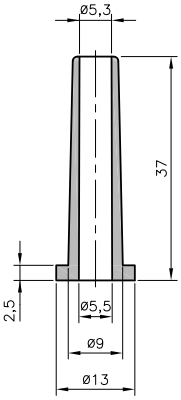

12-600
0146 0210 010



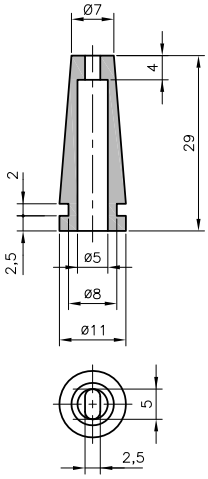

12-1374
0146 0230 010













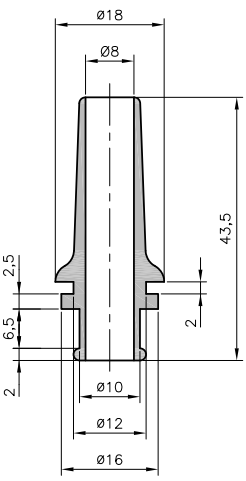

12-908
0146 0220 010

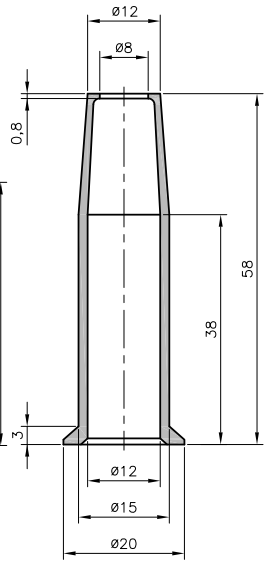

12-552
0146 0140 010

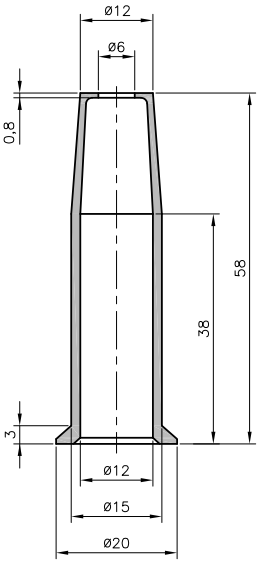

12-1584
0146 0261 010

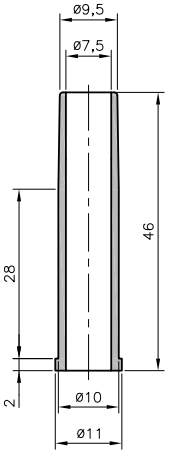

12-553
0146 0150 010

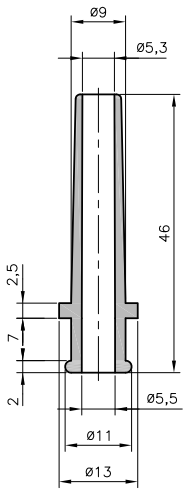

12-583
0146 0180 010

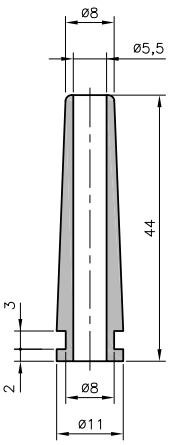

12-599
0146 0200 010

• Buffers or feet in black Plioprene (-50 to +125°C)

type	article number	
12-1086 TPE	0146 0010 010	100
12-1310 TPE	0146 0020 010	100

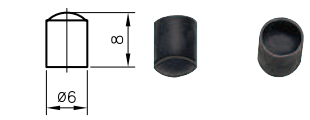

12-1086
0146 0010 010

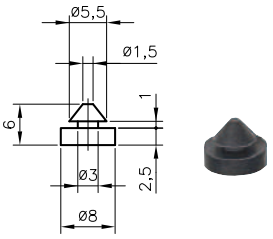

12-1310
0146 0020 010

• Special grommet in black Plioprene (-50 to +125°C)

type	article number	
Special grommet		
12-1017 TPE	0146 0310 010	100
12-1431 TPE	0146 0330 010	100

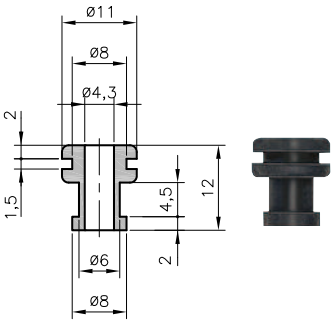

12-1017
0146 0310 010

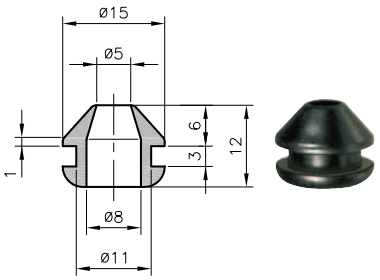

12-1431
0146 0330 010

Cable grommet

12-1428 TPE	0146 0401 010	100

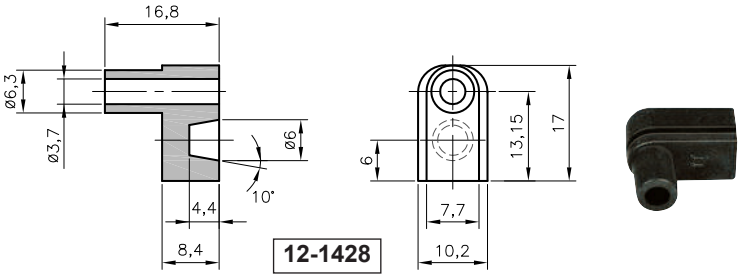

12-1428
0146 0401 010

• Bushes in Plioprene very flexible, black (-40 to +70°C)

type	article number	
12-387 TPE	0146 0110 010	100
12-407 TPE	0146 0120 010	100



The use of SES-STERLING crimping tools makes it easier to fit :
12-387 and 12-1460 with KP1 or KY1 sleeving tools
12-407 with KP2 or KY2 Crimping tools
See pages D1/1-...

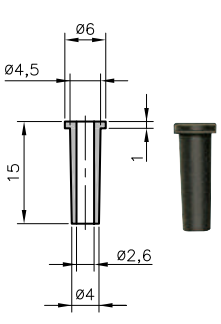

12-387
0146 0110 010

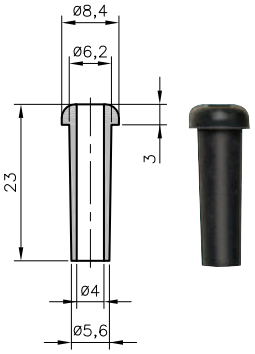

12-407
0146 0120 010

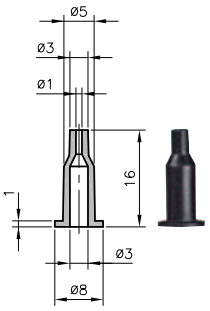

12-1460
0146 0260 010

• Special grommet in black Plioprene

type	artide number	
12-1461 TPE	0146 0331 010	100
12-1480 TPE	0146 0332 010	50

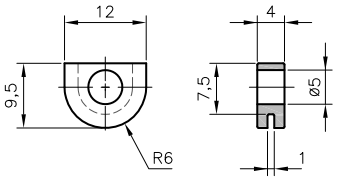



12-1461
0146 0331 010

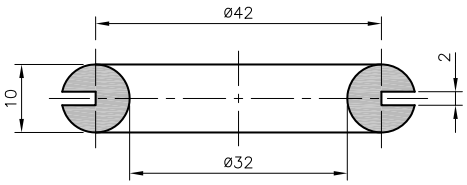



12-1480
0146 0332 010

• Oval DO-TPE grommets in black Plioprene for flat wire protection

type	artide number	
DO-TPE 19/27/33/3	0144 0351 010	100
DO-TPE 29/37/43/3	0144 0352 010	100
DO-TPE 44/52/58/3	0144 0353 010	100



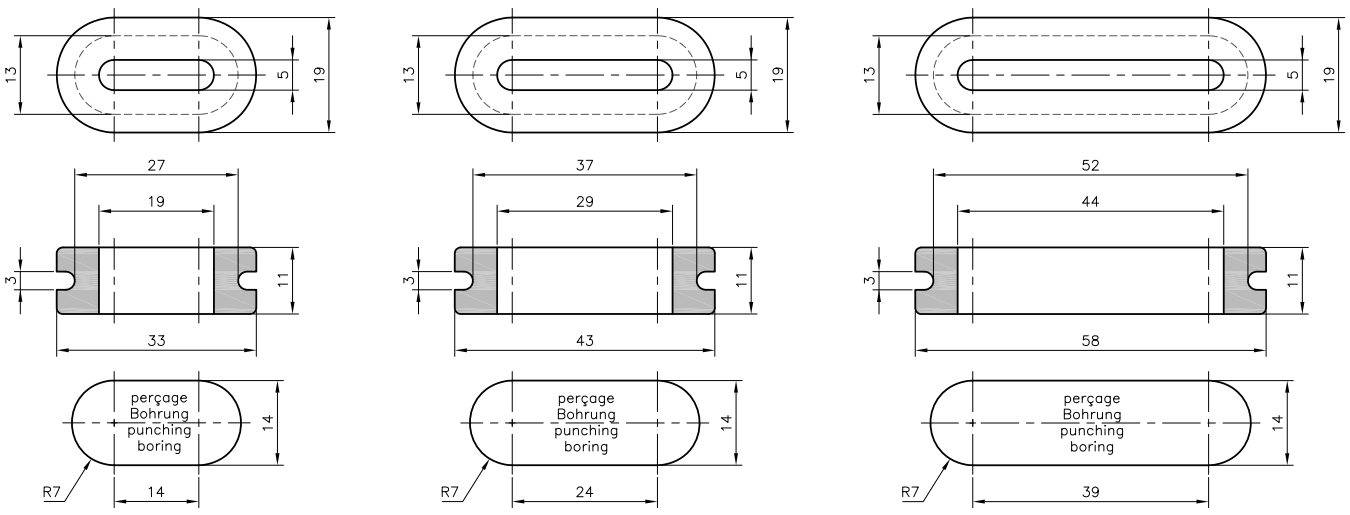

DO 19/27/33/3
0144 0351 010

DO 29/37/43/3
0144 0352 010

DO 44/52/58/3
0144 0353 010

Boots
in black PLIOPRENE TPE

PLIOPRENE TPE
-50 to +125°C

HF RoHS

• Boots for male push-on-terminals (right)

type	article number	for crimps	Ø OF wireS mm	
BW-6 TPE	0115 0060 010	6,3	3,6	500
BF-6 TPE	0115 0070 010	6,3	3,6	500

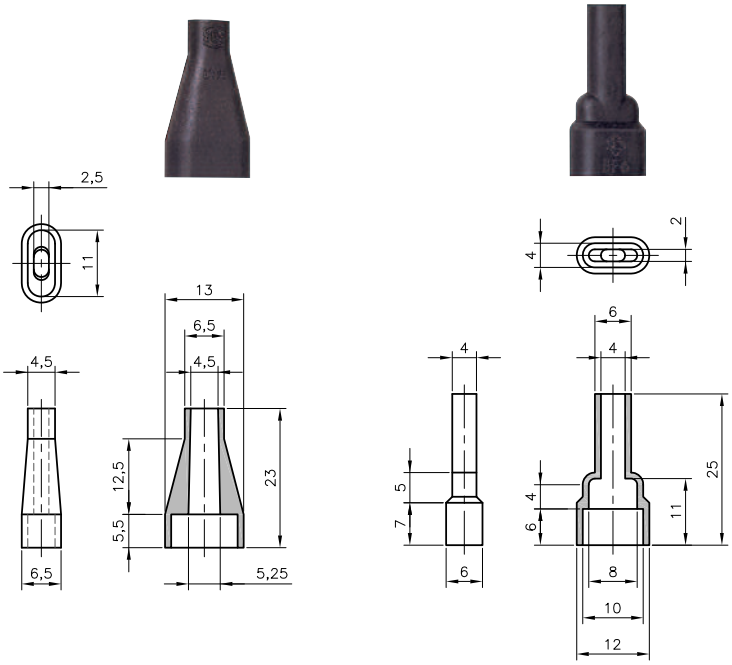

BW-6
0115 0060 010

BF-6
0115 0070 010

• Boots for female flag crimp terminals

type	article number	for crimps	Ø of wires mm	
BE-6 TPE	0115 0080 010	6,3	3,6	500

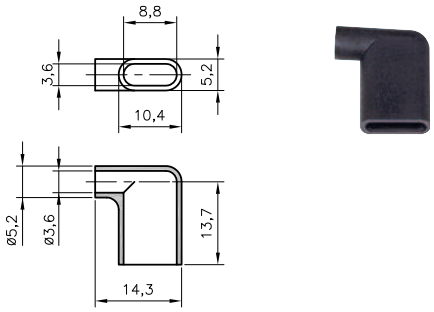

BE-6
0115 0080 010

D6/3-02 - Receptacle



Boots
in black PLIOPRENE TPE

PLIOPRENE TPE
-50 to +125°C

HF RoHS

• Boots for female push-on-terminals (right)

type	article number	for crimps	Ø of wires mm	
B-TPE	0115 0010 010	6,3	4	500
B-3 TPE	0115 0020 010	2,8	2,8	500
B-4 TPE	0115 0030 010	4,8	3,2	500
B-5 TPE	0115 0040 010	5 AMP	4,5	500
B-6 TPE	0115 0050 010	6,3	3,6	500
BL-6 TPE	0115 0090 010	6,3	3,2	500
BK-6 TPE	0115 0100 010	6,3	3,2	500
BM-6 TPE	0115 0110 010	6,3	5	500
BN-6 TPE	0115 0120 010	6,3	5	500

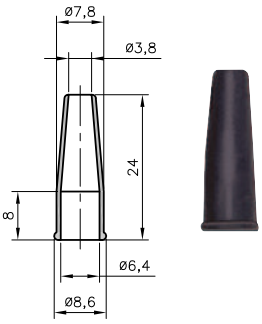

B
0115 0010 010

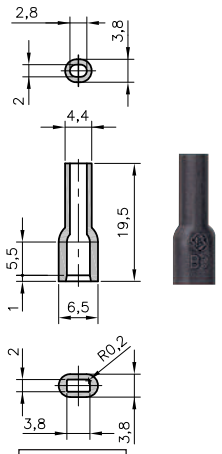

B-3
0115 0020 010

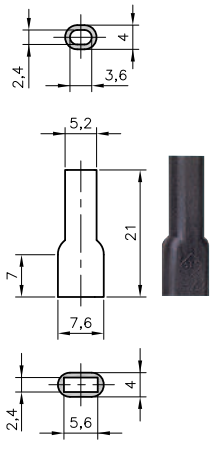

B-4
0115 0030 010

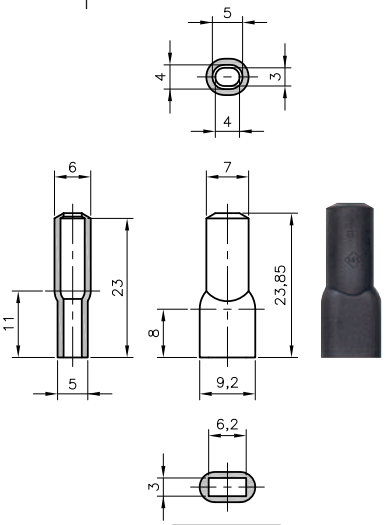

B-5
0115 0040 010

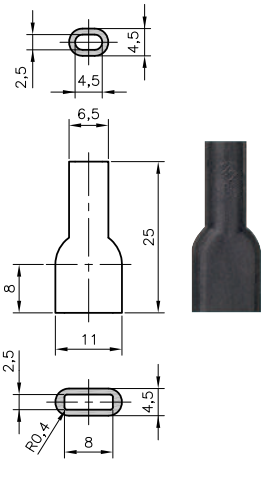

B-6
0115 0050 010

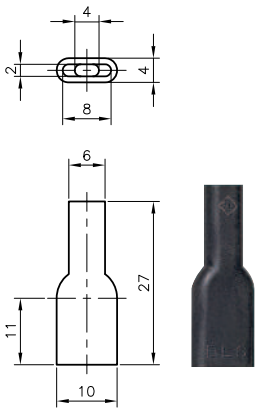

BL-6
0115 0090 010

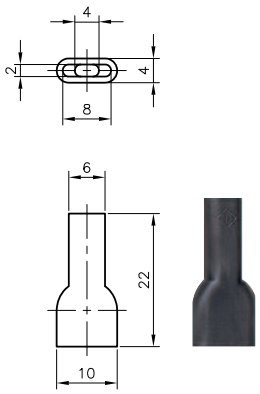

BK-6
0115 0100 010

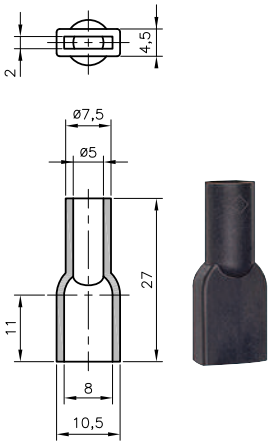

BM-6
0115 0110 010

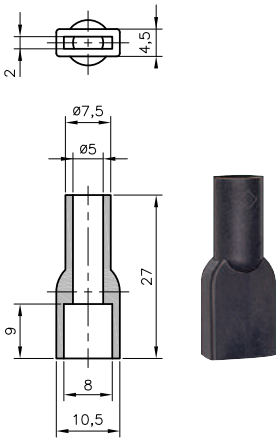

BN-6
0115 0120 010

D6/3-02 - Receptacle



A22

PLIO® injected parts in plastic











page	type	material	operating temperatures	colours	specifications	halogene free	
Standard grommet							
A22/1-01	**DK-PVC**	flexible PVC	-30 to + 70°C	black	perforated	no	
A22/2-01	**DR-PVC**				radiused edges		
	DKF-PVC				blind (with membrane to perforate)		
	DKP-PVC				perforated membrane		
Oval grommets							
A22/4-01	**DO-PVC**	flexible PVC	-30 to +70°C	black grey	oval for flat cables	no	
Membrane grommets							
A22/5-01	**DG-PVC**	flexible PVC	-30 to +70°C	black light grey white (according to model)	membrane	no	
	DGC-PVC				membane cross-cut		
A22/5-02	**DG-PVC**				perforated membrane		
	DG-PVC				special with membrane		
	DGC-PVC				special with cross-cut membrane		
	14-14xx				special		
A22/5-03	**DG-MS**	Bi-material: TPE and PP	-30 to +80°C	light grey	hexagonal, to be screwed on, with membrane	yes	
	DG-MT	Bi-material: TPE and PE	-40 to +80°C		circular, clip-on with membrane IP66		
A22/5-04	**PLIOFIX**	TPE and PA	-20 to +125°C	black grey	with membrane IP65 / IP67		

page	type	material	operating temperatures	colours	specifications	halogene free	
Special grommets							
A22/6-01	**PLIOCAP**	PE	-50 to +85°C	black grey	definitive fixing	yes	
		PP	-40 to +85°C				
		PA 6.6	-40 to +110°C		removable		
Modular grommet							
A22/7-01	**FL13** **FL21**	Bi-material: PP fibreglass reinforced and TPE	-20 to +125°C	light grey	IP65 EN 60529:1991+A1 EN 60670-1:2005	yes	
Protector and strain relief bushes							
A22/10-01 A22/11-01	**PLIO®**	PVC	-30 to +70°C	black	-	no	
Strain relief bushes							
A22/20-01	**DM-SES**	PA 6	-20 to +70°C	black white	bushes V2 UL94	yes	
Terminal boots							
A22/30-01	**PLIO®**	PVC	-25 to +75°C	black - transparent - white - blue - green - yellow - orange - brown - red - purple - grey	for straight female push-on terminals for straight male push-on terminals for flag female push-on terminals	no	
A22/30-04	**PLIO®**	PE PA 6 PA 6.6 PP	-50 to +55°C -20 to +70°C -40 to +110°C -20 to +65°C	black natural	for straight female push-on terminals for straight male push-on terminals for flag female push-on terminals assembly after crimping	yes	
A22/31-01	**PLIO® BA**	PP	-25 to +90°C	natural - white - blue - green - yellow - orange - brown - red - black - grey - pink - lila	for straight male push-on terminals assembly after crimping		

PLIO standard grommets DK
in flexible black PVC

PLIO®

DK-DKF-DR-DKP PVC

Material:	flexible PVC
Colour:	black
Operating temperatures:	-30 to +70°C
Hardness Shore A:	55 ± 5
Tensile strength at break:	8 MPa
Ultimate elongation:	> 250 %
Dielectric strength:	> 20 kV/mm
Flame resistance:	HB UL94



• Series DK, perforated

type	article number	dimensions (mm) Ø A	Ø B	Ø C	D	F	
DK-PVC 2/5/8-1	0107 0001 010	2	5	8	1	1,5	100
DK-PVC 2/5/8-1,5	0107 0002 010	2	5	8	1,5	1,5	100
DK-PVC 2/5/8-2	0107 0003 010	2	5	8	2	1,5	100
DK-PVC 3/5/8-1	0107 0004 010	3	5	8	1	1,5	100
DK-PVC 3/5/8-1,5	0107 0005 010	3	5	8	1,5	1,5	100
DK-PVC 3/5/8-2	0107 0006 010	3	5	8	2	1,5	100
DK-PVC 4/6/11-4	0107 0100 010	4	6	11	4	2	100
DK-PVC 4/8/11-1	0107 0007 010	4	8	11	1	2	100
DK-PVC 4/8/11-1,5	0107 0008 010	4	8	11	1,5	2	100
DK-PVC 4/8/11-2	0107 0009 010	4	8	11	2	2	100
DK-PVC 4,5/8/11-1,5	0107 0128 010	4,5	8	11	1,5	2	100
DK-PVC 4,8/8/12-1,5	0107 0123 010	4,8	8	12	1,5	2	100
DK-PVC 5/7/11-3	0107 0110 010	5	7	11	3	2	100
DK-PVC 5/8/11-1	0107 0010 010	5	8	11	1	2	100
DK-PVC 5/8/11-1,5	0107 0011 010	5	8	11	1,5	2	100
DK-PVC 5/8/11-2	0107 0012 010	5	8	11	2	2	100
DK-PVC 5,5/8/12-1,5	0107 0013 010	5,5	8	12	1,5	2	100
DK-PVC 5,5/9/12-1	0107 0014 010	5,5	9	12	1	2	100
DK-PVC 5,5/9/12-1,5	0107 0015 010	5,5	9	12	1,5	2	100
DK-PVC 5,5/9/12-2	0107 0016 010	5,5	9	12	2	2	100
DK-PVC 5,5/9/12-3	0107 0017 010	5,5	9	12	3	2	100
DK-PVC 6/8/12-1,5	0107 0069 010	6	8	12	1,5	2	100
DK-PVC 6/9/12-1	0107 0018 010	6	9	12	1	2	100
DK-PVC 6/9/12-1,5	0107 0019 010	6	9	12	1,5	2	100
DK-PVC 6/9/12-2	0107 0020 010	6	9	12	2	2	100
DK-PVC 6/9/12-3	0107 0021 010	6	9	12	3	2	100
DK-PVC 6/9/12-4	0107 0090 010	6	9	12	4	2	100
DK-PVC 6/9/12-5	0107 0091 010	6	9	12	5	2	100
DK-PVC 6/9/12-6	0107 0092 010	6	9	12	6	2	100
DK-PVC 6/9/12-7	0107 0093 010	6	9	12	7	2	100
DK-PVC 6/9/12-8	0107 0094 010	6	9	12	8	2	100
DK-PVC 6/9/12-9	0107 0095 010	6	9	12	9	2	100
DK-PVC 6/12/18-2	0107 0087 010	6	12	18	2	2,5	100
DK-PVC 6/13/18-7	0107 0070 010	6	13	18	7	2,5	100
DK-PVC 6/14/18-1	0107 0071 010	6	14	18	1	2,5	100
DK-PVC 7/10/14-1	0132 0090 010	7	10	14	1	2,5	100
DK-PVC 7/10/14-1,5	0132 0091 010	7	10	14	1,5	2,5	100
DK-PVC 7/10/14-2	0132 0092 010	7	10	14	2	2,5	100
DK-PVC 7/10/14-3	0132 0093 010	7	10	14	3	2,5	100
DK-PVC 7/12/16-1	0107 0088 010	7	12	16	1	2,5	100

New

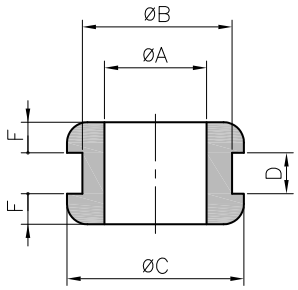

Gray and white colours available on request.

PLIO standard grommets DK
in flexible black PVC

PLIO®

RoHS

type	article number	dimensions (mm) Ø A	Ø B	Ø C	D	F	
DK-PVC 7/14/18-1	0107 0022 010	7	14	18	1	2,5	100
DK-PVC 7/14/18-2	0107 0023 010	7	14	18	2	2,5	100
DK-PVC 7/14/18-3	0107 0024 010	7	14	18	3	2,5	100
DK-PVC 8/10/14-1	0132 0094 010	8	10	14	1	2,5	100
DK-PVC 8/10/14-1,5	0132 0095 010	8	10	14	1,5	2,5	100
DK-PVC 8/10/14-2	0132 0096 010	8	10	14	2	2,5	100
DK-PVC 8/10/14-3	0132 0097 010	8	10	14	3	2,5	100
DK-PVC 8/12/16-1	0132 0098 010	8	12	16	1	2,5	100
DK-PVC 8/12/16-1,5	0132 0099 010	8	12	16	1,5	2,5	100
DK-PVC 8/12/16-2	0132 0100 010	8	12	16	2	2,5	100
DK-PVC 8/12/16-3	0132 0101 010	8	12	16	3	2,5	100
DK-PVC 8/14/18-1	0107 0025 010	8	14	18	1	2,5	100
DK-PVC 8/14/18-2	0107 0026 010	8	14	18	2	2,5	100
DK-PVC 8/14/18-3	0107 0027 010	8	14	18	3	2,5	100
DK-PVC 9/12/16-1	0132 0102 010	9	12	16	1	2,5	100
DK-PVC 9/12/16-1,5	0132 0103 010	9	12	16	1,5	2,5	100
DK-PVC 9/12/16-2	0132 0104 010	9	12	16	2	2,5	100
DK-PVC 9/12/16-3	0132 0105 010	9	12	16	3	2,5	100
DK-PVC 9/14/18-1	0107 0028 010	9	14	18	1	2,5	100
DK-PVC 9/14/18-2	0107 0029 010	9	14	18	2	2,5	100
DK-PVC 9/14/18-3	0107 0030 010	9	14	18	3	2,5	100
DK-PVC 10/12/16-1	0132 0106 010	10	12	16	1	2,5	100
DK-PVC 10/12/16-1,5	0132 0107 010	10	12	16	1,5	2,5	100
DK-PVC 10/12/16-2	0132 0108 010	10	12	16	2	2,5	100
DK-PVC 10/12/16-3	0132 0109 010	10	12	16	3	2,5	100
DK-PVC 10/18/22-1	0107 0031 010	10	18	22	1	2,5	100
DK-PVC 10/18/22-2	0107 0032 010	10	18	22	2	2,5	100
DK-PVC 10/18/22-3	0107 0033 010	10	18	22	3	2,5	100
DK-PVC 10/18/22-4	0107 0034 010	10	18	22	4	2,5	100
DK-PVC 11/18/22-1	0107 0035 010	11	18	22	1	2,5	100
DK-PVC 11/18/22-2	0107 0036 010	11	18	22	2	2,5	100
DK-PVC 11/18/22-3	0107 0037 010	11	18	22	3	2,5	100
DK-PVC 11/18/22-4	0107 0038 010	11	18	22	4	2,5	100
DK-PVC 12/18/22-1	0107 0039 010	12	18	22	1	2,5	100
DK-PVC 12/18/22-2	0107 0040 010	12	18	22	2	2,5	100
DK-PVC 12/18/22-3	0107 0041 010	12	18	22	3	2,5	100
DK-PVC 12/18/22-4	0107 0042 010	12	18	22	4	2,5	100
DK-PVC 14/22/27-1	0107 0043 010	14	22	27	1	3	100
DK-PVC 14/22/27-1,5	0107 0072 010	14	22	27	1,5	3	100
DK-PVC 14/22/27-2	0107 0044 010	14	22	27	2	3	100
DK-PVC 14/22/27-3	0107 0045 010	14	22	27	3	3	100
DK-PVC 14/22/27-4	0107 0046 010	14	22	27	4	3	100
DK-PVC 16/22/27-1	0107 0047 010	16	22	27	1	3	100
DK-PVC 16/22/27-1,5	0107 0073 010	16	22	27	1,5	3	100
DK-PVC 16/22/27-2	0107 0048 010	16	22	27	2	3	100
DK-PVC 16/22/27-3	0107 0049 010	16	22	27	3	3	100
DK-PVC 16/22/27-4	0107 0050 010	16	22	27	4	3	100
DK-PVC 18/22/27-1	0107 0051 010	18	22	27	1	3	100
DK-PVC 18/22/27-1,5	0107 0074 010	18	22	27	1,5	3	100
DK-PVC 18/22/27-2	0107 0052 010	18	22	27	2	3	100
DK-PVC 18/22/27-3	0107 0053 010	18	22	27	3	3	100
DK-PVC 18/22/27-4	0107 0054 010	18	22	27	4	3	100



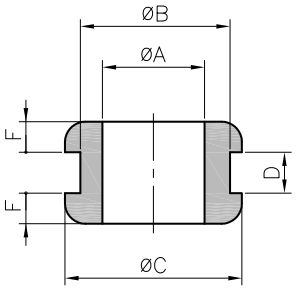

Gray and white colours available on request.

PLIO® standard grommets DR - DKF - DKP
in flexible PVC black 9542

RoHS

• Grommets DR-PVC radiused edges



type	article number	dimensions (mm) ØA	ØB	ØC	D	F		
DR-PVC 4/7/10-1	0132 0010 010	4	7	10	1	1,5		100
DR-PVC 4/7/10-1,5	0132 0011 010	4	7	10	1,5	1,5		100
DR-PVC 4/7/10-2	0132 0012 010	4	7	10	2	1,5		100
DR-PVC 5/8/11-1	0132 0013 010	5	8	11	1	1,5		100
DR-PVC 5/8/11-1,5	0132 0014 010	5	8	11	1,5	1,5		100
DR-PVC 5/8/11-2	0132 0015 010	5	8	11	2	1,5		100
DR-PVC 6/10/14-1	0132 0016 010	6	10	14	1	2		100
DR-PVC 6/10/14-1,5	0132 0017 010	6	10	14	1,5	2		100
DR-PVC 6/10/14-2	0132 0018 010	6	10	14	2	2		100
DR-PVC 6/10/14-3	0132 0019 010	6	10	14	3	2		100
DR-PVC 8/12/16-1	0132 0020 010	8	12	16	1	2		100
DR-PVC 8/12/16-1,5	0132 0021 010	8	12	16	1,5	2		100
DR-PVC 8/12/16-2	0132 0022 010	8	12	16	2	2		100
DR-PVC 8/12/16-3	0132 0023 010	8	12	16	3	2		100
DR-PVC 10/14/18-1	0132 0024 010	10	14	18	1	2		100
DR-PVC 10/14/18-1,5	0132 0025 010	10	14	18	1,5	2		100
DR-PVC 10/14/18-2	0132 0026 010	10	14	18	2	2		100
DR-PVC 10/14/18-3	0132 0027 010	10	14	18	3	2		100

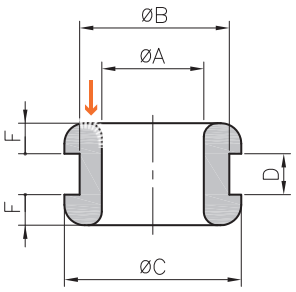

• Grommets DKF-PVC blind (with membrane to perforate)



type	article number	dimensions (mm) ØA	ØB	ØC	D	F		
DKF-PVC 5/7/11-3	0107 0109 010	5	7	11	3	2	0,7	100
DKF-PVC 5,5/9/12-3	0107 0075 010	5,5	9	12	3	2	2	100
DKF-PVC 6/9/12-3	0107 0076 010	6	9	12	3	2	2	100
DKF-PVC 6/14/18-1	0107 0077 010	6	14	18	1	2,5	2	100
DKF-PVC 7/14/18-3	0107 0078 010	7	14	18	3	2,5	2,5	100
DKF-PVC 8/14/18-3	0107 0079 010	8	14	18	3	2,5	2	100
DKF-PVC 9/12/16-2	0107 0099 010	9	12	16	2	2,5	2	100
DKF-PVC 9/14/18-3	0107 0080 010	9	14	18	3	2,5	2	100
DKF-PVC 10/18/22-3	0107 0081 010	10	18	22	3	2,5	2	100
DKF-PVC 10/18/22-4	0107 0082 010	10	18	22	4	2,5	2	100
DKF-PVC 11/18/22-3	0107 0083 010	11	18	22	3	2,5	2	100
DKF-PVC 11/18/22-4	0107 0084 010	11	18	22	4	2,5	2	100
DKF-PVC 12/18/22-3	0107 0085 010	12	18	22	3	2,5	2	100
DKF-PVC 12/18/22-4	0107 0086 010	12	18	22	4	2,5	2	100

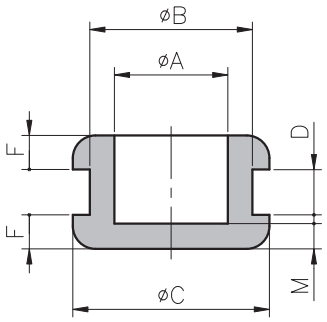

• Grommets DKP-PVC (with perforated membrane)

type	article number	dimensions (mm) ØA	ØB	ØC	D	F	M	ØP		
DKP-PVC 3-5/7/11-3	0107 0124 010	5	7	11	3	2,5	0,7	3		100
DKP-PVC 3-7/14/18-3	0107 0055 010	7	14	18	3	2,5	2,5	3		100
DKP-PVC 3-9/12/16-2	0107 0125 010	9	12	16	2	2,5	2	3		100
DKP-PVC 6,5-8/12/16-2	0107 0089 010	8	12	16	2	2,5	1	6,5		100
DKP-PVC 3,1-9/14/18-3	0107 0096 010	9	14	18	3	2,5	2	3,1		100
DKP-PVC 5,5-9/14/18-3	0107 0097 010	9	14	18	3	2,5	2	5,5		100
DKP-PVC 6-10/18/22-3	0107 0102 010	10	18	22	3	2,5	2	6		100
DKP-PVC 7-10/18/22-3	0107 0122 010	10	18	22	3	2,5	2	7		100
DKP-PVC 8-10/18/22-3	0107 0101 010	10	18	22	3	2,5	2	8		100
DKP-PVC 9-10/18/22-3	0107 0103 010	10	18	22	3	2,5	2	9		100

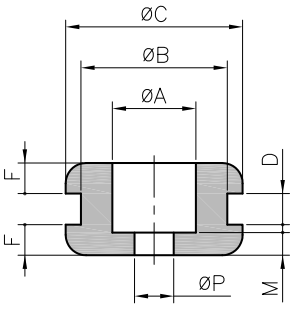

PLIO® až oval grommets
in flexible PVC

PLIO®

RoHS

DO-PVC

Material:	flexible PVC
Colours:	black - grey
Operating temperatures:	-30 to +70°C
Hardness Shore A:	55 ± 5
Tensile strength at break:	8 MPa
Ultimate elongation:	> 250 %
Dielectric strength:	> 20 kV/mm
Specification:	HB UL94
Application:	for flat wire protection.



type	article number black 010	article number grey 013	
DO-PVC 19/27/33/3	0135 0001 010	0135 0001 013	100
DO-PVC 29/37/43/3	0135 0002 010	0135 0002 013	100
DO-PVC 44/52/58/3	0135 0003 010	0135 0003 013	100

If no colour is mentioned on the order, až grommets will be supplied in grey.

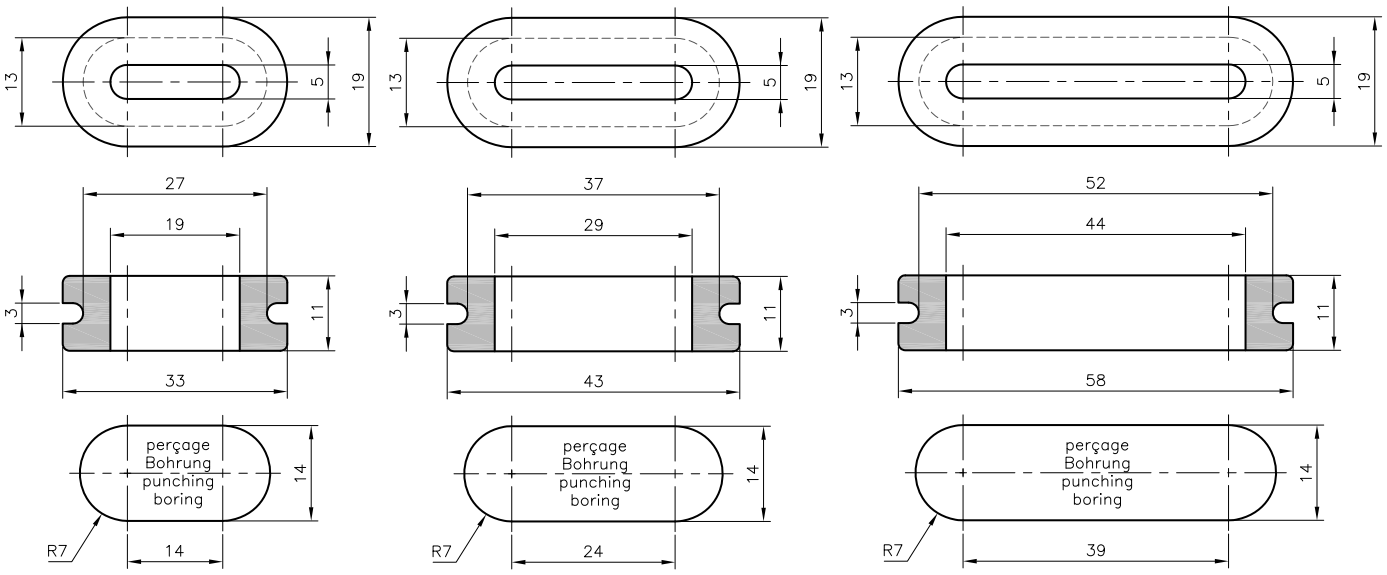

DO 19/27/33/3
0135 0001 xxx

DO 29/37/43/3
0135 0002 xxx

DO 44/52/58/3
0135 0003 xxx

PLIO® membrane grommets DG
in flexible PVC

PLIO®

RoHS

DG-PVC

Material: PVC
Colours: black - light grey - white
Operating temperatures: -30 to +70°C
Hardness Shore A: 55 ± 5
Tensile strength at break: 8 MPa
Ultimate elongation: > 250 %
Dielectric strength: > 20 kV/mm
Specification: HB UL94
Application: closure of unused entries.
They allow the passage of cables or conduits through the membrane by ensuring a dust free fit.



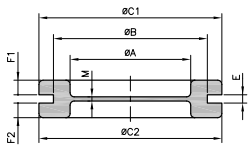

• Membrane grommets

type	article number black 010	grey 025	white 001	dimensions (mm) Ø A	Ø B	Ø C1	Ø C2	E	F1	F2	M	
DG-PVC 9	0133 0351 010	0133 0351 025	0133 0351 001	9	15	20	18	2	2,5	2,5	1	100
DG-PVC 11	0133 0352 010	0133 0352 025	0133 0352 001	11	18	22,5	21,5	2	2,5	2,5	1	100
DG-PVC 13,5	0133 0353 010	0133 0353 025	0133 0353 001	13,5	20	24	24	2	2,5	2,5	1	100
DG-PVC 16	0133 0354 010	0133 0354 025	0133 0354 001	16	22	27,5	26	2	2,7	2,7	1	100
DG-PVC 16/E3	0133 0360 010	-	-	16	22	27,5	26	3	2,7	2,7	2	100
DG-PVC 21	0133 0355 010	0133 0355 025	0133 0355 001	21	28	34,5	34,5	2	3	3	1	100
DG-PVC 21/E1	0133 0359 010	-	-	21	28	34,5	34,5	1	4	3	1,2	100
DG-PVC 29	0133 0356 010	-	-	29	36,5	43	43	2,2	3,7	3,7	1,5	50
DG-PVC 36	0133 0357 010	-	-	35	46	52,5	52,5	2,5	3,8	3,8	1,3	50
DG-PVC 48	0133 0358 010	-	-	46,5	59	66,2	66,2	2,5	4	4	1,6	50
DG-PVC M20	0133 0510 010	0133 0510 025	-	13,5	20	24	24	2	2,5	2,5	1	100
DG-PVC M25	0133 0511 010	0133 0511 025	-	21	25	34,5	34,5	2	3	3	1	100
DG-PVC M32	0133 0512 010	0133 0512 025	-	29	32	43	43	2	3,5	3,5	1,5	100

• Cross-cut membrane grommets (other cut-outs possible upon request)

type	article number 010	dimensions (mm) Ø A	Ø B	Ø C1	Ø C2	E	F1	F2	X	M	
DGC-PVC 9	0133 0451 010	9	15	20	18	2	2,5	2,5	8	1	100
DGC-PVC 11	0133 0452 010	11	18	22,5	21,5	2	2,5	2,5	10	1	100
DGC-PVC 13,5	0133 0453 010	13,5	20	24	24	2	2,5	2,5	10	1	100
DGC-PVC 16	0133 0454 010	16	22	27,5	26	2	2,7	2,7	14	1	100
DGC-PVC 21	0133 0455 010	21	28	34,5	34,5	2	3	3	17	1	100
DGC-PVC 21/E1	0133 0456 010	21	28	34,5	34,5	1	4	3	19,5	1,2	100
DGC-PVC 29	0133 0457 010	29	36,5	43	43	2,2	3,7	3,7	25	1,5	50
DGC-PVC 36	0133 0458 010	35	46	52,5	52,5	2,5	3,8	3,8	32	1,3	50
DGC-PVC 48	0133 0464 010	46,5	59	66,2	66,2	2,5	4	4	42	1,6	50



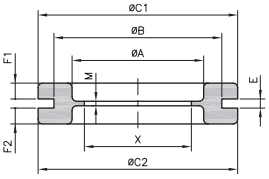

PLIO® membrane grommets DG
in flexible PVC

PLIO®

RoHS

• Grommets with perforated membrane (other cut-outs possible upon request)



type	article number	dimensions (mm) Ø A	Ø B	Ø C1	Ø C2	E	F	M	Ø P	
DG-PVC 11/4,5	0133 0402 010	11	18	22,5	21,5	2	2,5	1	4,5	100
DG-PVC 16/7 E3	0133 0412 010	16	22	27,5	26	3	2,7	2	7	100

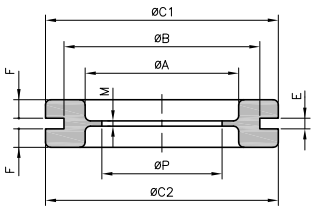

• Special membrane grommets



type	article number	dimensions (mm) Ø A	B	C1	C2	D	E	M	
DG-PVC 14-747	0133 0101 010	13,5	20	24	24	9	4	1	100
DG-PVC 14-1475	0133 0102 010	13,5	20	24	24	9	2	1	100

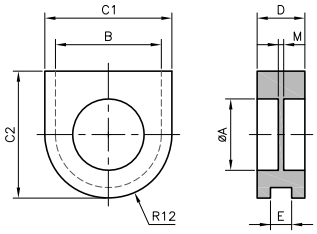

• Cross-cut membrane grommets cut



type	article number	dimensions (mm) Ø A	B	C1	C2	D	E	M	X	
DGC-PVC 14-747/F	0133 0459 010	13,5	20	24	24	9	4	1	12	100
DGC-PVC 14-1475/F	0133 0460 010	13,5	20	24	24	9	2	1	12	100

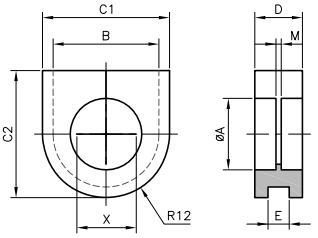

• Special grommets

type	article number	
14-1461 PVC	0133 0103 010	100
14-1480 PVC	0133 0463 010	50





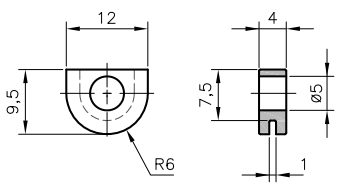

14-1461
0133 0103 010

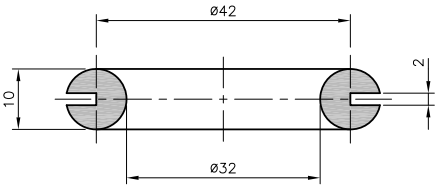

14-1480
0133 0463 010

DG-MS

Materials: TPE
Colour: light grey
Operating temperatures: -30 to +80°C
Protection rating: IP 66 according to EN 60 529

Application: hexagonal membrane grommet with screw thread that allows single cables, flat cables or several cables of small diameters to pass through it.



Delivered without lock-nut.

type	article number	Ø cable max. (mm)	A mm	B mm	C mm	D mm	Ø boring mm	pces
DG-MS 16	0133 0601 025	9	M16 x 1,5	9	15	17	16,5	100
DG-MS 20	0133 0602 025	13	M20 x 1,5	9	15	20	20,5	100
DG-MS 25	0133 0603 025	18	M25 x 1,5	9	15	24	25,5	100
DG-MS 32	0133 0604 025	25	M32 x 1,5	9	15	32	32,5	100

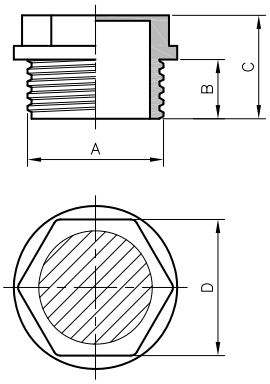

A8/2-03



DG-MT

Materials: TPE
Colour: light grey
Operating temperatures: -40 to +80°C
Protection rating: IP 66 according to EN 60 529

Application: round membrane grommet in TPE to clip in that allows single cables, flat cables or several cables of small diameters to pass through it.



type	article number	Ø cable max. (mm)	Ø A mm	B mm	C mm	D mm	Ø boring mm	pces
DG-MT 16	0133 0611 025	9	16	9,5	11	21,2	16,5	100
DG-MT 20	0133 0612 025	13	20	9,5	11	25,2	20,5	100
DG-MT 25	0133 0613 025	18	25	9,5	11	30,2	25,5	100
DG-MT 32	0133 0614 025	25	32	9,5	11	37,2	32,5	100

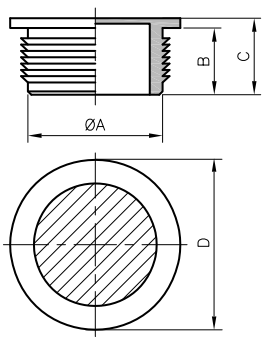

PLIOFIX

Material: TPE and PA
Colours: black
grey
Operating temperatures: -20 to +125°C
Protection rating: IP 65

Application: they allow the passage of cables or conduits through their membranes allowing a dust free fit. They combine the advantages of grommets and a gland. They are in particular compact parts offering ease of use and speedy assembly.





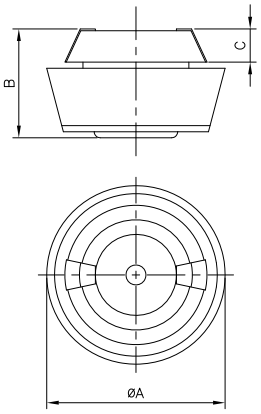

type	article number black 010	article number grey 025	cable-Ø mm	hole-Ø mm	metal thickness mm	Ø A mm	B mm	C mm	pces
PLIOFIX M20	0144 0603 010	0144 0603 025	4-11	20,5	2-5	29,3-34,5	17-20	5,5	50
PLIOFIX M25	0144 0604 010	0144 0604 025	4-13	25,5	2-5	34,3-40	17-20	5,5	50

Instructions

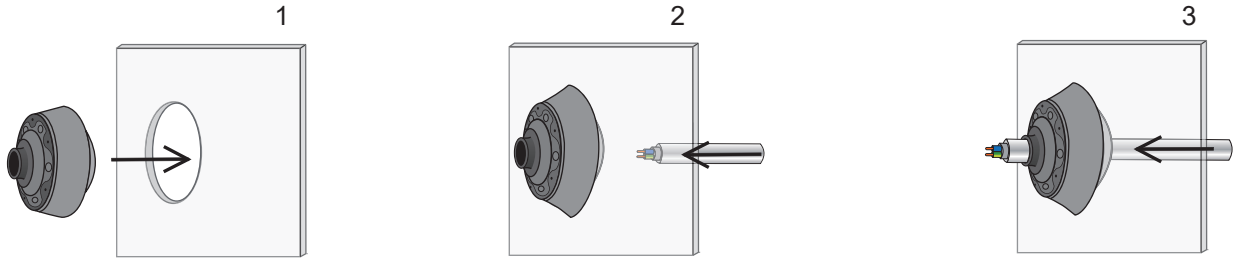

PLIOCAP

Materials:	PE	PP	PA6.6
Temperatures (°C):	-50 to +85	-40 to +85	-40 to +110
Self-extinguishing:	-	-	V2 UL94
Dielectric strength:	>16	>20	26
Colours:	black - grey		

Application: The grommets change angular holes into fully isolated clean and smooth openings.They isolate and protect electric cables passing through a wall. The general version (PC -U) allows cables from Ø 2,6 to 25,2 mm passing through it.

The caps (PC -F) designed to close off unused entries. Simple, fast and safe use.



• Grommets (difficult to remove)

type	article number black 010	article number grey 013	quality PE	quality PP	dimensions (mm) punching Ø	dimensions (mm) cable Ø	dimensions (mm) wall width	
PC 4,5	0143 0004 010	0143 0004 013	X		10	4,5	2 - 5	500
PC 11	0143 0002 010	0143 0002 013	X		14,5	11	3 - 4,5	500
PC 14	0143 0001 010	0143 0001 013		X	21	14	0,4 - 1	500
PC 20	0143 0003 010	0143 0003 013		X	23	20	0,6 - 3	100

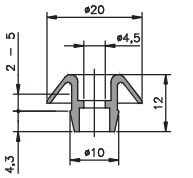

PC 4,5

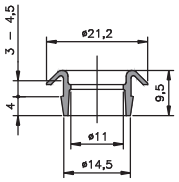

PC 11

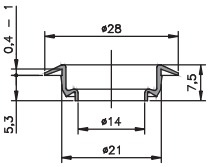

PC 14

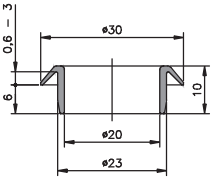

PC 20

• Grommets (easy removal) - Quality PA 6.6

type	article number black 010	article number grey 013	dimensions (mm) punching Ø	dimensions (mm) Ø A	dimensions (mm) wall width	
Standard grommets						
PC M16	0143 0010 010	0143 0010 013	16	12,2	1 - 2,5	100
PC M20	0143 0012 010	0143 0012 013	20	16,2	1 - 2,5	100
PC M25	0143 0014 010	0143 0014 013	25	20,2	1 - 2,5	50
PC M32	0143 0016 010	0143 0016 013	32	25,2	1 - 2,5	50
Universal grommets						
PC M16-U	0143 0018 010	0143 0018 013	16	12,2	1 - 2,5	100
PC M20-U	0143 0019 010	0143 0019 013	20	16,2	1 - 2,5	100
PC M25-U	0143 0020 010	0143 0020 013	25	20,2	1 - 2,5	50
PC M32-U	0143 0021 010	0143 0021 013	32	25,2	1 - 2,5	50
Caps						
PC M16-F	0143 0011 010	0143 0011 013	16	-	1 - 2,5	100
PC M20-F	0143 0013 010	0143 0013 013	20	-	1 - 2,5	100
PC M25-F	0143 0015 010	0143 0015 013	25	-	1 - 2,5	50
PC M32-F	0143 0017 010	0143 0017 013	32	-	1 - 2,5	50

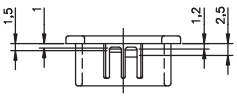

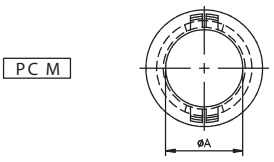

PC M

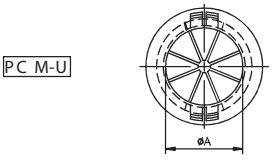

PC M-U

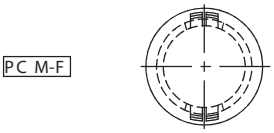
PC M-F

Modular grommet

FL13

FL13

Material frame: PP glass fibre reinforced
Material insert: TPE
Colour : light grey
Protection index: IP 65
Operating temperatures: -20 to +125°C
Certification: EN 60529:1991+A1 EN 60670-1:2005
Applications: space saving wiring system very easy to mount for fast, discreet and aesthetic installation.
Modular solution, adaptable to most needs, and evolving even after the installation (by changing the inserts).
IP65 to ensure protection against dust and moisture.



type	art. no.	dimensions mm	passage	
Frame FL13/404	0144 0650 025	134 x 52	-	10
Insert INS-FL13/415	0144 0641 025	34 x 68	2x M20 (6-13 mm)	10
Insert INS-FL13/416	0144 0642 025	34 x 68	10x 4-10 mm	10
Insert INS-FL13/417	0144 0643 025	34 x 34	1x M20 (6-13 mm)	10
Kit K-FL13/405	0144 0630 025	-	1x M20 10x 4-10 mm	10



A8/2-01



A20/7-02



A20/7-03



A22/5-04



Operating instruction in video

Modular grommet

FL21

FL21

Material frame: PP glass fibre reinforced
Material insert: TPE
Colour : light grey
Protection index: IP 65
Operating temperatures: -20 to +125°C
Certification: EN 60529:1991+A1 EN 60670-1:2005

Applications: space saving wiring system very easy to mount for fast, discreet and aesthetic installation.

Modular solution, adaptable to most needs, and evolving even after the installation (by changing the inserts).

IP65 to ensure protection against dust and moisture.



type	art. no.	dimensions mm	passage	
Frame FL21/400	0144 0680 025	214 x 90	-	10
Insert INS-FL21/406	0144 0670 025	68 x 68	2x M25 (8-17 mm) 2x M16 (5-10 mm)	10
Insert INS-FL21/408	0144 0672 025	68 x 68	9x 7-14 mm	10
Insert INS-FL21/411	0144 0675 025	68 x 34	2x 8-17 mm	10
Insert INS-FL21/412	0144 0676 025	68 x 34	2x M20 (6-13 mm)	10
Insert INS-FL21/413	0144 0677 025	68 x 34	10x 4-10 mm	10
Kit K-FL21/402	0144 0660 025	-	2x (M25 M20) 30x 4-10 mm	10
Kit K-FL21/403	0144 0661 025	-	18x 7-14 mm 10x 4-10 mm	10

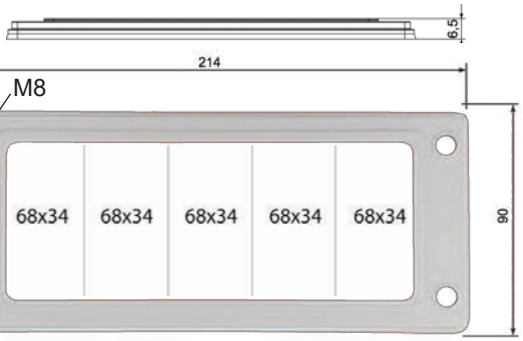





A8/2-01



A20/7-02



A20/7-03



A22/5-04



Operating instruction in video

PLIO® strain relief grommets
in flexible PVC

PLIO®
-30 to +70°C
RoHS

type	article number	
14-552 PVC	0134 0002 010	100
14-553 PVC	0134 0003 010	100
14-598 PVC	0134 0007 010	100
14-599 PVC	0134 0008 010	100
14-600 PVC	0134 0009 010	100
14-1372 PVC	0134 0011 010	50
14-1374 PVC	0134 0012 010	100
14-1392 PVC	0134 0013 010	100
14-1459 PVC	0134 0016 010	100
14-1462 PVC	0134 0014 010	100
14-1466 PVC	0134 0018 010	100
14-1584 PVC	0134 0019 010	100



14-600 0134 0009 010 | **14-599** 0134 0008 010 | **14-553** 0134 0003 010 | **14-1392** 0134 0013 010 | **14-1462** 0134 0014 010 | **14-1466** 0134 0018 010



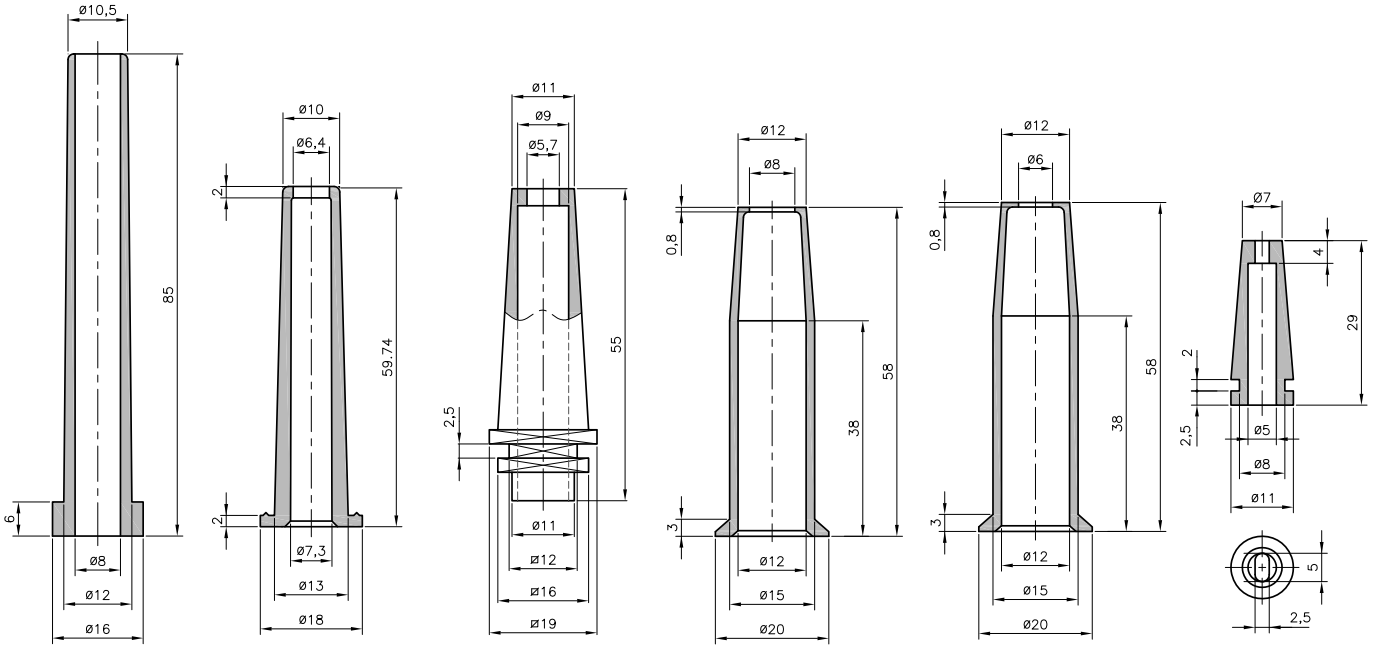

14-598 0134 0007 010 | **14-1459** 0134 0016 010 | **14-1372** 0134 0011 010 | **14-552** 0134 0002 010 | **14-1584** 0134 0019 010 | **14-1374** 0134 0012 010

PLIO® strain relief bushes
in flexible PVC

PLIO®
-30 to +70°C

RoHS

type	article number	
Protective strain relief bushes PLIO in PVC		
14-542 PVC	0134 0001 010	100
14-581 PVC	0134 0004 010	100
14-582 PVC	0134 0005 010	100
14-583 PVC	0134 0006 010	100
14-908 PVC	0134 0010 010	100
Metal clamp for bushes 14-542, 14-582, 14-583, 14-908		
16-900	0684 0054 000	100
Special strain relief bushes PLIO		
14-1431 PVC	0134 0102 010	100
Strain relief bushes PLIO		
14-1017 PVC	0132 0910 010	100
14-1428 PVC	0134 0151 010	100

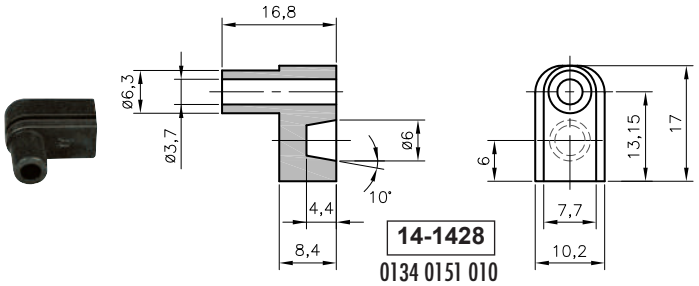

14-1428
0134 0151 010



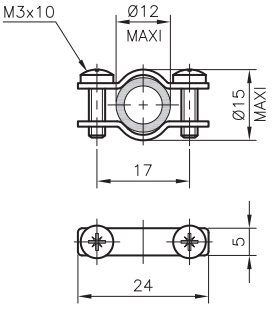

16-900
0684 0054 000

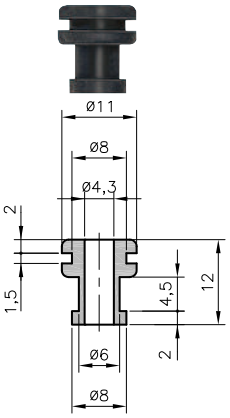

14-1017
0132 0910 010

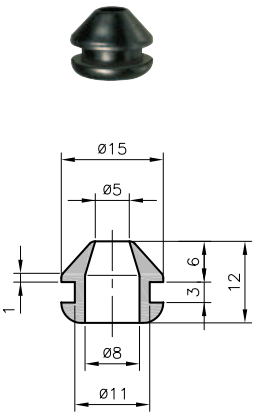

14-1431
0134 0102 010

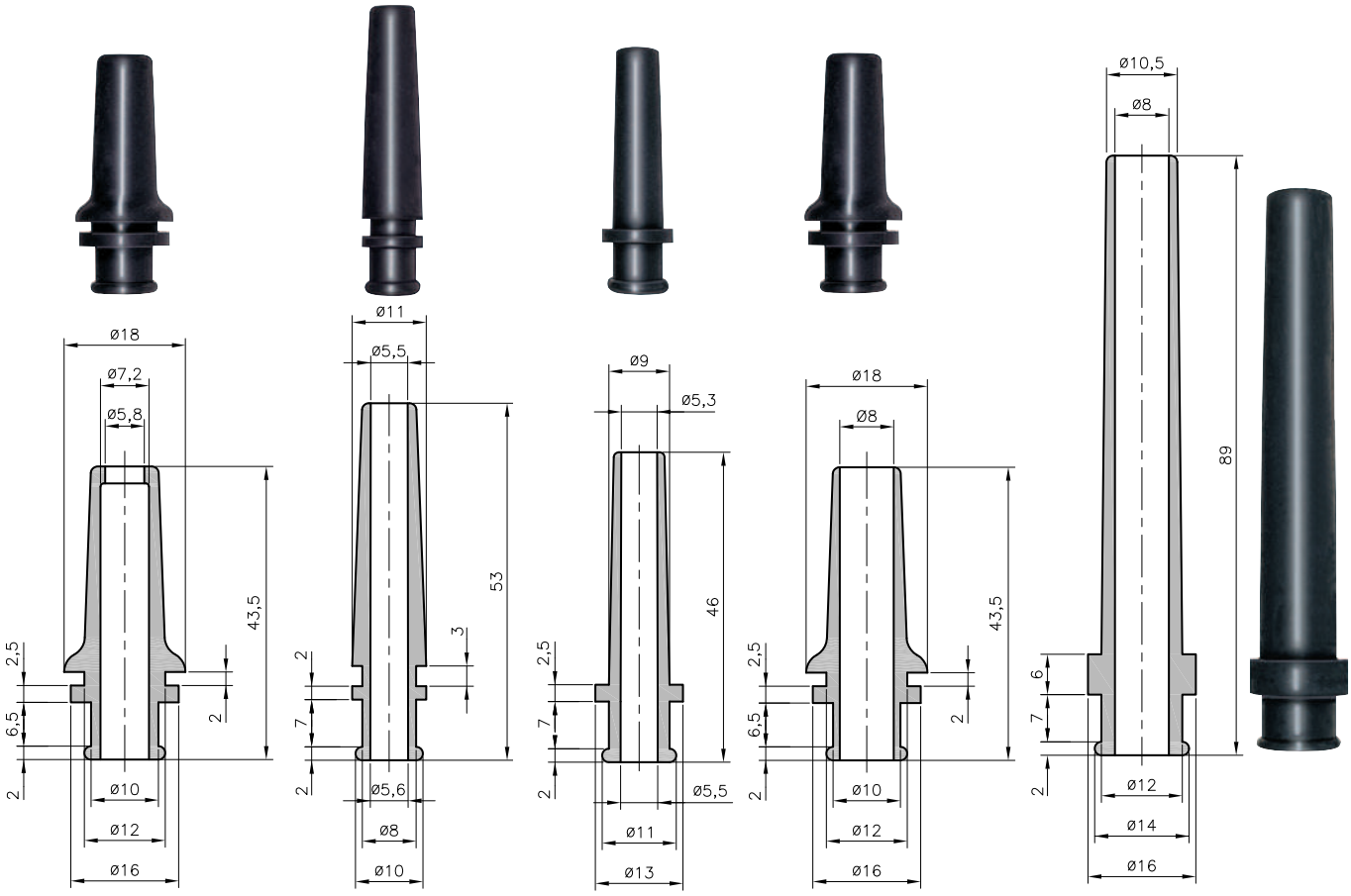

14-542
0134 0001 010

14-582
0134 0005 010

14-583
0134 0006 010

14-908
0134 0010 010

14-581
0134 0004 010

SES strain relief bushes DM
in Polyamide 6 black and white
for torsional protection

DM-SES

HF RoHS

DM-SES

Material:	PA 6
Colours:	black - white
Operating temperatures:	-20 to +70°C
Tensile strength at break:	80 MPa
Ultimate elongation:	> 50%
Dielectric strength:	60 kV/mm
Flame resistance:	V2 UL94 (internal test)

Application: for passing a cable through a wall with cable clamp.

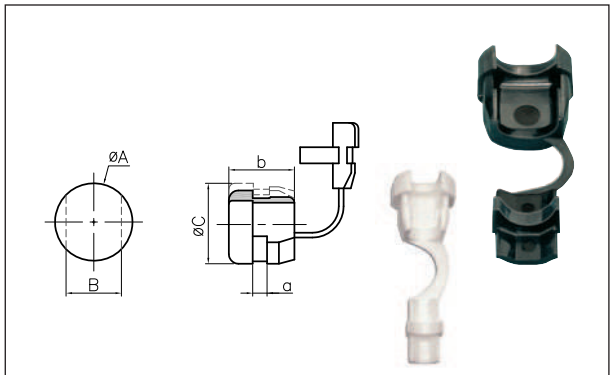

type	article number black 010	article number white 001	dimensions of the cables (mm) Ø PVC insulation	dimensions of the cables (mm) Ø rubber insulation	dimensions (mm) Ø A	B	bore a	bore b	Ø C	
round cables										
DM 2	0131 0012 010	0131 0012 001	3 ... 4,5	3 ... 4,5	9,5	8,5	1,7	10,3	11	100
DM 2L	0131 0032 010	0131 0032 001	3 ... 4,5	3 ... 4,5	9,5	8,5	3,1	10,3	11	100
DM 4	0131 0001 010	0131 0001 001	5 ... 6,5	5 ... 7	13	11,5	2,5	12	14	100
DM 5	0131 0010 010	0131 0010 001	6,5 ... 7,5	6,5 ... 7,5	13	11,5	2,5	11	14	100
DM 6	0131 0002 010	0131 0002 001	6,6 ... 8	7,1 ... 9	16	14	3,1	17	18	100
DM 7	0131 0003 010	0131 0003 001	8,1 ... 10	9,1 ... 11	22,5	21	3,2	20	25	100
DM 8	0131 0004 010	0131 0004 001	10,1 ... 12,5	11,1 ... 14	22,5	21	3,6	22	22	100
			H x W	H x W	Ø A	B	a	b	Ø C	
flat cables										
DM 2P	0131 0022 010	0131 0022 001	3 x 5	3 x 5	9,5	8,5	1,7	10,3	11	100
DM 2LP	0131 0042 010	0131 0042 001	3 x 5	3 x 5	9,5	8,5	3,1	10,3	11	100
DM 4P	0131 0020 010	0131 0020 001	3 x 7,6	3,8 x 7,1	13	11,5	2,8	10,5	14	100
DM 6P	0131 0021 010	0131 0021 001	5 x 9	5 x 9	16	14	3	17	18	100

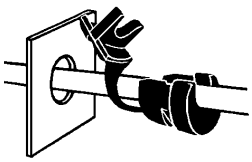

Round bore (ØA)
For torsional protection of strain relief grommets, an oblong bore (B) is required.

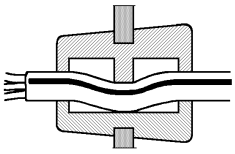

principle of cable clamping

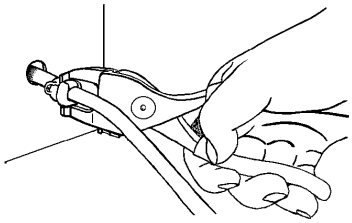

• DM application tool

Rack and pinion pliers with adjustable jaws to apply all types of strain relief grommets DM-SES for small or mid-sized series.

type	article number	characteristics length (mm)	characteristics weight (g)	
R 29	0655 0001 000	180	270	1



PLIO® terminal boots

PLIO®

PLIO-PVC

Material:	PVC
Operating temperatures:	-25 to +75°C
Hardness Shore A:	70 +/- 5
Ultimate elongation:	350%
Dielectric strength:	>20 kV/mm
Flame resistance:	HB UL94



Standard colours:

010	011	001	002	003	004	005	006	007	008	013
black	transparent	white	blue	green	yellow	orange	brown	red	violet	grey

Example for order:

code group				detail article				code colours		
0	1	0	5	0	x	x	x	x	x	x

type	article number black 010	article number transparent 011	colours xxx	for clips	cable Ø mm	length of the boot mm	
for female push-on-terminals (right)							
B-3 PVC	0105 0007 010	0105 0007 011	0105 0007 ***	2,8	2,8	5,5	500
B-4 PVC	0105 0022 010	0105 0022 011	0105 0022 ***	4,8	3,2	7	500
B-5 PVC	0105 0003 010	0105 0003 011	0105 0003 ***	5 AMP	4,5	8	500
B-6 PVC	0105 0001 010	0105 0001 011	0105 0001 ***	6,3	3,6	8	500
BL-6 PVC	0105 0010 010	0105 0010 011	-	6,3	3,2	11	500
BK-6 PVC	0105 0011 010	0105 0011 011	-	6,3	3,2	6	500
B-PVC	0105 0004 010	0105 0004 011	0105 0004 ***	6,3	4	8	500
BM-6 PVC	0105 0012 010	0105 0012 011	-	6,3	5	11	500
BN-6 PVC	0105 0014 010	0105 0014 011	-	6,3	5	9	500
for male push-on-terminals (right)							
BW-6 PVC	0105 0002 010	0105 0002 011	0105 0002 ***	6,3	3,6	5,5	500
BF-6 PVC	0105 0023 010	0105 0023 011	0105 0023 ***	6,3	3,6	11	500
for female flag push-on-terminals							
BE-6 PVC	0105 0005 010	0105 0005 011	0105 0005 ***	6,3	3,6	13,7	500

B10/2



D6/3-02



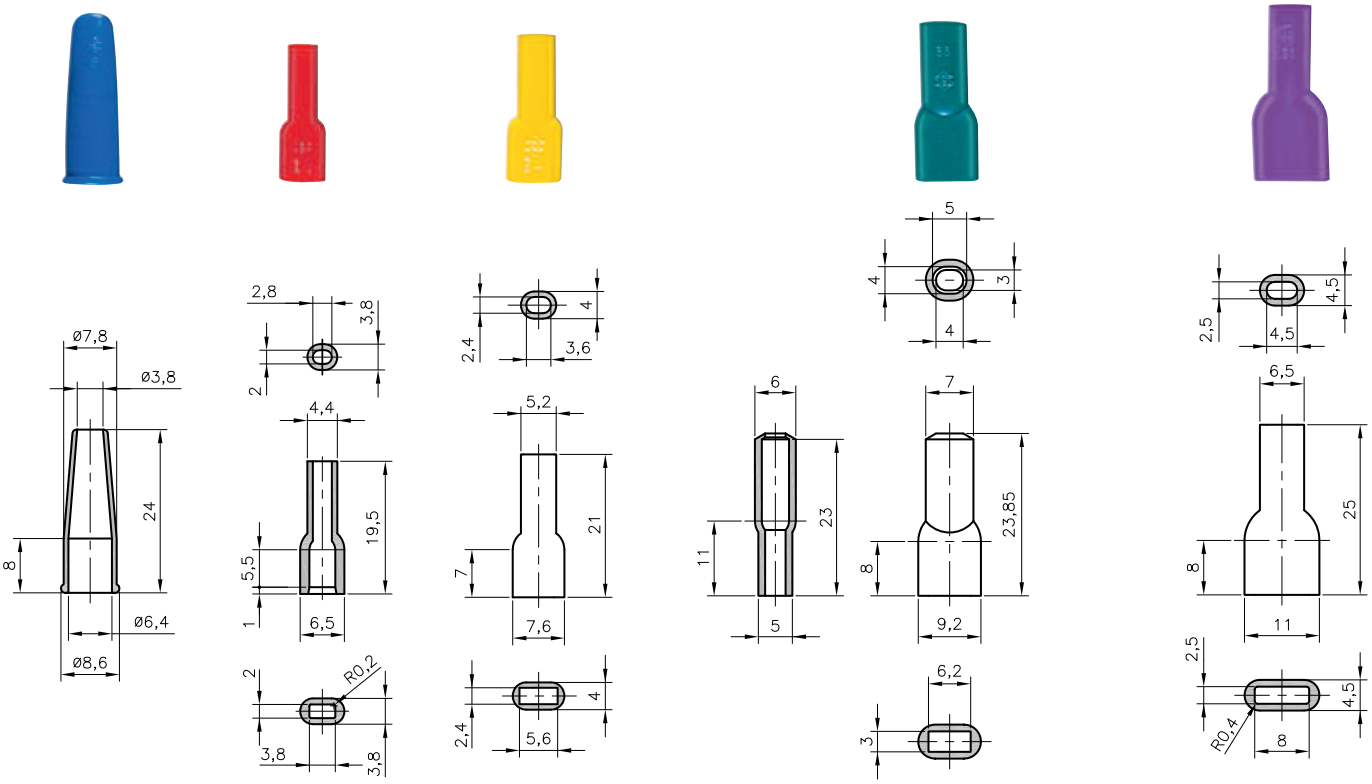

B
0105 0004 xxx

B-3
0105 0007 xxx

B-4
0105 0022 xxx

B-5
0105 0003 xxx

B-6
0105 0001 xxx

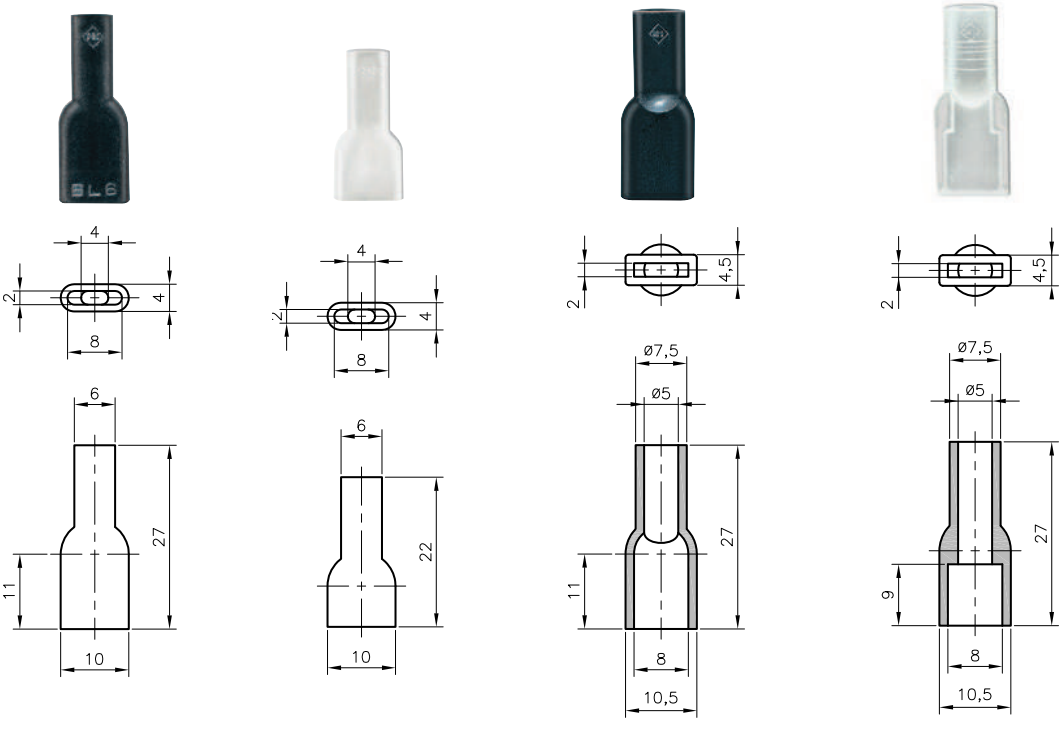

BL-6
0105 0010 xxx

BK-6
0105 0011 xxx

BM-6
0105 0012 xxx

BN-6
0105 0014 xxx

PLIO® standard terminal boots
for courant use



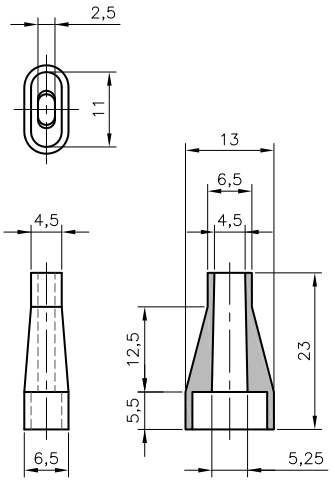

BW-6
0105 0002 xxx



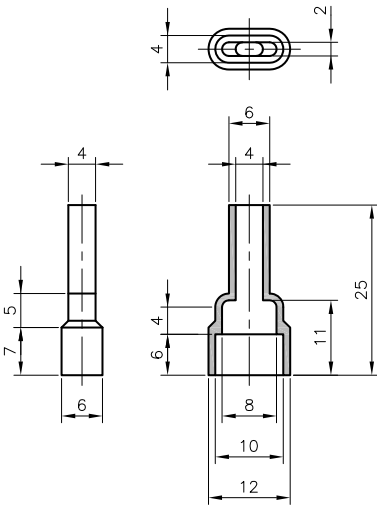

BF-6
0105 0023 xxx



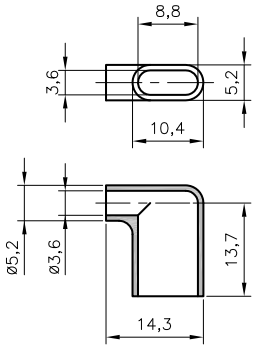

BE-6
0105 0005 xxx

PLIO® standard terminal boots
for special use

PLIO®

HF RoHS

PLIO®

Materials:	**PE**	**PA 6**	**PA 6.6**	**PP**
Colours:	natural	natural	natural	natural or black
Operating temperatures:	-50 to +55°C	-20 to +70°C	-40 to +110°C	-20 à +65°C
Ultimate elongation:	500%	>50%	300%	>150%
Dielectric strength:	-	60 kV/mm	26 kV/mm	50kV/mm
Flame resistance:	-	V2 UL94	V2 UL94	-



type	article number black 010	article number natural 018	for clips mm	cable Ø mm	length of the boot mm	pces
Terminale boots for straight female clips						
	PP	**PE**	**PA6**	**PA6.6**	**PP**	
BP-3	-	0105 0020 018	0105 0021 018	-	-	2,8	2,5	7,5	500
BP-6	-	0105 0008 018	0105 0009 018	-	-	6,3	-	9,5	500
Removable caps for female clips flags - assembly after crimping									
BXC-4	-	-	-	0105 0031 018	-	4,8	3,2	6,1	500
BX-6	0105 0018 010	0105 0017 018	-	0105 0016 018	-	6,3	3,2	11	500
BXC-6	0105 0026 010	0105 0024 018	-	0105 0025 018	0105 0026 018	6,3	3,2	8,5	500

B10/2



D6/3-02



PLIO® standard terminal boots
for special use



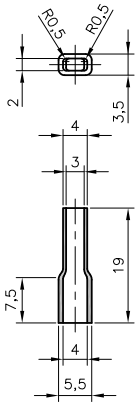

BP-3
0105 0020 018
0105 0021 018



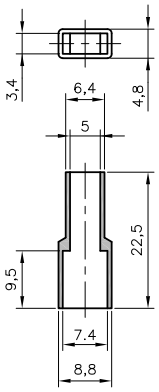

BP-6
0105 0008 018
0105 0009 018



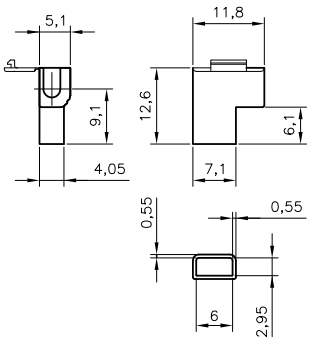

BXC-4
0105 0031 018



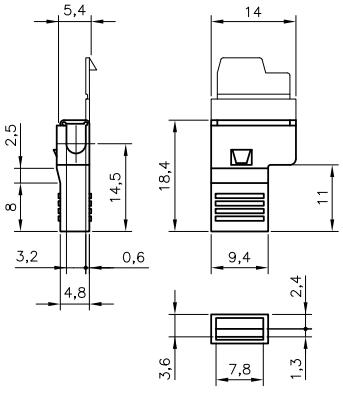

BX-6
0105 0016 018
0105 0017 018
0105 0018 010



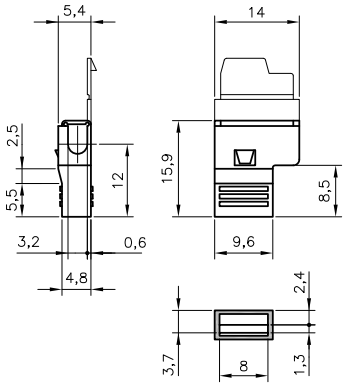

BXC-6
0105 0024 018
0105 0025 018
0105 0026 xxx

PLIO® standard terminal boots BA
for application after crimping

PLIO®

HF RoHS

PLIO® BA

Material: PP
Operating temperatures: -25 to +90°C (+120°C short time)
Ultimate elongation: 30%
Dielectric strength: >20 kV/mm

Application: our PLIO® BA boots can be applied over precrimped terminals, therefore they can be used with confidence on automatic application machines.



Standard colours:

001	002	003	004	005	006	007	010	013	015	017
white	blue	green	yellow	orange	brown	red	black	grey	pink	lila

Example for order:

code group				detail article				code colour		
0	6	5	1	0	0	0	1	x	x	x

type	article number	for clips mm	cable Ø mm	
BA-6 PP	0651 0001 ***	6,3	3,2	500

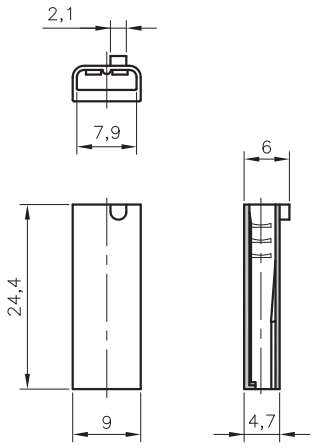

Standard colour:

018
natur

type	article number	for clips mm	cable Ø mm	
BA-6 PP nat.	0651 0002 018	6,3	3,2	500

Assembly instruction

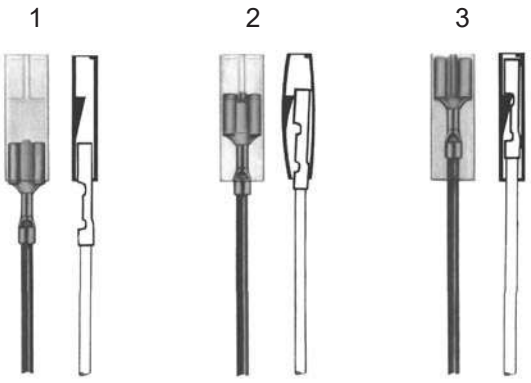

A23

Grommet strip and PLIO® tapes











PLIOBORD Grommet strip and PLIO tapes

PLIOBORD is recommended for cable protection and reinforcement against mechanical strain. Grommet strip obviates the use of moulded grommets or special parts.

Self-weld tape SI-303 in silicone elastomer can be used for difficult insulations within a wide temperature range. Its trapezoidal shape enables insulation of regular thickness that starts to vulcanize at room temperature creating a homogeneous, welded and durable sleeving.

PLIOFINE A 720 is an ultra-thin tape that shrinks when heated in the same way as our heat shrinkable sleeves in polyolefin and is self welding.

page	type	material	temperatures	colours	specifications	halogen free	
PLIOBORD grommet strip							
A23/1-01	PLIOBORD DX	PE	-50 to + 85°C	natural	crenellated plain	yes	
		PE non flammable	-50 to +75°C	white		no	
	PLIOBORD AS 1,5	PE	-50 to + 85°C	natural		yes	
A23/1-02	PLIOBORD outside	flexible PVC	-20 to +90°C	black	plain	no	
Self-welding tapes							
A23/2-01	SI-303	silicone	-70 to +250°C	black red	self-welding		
	A-720	cross-linked polyolefin	-55 to +105°C	black	self-welding heat shrinkable		

PLIOBORD grommet strip

PLIOBORD inside

Materials:	PE	PE AF
Colours:	natural	white
Operating temperatures:	-50 to +85°C	-50 to +75°C
Tensile strenght at break:	>12 MPa	>10 MPa
Ultimate elongation:	>550 %	>600 %
Dielectric strenght:	60 kV/mm	60 kV/mm
Chemical resistance:	very good	very good
Flame resistance:	none	V2 UL94

Application: protection of cables and conduits from sharp edges in sheet metal work or in panels. Has the advantage of being adaptable to sheet thicknesses from 1 to 4 mm.



PE		HF	PE AF			dimensions (mm)				
type		article number	type		article number	A	B	C	D	m
Profile P plain										
DX 1	**P**	0826 0021 018	**DX 1**	**PAF**	0826 0031 001	1	2	3	3,2	35
DX 1,2	**P**	0826 0051 018	-		-	1,2	3,2	3,5	4,5	30
DX 1,5	**P**	0826 0022 018	**DX 1,5**	**PAF**	0826 0032 001	1,5	2	3,5	3,2	30
DX 2	**P**	0826 0023 018	**DX 2**	**PAF**	0826 0033 001	2	3	4,3	4,3	25
DX 3	**P**	0826 0024 018	**DX 3**	**PAF**	0826 0034 001	3	3	5,3	4,3	20
DX 4	**P**	0826 0025 018	**DX 4**	**PAF**	0826 0035 001	4	3,5	6,9	5,3	15
Profile C crenellated										
DX 1	**C**	0826 0001 018	**DX 1**	**CAF**	0826 0011 001	1	2	3	3,2	35
DX 1,5	**C**	0826 0002 018	**DX 1,5**	**CAF**	0826 0012 001	1,5	2	3,5	3,2	30
DX 2	**C**	0826 0003 018	**DX 2**	**CAF**	0826 0013 001	2	3	4,3	4,3	25
DX 3	**C**	0826 0004 018	**DX 3**	**CAF**	0826 0014 001	3	3	5,3	4,3	20
DX 4	**C**	0826 0005 018	**DX 4**	**CAF**	0826 0015 001	4	3,5	6,9	5,3	15

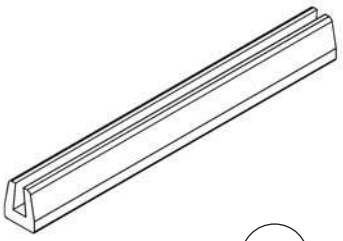

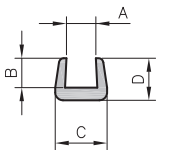

DX

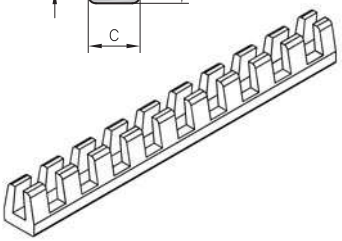

PE	HF	
type	article number	m
AS 1,5	0826 0041 018	30

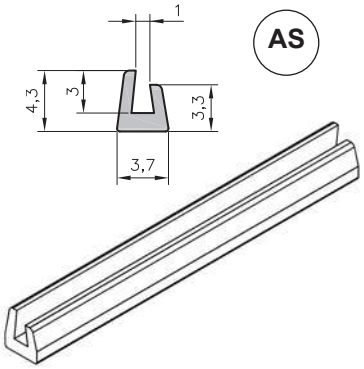

AS



PLIOBORD grommet strip

PLIOBORD outside

Material:	flexible PVC
Colour:	black
Operating temperatures:	-20 to +90°C
Hardness Shore A:	90 +/- 5
Tensile strenght at break:	20 MPa
Ultimate elongation:	300 %
Dielectric strenght:	20 kV/mm
Flame resistance:	V2 UL94

Application: used for the protection of outside sides until 1,2 mm thickness.



EX

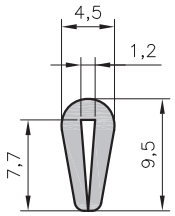

type	article number	
EX 1,2	0826 0060 010	25

Self-welding tapes

SI-303
A-720

HF RoHS

SI-303

Material: SI
Colours: black - red
Operating temperatures: -70 to +250°C
Ultimate elongation: >400 %
Dielectric strength: 16 kV/mm
Volume resistivity: 10^{15} Ω.cm

Specification:
After rolling up on the object, the ribbon is welded onto itself by vulcanization and creates a compact and homogeneous insulation.



Example for order:

Colours: 007 010

code group			detail article				code colour		
0	2	0	4	0	0	7	3	x	x	x

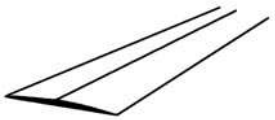

type	article number	width mm	thickness mm	m
SI-303 - 2510	0204 0073 ***	25	1	10



The use is simple. The rolling up of the layers must be done by overlapping the preceding one of half. The triangular shape of the ribbon makes it possible to obtain a regular thickness thus.

Important! SI-303 is available in small quantities. It must be stored in a fresh place. Ribbon SI-303 is welded onto itself at ambient temperature. It is possible to accelerate the process by means of a gas-fired warm air heater, at a temperature of +150 with 200°C during 5 to 10 minutes.

A-720

Material: cross-linked polyolefin
Colour: black
Operating temperatures: -55 to +105°C
Shrink temperature: >130°C
Dielectric strength: 30 kV/mm

Specification:
Heat-shrinkable tape forming on the object which it covers a continuous wall, insulating and tight.



type	article number	width mm	thickness mm	m
A-720	0646 0001 010	20	0,07	50

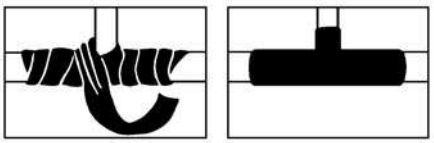

B

Wire identification













B1 - Code marker cards

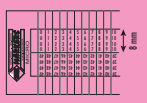

B1/1
*SES® code marker cards **E8***

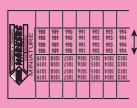

B1/2
*SES® code marker cards **E14***

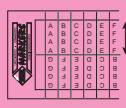

B1/3
*SES® code marker cards **E19***



B1/9
SES® code marker books



B1/9
SES® code marker sheets, LASER printable



B1/10
Protective film for SES® code markers

B2 - Code marker label cards

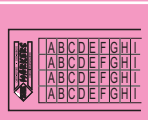

B2/1
*S 9 code marker cards with **SPOT-IT** labels*

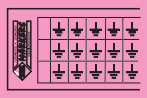

B2/2
*S 13 code marker cards with **SPOT-IT** labels*

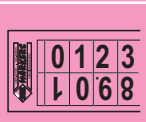

B2/3
*S 19 code marker cards with **SPOT-IT** labels*

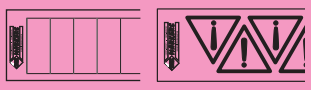

B2/7
*Special code marker cards with **SPOT-IT** labels*

B3 - Code marker cards for fluid pipes

B4 - Code marker strips



B3/1
*SES® code marker cards for fluid pipes on **aircrafts***

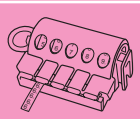

B4/1
***SES-MARKERS** cassettes*

B5 - PLIOGRAPH marker system



B5/1
***PLIOGRAPH**Plus*

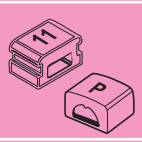

B5/2
***PLIOGRAPH**Plus wire markers*

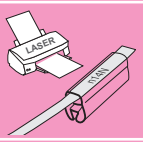

B5/2
***LMB** labels for carriers.
LASER printable*

B6 - Rubber wire markers



B6/1
***HELAVIA-TWIN + LASER-ONE** markers in pre-cut strings*



B6/2
***HELAVIA-RELIEF** raised surface wire markers*



B6/3
***SILAVIA-TWIN + LASER-ONE** markers in pre-cut strings*

B7 - Plastic PLIO® wire markers

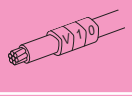

B7/1
***PLIO-V-MARKERS** in pre-cut form*



B7/2
PLIO-M-MARKERS



B7/3
Carrier marker system

B8 - Identification systems

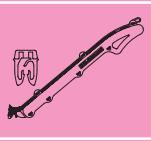

B8/1
***PLIOGRIP** identification system*

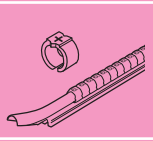

B8/2
***PLIO SNAP +®** markers*

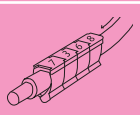

B8/3
***PLIO-CLIP** markers*

B9 - Markers



B9/1
***HELAVIA LASER** and **HELAVIA-TWIN** markers*



B9/2
***SILAVIA LASER** and **SILAVIA-TWIN** silicone markers*



B9/3
***PLIO® PVC**-based markers*

B10 - Various markers special print



B10/1
*Rigid insulating and identification markers **ER & EC***

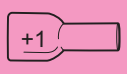

B10/2
Printed boots for standard crimp terminals

B11 - Printed carriers with indelible marking



B11/1
*Printed carriers **PLIO® LASER** marking*



B11/2
***Laser engraved** or **embossed** INOX strips*



New

B11/3
LASER write-on plates

B12 - Label holders



B12/1
*Carriers, labels and marking labels,
LASER printed*



New

B12/1
*Label holder **PLIO CLICK** and LASER printable labels*



B12/4
***FB** strapping label holder for tubes and cables*

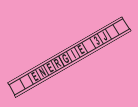

B12/9
PLIOMARK** labels **MAXI

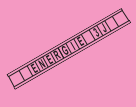

B12/10
PLIOMARK** abels in stainless steel **MINOX

B13 - Printing devices

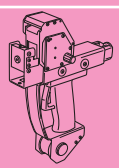

B13/1
*Mobil hot printing unit **SES-LOEPFE***

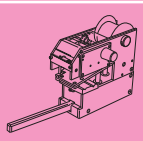

B13/2
*Bench printing units **SES-LOEPFE***



B13/5
***SES-PREMO** cold printing press*

GROUP B: Marking system

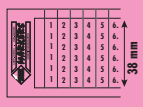

B1/4
*SES® code marker cards **E38***

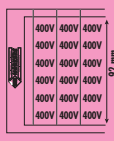

B1/5
*SES® code marker cards **E92***

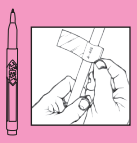

B1/7
*SES® code marker cards **EV, EV** permanent marker pen*

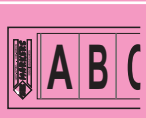

B2/4
*S 38 code marker cards with **SPOT-IT** labels*



B2/5
*S 58 code marker cards with **SPOT-IT** labels*



B2/6
*S 92 code marker cards with **SPOT-IT** labels*





B2/8
*SES® code marker strips with **MYLAR** labels*



B5/2
Label and profil for carriers PLIO-GRAPH[PLUS]

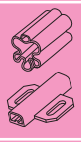

B5/3
***PLIOGRAPH[Plus]** carriers*



B5/4
Tools and accessories



B7/4
***PLIOTEX-V[Plus]** markers in pre-cut form*

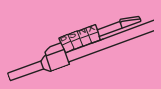

B7/5
***PLIOFAST** marker system*



B7/6
***OPTO-MARKERS TC** marker system*

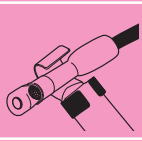

B9/4
***PLIOFINE** and **PLIO-R** heat shrinkable markers black special print*

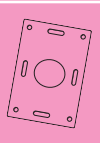

B12/5
***SES-QUICK** write-on plates*



B12/5
***QUICK-MARKERS** pens*

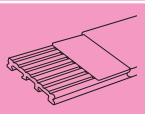

B12/6
***PLIO®** label holders*



B12/8
PLIOMARK** labels **MINI



B13/21
*Tube printer **PLIOSCRIB M-Std.III and M-1 Pro***

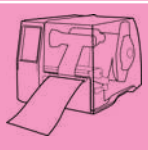

B13/22
*Printer **PLIOMARK-PRINT EOS5***

Featured marking

SES-STERLING, manufacturer and specialist for cable identification.

From letterpress printing to laser printing, via thermal transfer, inkjet printing and hot-printing, SES-STERLING specializes in marking on different types of products, for personal identification of your installation.



















Featured marking

Examples of identified products



Printed carriers



SES-QUICK cable ties



Sleeves



Heat shrinkable sleeving



Code marker cards



INOX carriers

Please contact our technical services.

B1

Code marker cards











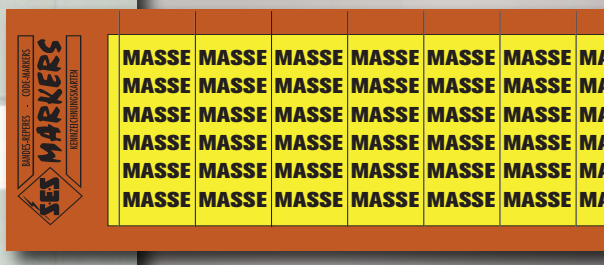

The standard quality of the TEV material used in SES code marker strips results from several years of research in collaboration with domestic and foreign users. It consists of cotton protected by a special transparent film yielding excellent properties with regard to ageing, marking and legibility. Quality is permanently controlled and adapted to latest technical requirements.

The printed reference marks are protected by a varnish which gives them a good friction resistance, with various dust or deposits, like with certain chemical substances. Special cards EV are provided with a self-protection thanks to the covering of their impression by the transparent part of the ribbon.

With more than 5000 types of standard reference marks, SES-MARKERS® cards allow a location before or after wiring or connection.

Ideal for work of maintenance and the repair of electric wiring. SES-MARKERS® code markers are a European product manufactured by SES-STERLING.

• Product information:

page	B1/1	B1/2	B1/3	B1/4	B1/5		B1/7
type	**E8**	**E14**	**E19**	**E38**	**E92**		**EV** unprinted
standard colour of the strip	white	white yellow colours	white yellow colours	white yellow colours	white yellow colours		white
length of the strip (mm)*	8 12	14	19	38	92		75 112,5 225
width of the strip (mm)*	3	4,5 - 6 7,5	6 - 7 9 - 11	6 - 7 - 9 11 - 14 16 - 18	12 - 14 - 20		25 - 37,5
for cable (mm)	Ø < 2,5	Ø < 4	Ø < 6	Ø < 12	Ø < 28		Ø 16 - 28 - 64*

* according to the model.

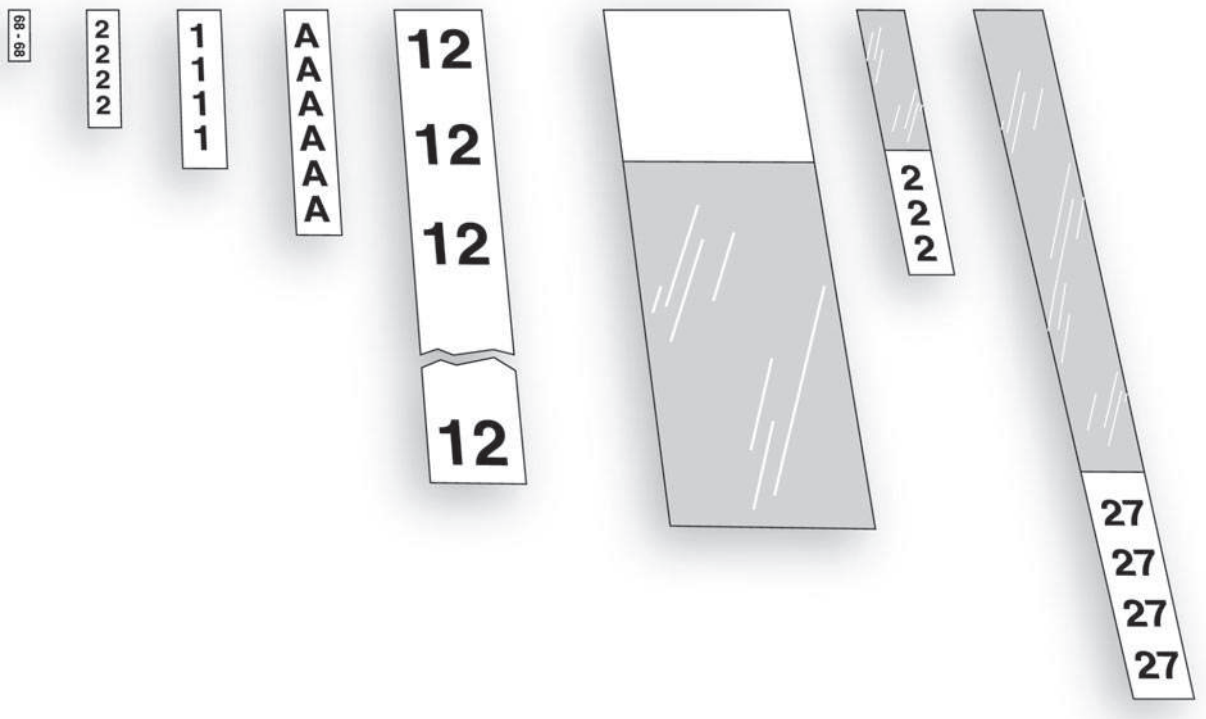

Code marker cards

page	B1/9						B1/10
type	book **SM**	book **SMR**	book **TAB**	sheets **SES-EV**	sheets **SES-EV laser**	marking sleeves **M-MARKERS**	Varnish
colour of the strip	white	white	white	white	white - yellow	white	-
length of the strip (mm)*	38	32,5	75 - 150 - 230	38 - 75 150 - 230	35,5 - 142	length: 30 mm sections: 1,5 to 16 mm²	
width of the strip (mm)*	5	5 - 7,5 - 10,5	25	23 - 25 46 - 50	25 - 50		
for cable (mm)	Ø < 12	Ø < 9,5	Ø 8 to 63	Ø 3 to 63	Ø 7 to 36	Ø 2,8 to 7,9	

* according to model.

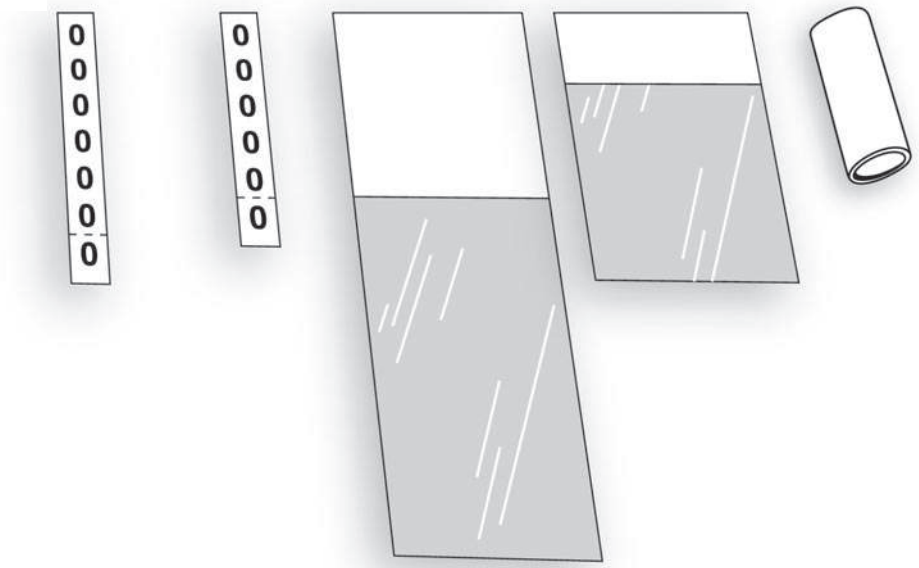

• Specification of the code marker cards:

Each strip is provided with a break-off tab that prevents touching the adhesive with consequent loss of adhesion.

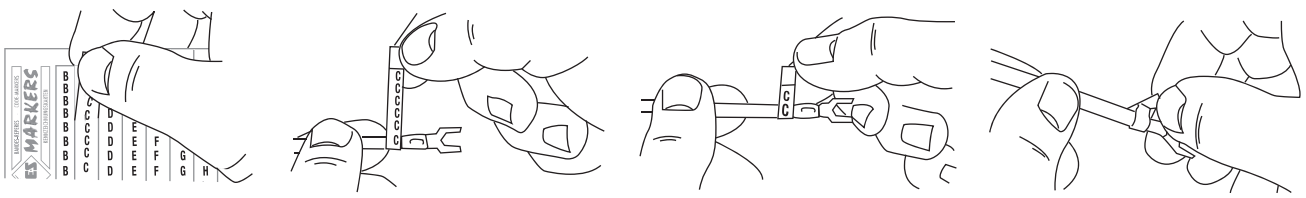

Code marker cards SES-MARKERS®
E 8 printed

SES-MARKERS®
Quality TEV

RoHS

E 8

Material:	TEV vinyle covered cotton
Operating temperatures:	-30 to +105°C (class A) -40 to +150°C (short term)
Temperatures of application:	+10 to +40°C
Adhesive:	special thermal setting adhesive
Adherence on steel:	2,5 N/cm
Tensile strength at break:	80 N/cm
Dimension of the card:	255 x 30 or 40 mm
Print height:	1,6 mm
Strip number:	150 to 156 strips
Strip width:	3 mm
Strip length:	8 and 12 mm (for wires up to Ø 2,5 mm)
Strip thickness:	0,30 mm
Standard colour:	white
Packaging:	10 cards same legend (for smaller quantities an extra charge will be applied).

Ø < 2,5 mm

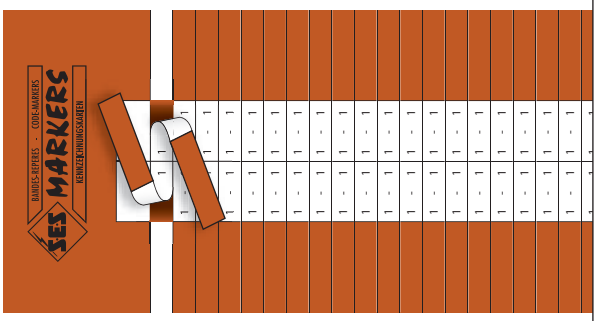

• Product information

Figures and letters repeated	Figures and letters in series
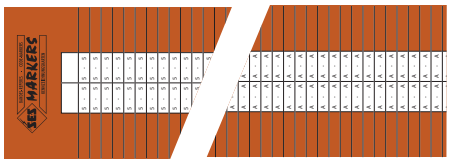	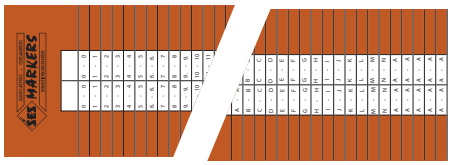

Code marker cards SES-MARKERS®
E 8 printed

SES-MARKERS®
Quality TEV

RoHS

Article number

code group	detail article	code colour	code legend
0301	0010	001	xxxx

Example for order:
E8 white strip - legend M

0301	0010	001	M

Ø < 2,5 mm

legend	code legend	number strips /card
0	0	150
1	1	150
2	2	150
3	3	150
4	4	150
5	5	150
6.	6	150
7	7	150
8	8	150
9.	9	150
10	10	150
11	11	150
12	12	150
13	13	150
14	14	150
15	15	150
16	16	150
17	17	150
18	18	150
19	19	150
20	20	150

legend	code legend	number strips /card
A	A	150
B	B	150
C	C	150
D	D	150
E	E	150
F	F	150
G	G	150
H	H	150
I	I	150
J	J	150
K	K	150
L	L	150
M	M	150
N	N	150
O	O	150
P	P	150
Q	Q	150
R	R	150
S	S	150
T	T	150
U	U	150
V	V	150
W	W	150
X	X	150
Y	Y	150
Z	Z	150

legend	code legend	number strips /card
0 → 74	S74	150
75 → 149	S149	150
A → Z	A-Z	156

Other legends upon request with a minimum of order of 10 cards.

E 14

Material:	TEV vinyle covered cotton
Operating temperatures:	-30 to +105°C (class A) -40 to +150°C (short term)
Temperature of application:	+10 to +40°C
Adhesive:	special thermosetting adhesive
Adherence on steel:	2,5 N/cm
Tensile strength:	80 N/cm
Dimension of the card:	255 x 48 mm
Print heigth:	1,8 mm
Strip number:	60 to 104 strips
Strip width:	4,5 to 7,5 mm
Strip length:	14 mm (for wires up to Ø 4 mm)
Strip thickness:	0,30 mm
Standard colours:	white - yellow
Packaging:	10 cards same legend (for smaller quantities an extra charge will be applied).

Ø < 4 mm

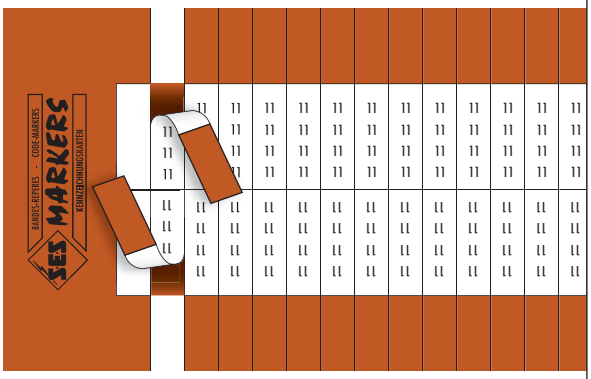

• Product information

Figures and letters repeated	Figures and letters in series
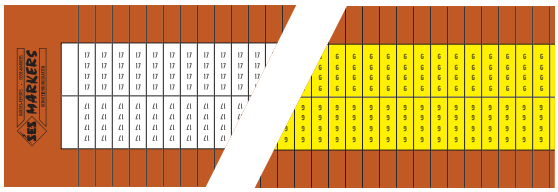	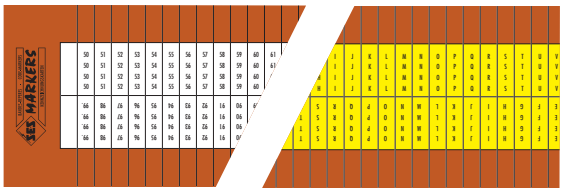

Symbols repeated	Voltage repeated	Coloured cards
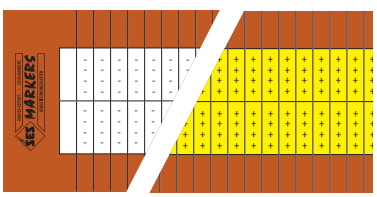	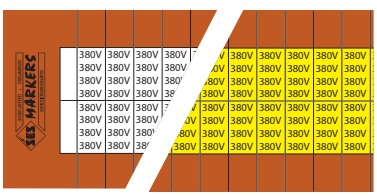	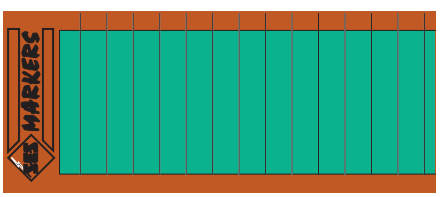

Code marker cards SES-MARKERS®
E 14 printed

SES-MARKERS®
Quality TEV

RoHS

Article number white strip

code group	detail article	code colour	code legend
0301	0009	001	xxxx

Article number yellow strip

code group	detail article	code colour	code legend
0301	0009	004	xxxx

Example for order:

E14 white strip - legend 34

0301	0009	001	34

E14 yellow strip - legend 0 → 49

0301	0009	004	S49

Ø < 4 mm

legend	code legend	number strips /card
0	0	100
1	1	100
2	2	100
3	3	100
4	4	100
5	5	100
6.	6	100
7	7	100
8	8	100
9.	9	100
10	10	100
11	11	100
12	12	100
13	13	100
14	14	100
15	15	100
16	16	100
17	17	100
18	18	100
19	19	100
20	20	100
21	21	100
22	22	100
23	23	100
24	24	100
25	25	100
26	26	100
27	27	100
28	28	100
29	29	100
30	30	100
31	31	100
32	32	100
33	33	100
0 → 49	S49	100
50 → 99.	S99	100
100 → 136	S136	74
137 → 173	S173	74
174 → 210	S210	74

legend	code legend	number strips /card
34	34	100
35	35	100
36	36	100
37	37	100
38	38	100
39	39	100
40	40	100
41	41	100
42	42	100
43	43	100
44	44	100
45	45	100
46	46	100
47	47	100
48	48	100
49	49	100
50	50	100
51	51	100
52	52	100
53	53	100
54	54	100
55	55	100
56	56	100
57	57	100
58	58	100
59	59	100
60.	60	100
61	61	100
62	62	100
63	63	100
64	64	100
65	65	100
66.	66	100
67	67	100
A → Z	A-Z	104

legend	code legend	number strips /card
68	68	100
69	69	100
70	70	100
71	71	100
72	72	100
73	73	100
74	74	100
75	75	100
76	76	100
77	77	100
78	78	100
79	79	100
80	80	100
81	81	100
82	82	100
83	83	100
84	84	100
85	85	100
86	86	100
87	87	100
88	88	100
89	89	100
90.	90	100
91	91	100
92	92	100
93	93	100
94	94	100
95	95	100
96	96	100
97	97	100
98	98	100
99.	99	100
100	100	74
+	+	100
–	-	100
⏚	SYTE	100

legend	code legend	number strips /card
A	A	100
B	B	100
C	C	100
D	D	100
E	E	100
F	F	100
G	G	100
H	H	100
I	I	100
J	J	100
K	K	100
L	L	100
M	M	100
N	N	100
O	O	100
P	P	100
Q	Q	100
R	R	100
S	S	100
T	T	100
U	U	100
V	V	100
W	W	100
X	X	100
Y	Y	100
Z	Z	100
L1	L1	100
L2	L2	100
L3	L3	100
24V	24V	74
32V	32V	74
48V	48V	74
110V	110V	60
220V	220V	60
230V	230V	60
240V	240V	60
380V	380V	60

Other legends upon request with a minimum of order of 10 cards.

Code marker cards SES-MARKERS®
E 14 unprinted
Coloured strip

SES-MARKERS®
Quality TEV

RoHS

E 14 unprinted

Material:	TEV vinyle covered cotton
Operating temperatures:	-30 to +105°C (class A) -40 to +150°C (short term)
Temperature of application:	+10 to +40°C
Adhesive:	special thermosetting adhesive
Adherence on steel:	2,5 N/cm
Tensile strength:	80 N/cm
Dimension of the card:	255 x 48 mm
Strip number:	100 strips
Strip width:	4,5 mm
Strip length:	14 mm (for wires up to Ø 4 mm)
Strip thickness:	0,30 mm
Packaging:	10 cards



Article number

code group	detail article	code colour	code legend
0301	0009	xxx	xxxx

Example for order:
E14 violet unprinted

0	3	0	1	0	0	0	9	0	0	8	V	T							

code colour	001	002	003	004	005	006	007	008	010	013	015	020	021	022	088	060
code abbreviation	white WH	blue BU	green GN	yellow YE	orange OG	brown BN	red RD	violet VT	black BK	grey GY	pink PK	light blue LB	pebble gray LG	light green LN	maroon BX	yellow/green YEGN

These marker cards are available printed upon request.

B1/10-01



B1/7-01



B2/7-02



Code marker cards SES-MARKERS®
E 19 printed

SES-MARKERS®
Quality TEV

RoHS

E 19

Material:	TEV vinyle covered cotton
Operating temperatures:	-30 to +105°C (class A) -40 to +150°C (short term)
Temperatures of application:	+10 to +40°C
Adhesive:	special thermosetting adhesive
Adherence on steel:	2,5 N/cm
Tensile strength:	80 N/cm
Dimension of the card:	255 x 48 mm
Print heigth:	2,6 mm
Strip number:	40 to 74 strips
Strip width:	6 to 11 mm
Strip length:	19 mm (for wires up to Ø 6 mm)
Strip thickness:	0,30 mm
Standard colours:	white - yellow
Packaging:	10 cards same legend (for smaller quantities an extra charge will be applied).

Ø < 6 mm

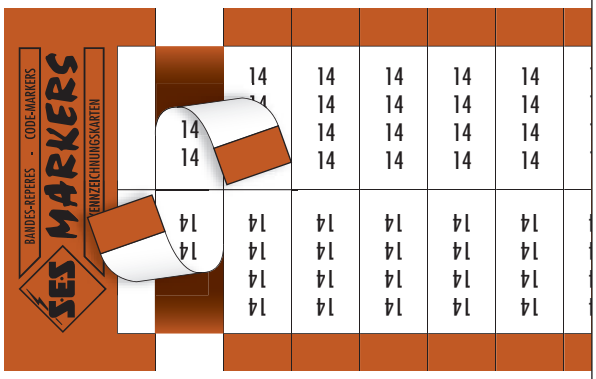

• Product information

Figures and letters repeated	Figures and letters in series
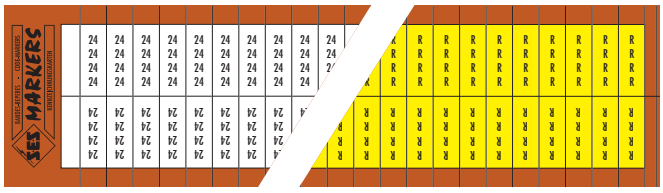	

Symbols repeated	Voltage repeated	Coloured cards
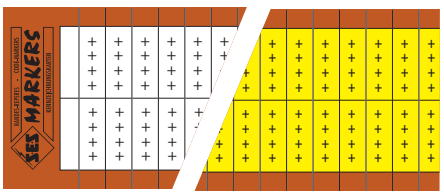	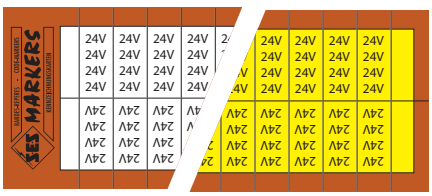	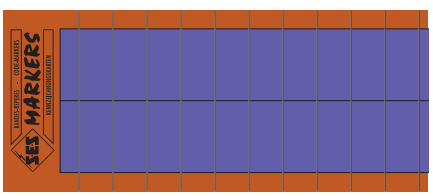

Code marker cards SES-MARKERS®
E 19 printed

SES-MARKERS®
Quality TEV

RoHS

Article number white strip

code group	detail article	code colour	code legend
0301	0008	001	xxxx

Article number yellow strip

code group	detail article	code colour	code legend
0301	0008	004	xxxx

Example for order:

E19 strip white - legend 21

0301	0008	001	21

E19 strip yellow - legend S

0301	0008	004	S

Ø < 6 mm

legend	code legend	number strips /card
0	0	66
1	1	66
2	2	66
3	3	66
4	4	66
5	5	66
6.	6	66
7	7	66
8	8	66
9.	9	66
10	10	66
11	11	66
12	12	66
13	13	66
14	14	66
15	15	66
16	16	66
17	17	66
18	18	66
19	19	66
20	20	66
21	21	66
22	22	66
23	23	66
24	24	66
25	25	66
26	26	66
27	27	66
28	28	66
29	29	66
30	30	66
31	31	66
32	32	66
33	33	66
34	34	66
35	35	66
36	36	66
37	37	66
38	38	66
39	39	66

legend	code legend	number strips /card
40	40	66
41	41	66
42	42	66
43	43	66
44	44	66
45	45	66
46	46	66
47	47	66
48	48	66
49	49	66
50	50	66
51	51	66
52	52	66
53	53	66
54	54	66
55	55	66
56	56	66
57	57	66
58	58	66
59	59	66
60.	60	66
61	61	66
62	62	66
63	63	66
64	64	66
65	65	66
66.	66	66
67	67	66
68	68	66
69	69	66
70	70	66
71	71	66
72	72	66
73	73	66
74	74	66
75	75	66
76	76	66
77	77	66
78	78	66
79	79	66

legend	code legend	number strips /card
80	80	66
81	81	66
82	82	66
83	83	66
84	84	66
85	85	66
86	86	66
87	87	66
88	88	66
89	89	66
90.	90	66
91	91	66
92	92	66
93	93	66
94	94	66
95	95	66
96	96	66
97	97	66
98	98	66
99.	99	66
100	100	50
0 → 9.	S9	66
1 → 33	S33	66
34 → 66.	S66	66
67 → 99.	S99	66
100 → 124	S124	50
125 → 149	S149	50
150 → 174	S174	50
175 → 199	S199	50
24V	24V	50
32V	32V	50
48V	48V	50
110V	110V	40
220V	220V	40
230V	230V	40
240V	240V	40
380V	380V	40

legend	code legend	number strips /card
A	A	66
B	B	66
C	C	66
D	D	66
E	E	66
F	F	66
G	G	66
H	H	66
I	I	66
J	J	66
K	K	66
L	L	66
M	M	66
N	N	66
O	O	66
P	P	66
Q	Q	66
R	R	66
S	S	66
T	T	66
U	U	66
V	V	66
W	W	66
X	X	66
Y	Y	66
Z	Z	66
A → Z	A-Z	66
L1	L1	66
L2	L2	66
L3	L3	66
PE	PE	66
+	+	66
−	-	66
⏚	SYTE	66

Other legends upon request with a minimum of order of 10 cards.

Code marker cards SES-MARKERS®
E 19 unprinted
Coloured strip

SES-MARKERS®
Quality TEV

RoHS

E 19 unprinted

Material:	TEV vinyle covered cotton
Operating temperatures:	-30 to +105°C (class A) -40 to +150°C (short term)
Temperatures of application:	+10 to +40°C
Adhesive:	special thermosetting adhesive
Adherence on steel:	2,5 N/cm
Tensile strength:	80 N/cm
Dimension of the card:	255 x 48 mm
Strip number:	66 strips
Strip width:	7 mm
Strip length:	19 mm (for wires up to Ø 6 mm)
Strip thickness:	0,30 mm
Packaging:	10 cards



Article number

code group	detail article	code colour	code legend
0301	0008	xxx	xxxx

Example for order:
E19 strip pink without print

0	3	0	1	0	0	0	8	0	1	5	P	K				

code colour	001	002	003	004	005	006	007	008	010	013	015	020	021	022	088	060
code abbreviation	white WH	blue BU	green GN	yellow YE	orange OG	brown BN	red RD	violet VT	black BK	grey GY	pink PK	light blue LB	light grey LG	light green LN	maroon BX	yellow/green YEGN

These marker cards are available printed upon request.

B1/10-01



B1/7-01



B2/7-02



Code marker cards SES-MARKERS®
E 38 printed

SES-MARKERS®
Quality TEV

RoHS

E 38

Material:	TEV vinyle covered cotton
Operating temperatures:	-30 to +105°C (class A) -40 to +150°C (short term)
Temperatures of application:	+10 to +40°C
Adhesive:	special thermosetting adhesive
Adherence on steel:	2,5 N/cm
Tensile strength:	80 N/cm
Dimension of the card:	255 x 48 mm
Print heigth:	3,1 mm
Strip number:	12 to 37 strip
Strip width:	6 to 18 mm
Strip length:	38 mm (for wires up to Ø 12 mm)
Strip thickness:	0,30 mm
Standard colours:	white - yellow
Packaging:	10 cards same legend (for smaller quantities an extra charge will be applied).

Ø < 12 mm

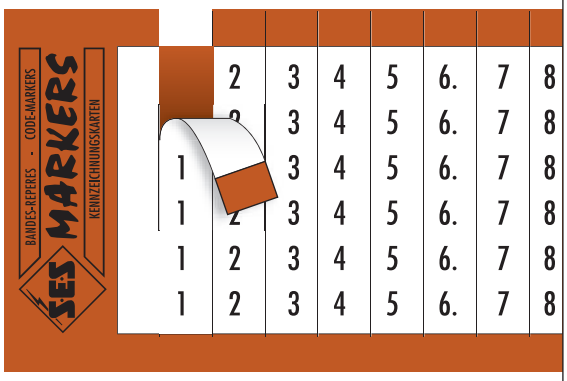

• Product information

Figures and letters repeated	Figures and letters in series	Figures in repetitive groups
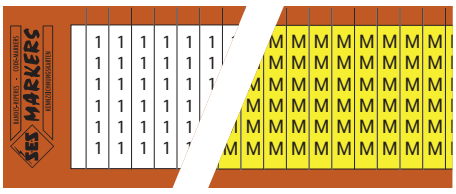	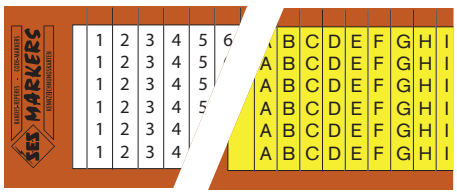	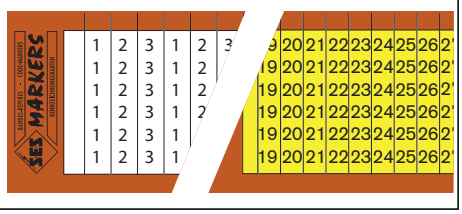

Figures and letters combined repeated	Phases repeated	Voltages repeated	Coloured cards
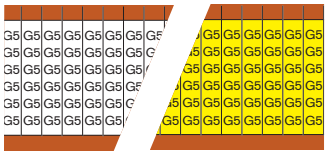	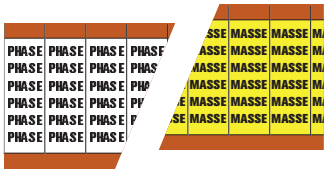	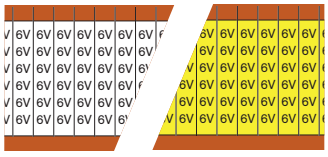	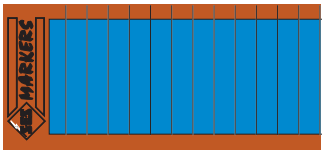

Code marker cards SES-MARKERS®
E 38 printed

SES-MARKERS®
Quality TEV

RoHS

Article number white strip

code group	detail article	code colour	code legend
0301	0001	001	xxxx

Article number yellow strip

code group	detail article	code colour	code legend
0301	0001	004	xxxx

Example for order:

E38 white strip - legend 09.

0301	0001	001	09

E38 yellow strip - legend 0 → 9.

0301	0001	004	0 - 9

Ø < 12 mm

legend	code legend	number strips /card
0	0	37
1	1	37
2	2	37
3	3	37
4	4	37
5	5	37
6.	6	37
7	7	37
8	8	37
9.	9	37
10	10	37
11	11	37
12	12	37
13	13	37
14	14	37
15	15	37
16	16	37
17	17	37
18	18	37
19	19	37
20	20	37
21	21	37
22	22	37
23	23	37
24	24	37
25	25	37
26	26	37
27	27	37
28	28	37
29	29	37
30	30	37
31	31	37
32	32	37
33	33	37
34	34	37
35	35	37
36	36	37
37	37	37
38	38	37
39	39	37

legend	code legend	number strips /card
40	40	37
41	41	37
42	42	37
43	43	37
44	44	37
45	45	37
46	46	37
47	47	37
48	48	37
49	49	37
50	50	37
51	51	37
52	52	37
53	53	37
54	54	37
55	55	37
56	56	37
57	57	37
58	58	37
59	59	37
60.	60	33
61	61	37
62	62	37
63	63	37
64	64	37
65	65	37
66.	66	33
67	67	37
68	68	37
69	69	37
70	70	37
71	71	37
72	72	37
73	73	37
74	74	37
75	75	37
76	76	37
77	77	37
78	78	37
79	79	37

legend	code legend	number strips /card
80	80	37
81	81	37
82	82	37
83	83	37
84	84	37
85	85	37
86	86	37
87	87	37
88	88	37
89	89	37
90.	90	33
91	91	37
92	92	37
93	93	37
94	94	37
95	95	37
96	96	37
97	97	37
98	98	37
99.	99	33
100	100	25
00	00	33
01	01	33
02	02	33
03	03	33
04	04	33
05	05	33
06.	06	33
07	07	33
08	08	33
09.	09	33
1 → 33	S33	33
34 → 66.	S66	33
67 → 99.	S99	33
100 → 124	S124	25
125 → 149	S149	25
150 → 174	S174	25
175 → 199	S199	25

legend	code legend	number strips /card
A	A	37
B	B	37
C	C	37
D	D	37
E	E	37
F	F	37
G	G	37
H	H	37
I	I	37
J	J	37
K	K	37
L	L	37
M	M	37
N	N	37
O	O	37
P	P	37
Q	Q	37
R	R	37
S	S	37
T	T	37
U	U	37
V	V	37
W	W	37
X	X	37
Y	Y	37
Z	Z	37
A → Z	A-Z	37
0 → 9.	0-9	37
0 → 10	0-10	33
1 → 3	1-3	36
1 → 4	1-4	36
1 → 5	1-5	35
1 → 6.	1-6	36
1 → 8	1-8	32
1 → 9.	1-9	36
1 → 12	1-12	36
1 → 16	1-16	32
1 → 18	1-18	36
19 → 36	1936	36

Other legends upon request with a minimum of order of 10 cards.

Code marker cards SES-MARKERS®
E 38 printed

SES-MARKERS®
Quality TEV

RoHS

Article number white strip

code group	detail article	code colour	code legend
0301	0001	001	xxxx

Article number yellow strip

code group	detail article	code colour	code legend
0301	0001	004	xxxx

Example for order:

E38 white strip - legend L1

0301	0001	001	L1

E38 yellow strip - legend 1U1

0301	0001	004	1U1

Ø < 12 mm

legend	code legend	number strips /card	legend	code legend	number strips /card	legend	code legend	number strips /card	legend	code legend	number strips /card
A1	A1	33	H4	H4	33	R3	R3	33	W5	W5	33
A2	A2	33	H5	H5	33	R4	R4	33	W6	W6	33
A3	A3	33	J1	J1	33	R5	R5	33	X1	X1	33
A4	A4	33	J2	J2	33	R6	R6	33	X2	X2	33
A5	A5	33	J3	J3	33	R7	R7	33	X3	X3	33
A6	A6	33	J4	J4	33	R8	R8	33	X4	X4	33
B1	B1	33	K1	K1	33	R9	R9	33	Y1	Y1	33
B2	B2	33	K2	K2	33	R10	R10	25	Y2	Y2	33
B3	B3	33	K3	K3	33	S1	S1	33	Y3	Y3	33
B4	B4	33	K4	K4	33	S2	S2	33	Y4	Y4	33
B5	B5	33	L1	L1	33	S3	S3	33	Z1	Z1	33
C1	C1	33	L2	L2	33	S4	S4	33	Z2	Z2	33
C2	C2	33	L3	L3	33	S5	S5	33	Z3	Z3	33
C3	C3	33	L4	L4	33	S6	S6	33	Z4	Z4	33
C4	C4	33	L5	L5	33	T1	T1	33	1U	1U	33
C5	C5	33	L6	L6	33	T2	T2	33	2U	2U	33
C6	C6	33	L7	L7	33	T3	T3	33	1V	1V	33
D1	D1	33	L8	L8	33	T4	T4	33	2V	2V	33
D2	D2	33	L9	L9	33	T5	T5	33	1W	1W	33
D3	D3	33	M1	M1	33	T6	T6	33	2W	2W	33
D4	D4	33	M2	M2	33	T7	T7	33	1U1	1U1	25
D5	D5	33	M3	M3	33	T8	T8	33	1U2	1U2	25
E1	E1	33	M4	M4	33	T9	T9	33	2U1	2U1	25
E2	E2	33	M5	M5	33	T10	T10	25	2U2	2U2	25
E3	E3	33	M6	M6	33	U1	U1	33	1V1	1V1	25
E4	E4	33	O1	O1	33	U2	U2	33	1V2	1V2	25
E5	E5	33	O2	O2	33	U3	U3	33	2V1	2V1	25
F1	F1	33	O3	O3	33	U4	U4	33	2V2	2V2	25
F2	F2	33	O4	O4	33	U5	U5	33	1W1	1W1	25
F3	F3	33	O5	O5	33	U6	U6	33	1W2	1W2	25
F4	F4	33	O6	O6	33	V1	V1	33	2W1	2W1	25
F5	F5	33	O7	O7	33	V2	V2	33	2W2	2W2	25
G1	G1	33	O8	O8	33	V3	V3	33			
G2	G2	33	O9	O9	33	V4	V4	33			
G3	G3	33	P1	P1	33	V5	V5	33			
G4	G4	33	P2	P2	33	V6	V6	33			
G5	G5	33	P3	P3	33	W1	W1	33			
H1	H1	33	P4	P4	33	W2	W2	33			
H2	H2	33	R1	R1	33	W3	W3	33			
H3	H3	33	R2	R2	33	W4	W4	33			

Other legends upon request with a minimum of order of 10 cards.

Code marker cards SES-MARKERS®
E 38 printed

SES-MARKERS®
Quality TEV

RoHS

Article number white strip

code group	detail article	code colour	code legend
0301	0001	001	xxxx

Article number yellow strip

code group	detail article	code colour	code legend
0301	0001	004	xxxx

Example for order:

E38 strip white - legend PHASE

0301	0001	001	PHAS

E38 strip yellow - legend 230V

0301	0001	004	230V

Ø < 12 mm

legend	code legend	number strips /card
PHASE	PHAS	17
PHASE-1	PHA1	12
PHASE-2	PHA2	12
PHASE-3	PHA3	12
PH	PH	33
MASSE	MASS	17
PE	PE	33
NEUT	NEUT	20
OUT	OUT	25
NEUTRE	NEUE	14
TERRE	TERR	17

legend	code legend	number strips /card
+	+	33
−	-	33
⏚	SYTE	33

legend	code legend	number strips /card
3V	3V	33
5V	5V	33
6V	6V	33
12V	12V	25
24V	24V	25
32V	32V	25
48V	48V	25
110V	110V	20
220V	220V	20
230V	230V	20
240V	240V	20
380V	380V	20

Other legends upon request with a minimum of order of 10 cards.

Code marker cards SES-MARKERS®
E 38 unprinted
Coloured strip

SES-MARKERS®
Quality TEV

RoHS

E 38 unprinted

Material:	TEV vinyle covered cotton
Operating temperatures:	-30 to +105°C (class A) -40 to +150°C (short term)
Temperatures of application:	+10 to +40°C
Adhesive:	special thermosetting adhesive
Adherence on steel:	2,5 N/cm
Tensile strength:	80 N/cm
Dimension of the card:	255 x 48 mm
Strip number:	33 strips
Strip width:	7 mm
Strip length:	38 mm (for wires up to Ø 12 mm)
Strip thickness:	0,30 mm
Packaging:	10 cards



Article number

code group	detail article	code colour	code legend
0301	0001	xxx	xxxx

Example for order:
E38 strip blue unprinted

0301	0001	002	BU													

code colour	001	002	003	004	005	006	007	008	010	013	015	020	021	022	088	060
code abbreviation	white WH	blue BU	green GN	yellow YE	orange OG	brown BN	red RD	violet VT	black BK	grey GY	pink PK	light blue LB	pebble gray LG	light green LN	maroon BX	yellow/green YEGN

These marker cards are available printed upon request.

B1/10-01



B1/7-01



B2/7-02



Code marker cards SES-MARKERS®
E 92 printed

SES-MARKERS®
Quality TEV

RoHS

E 92

Material:	TEV vinyle covered cotton
Operating temperatures:	-30 to +105°C (class A) -40 to +150°C (short term)
Temperatures of application:	+10 to +40°C
Adhesive:	special thermosetting adhesive
Adherence on steel:	2,5 N/cm
Tensile strength:	80 N/cm
Dimension of the card:	255 x 105 mm
Print height:	6,1 mm
Strip number:	11 to 18 strips
Strip width:	12 to 20 mm
Strip length:	92 mm (for wires up to Ø 28 mm)
Strip thickness:	0,30 mm
Standard colours:	white - yellow
Packaging:	10 cards same legend (for smaller quantities an extra charge will be applied).

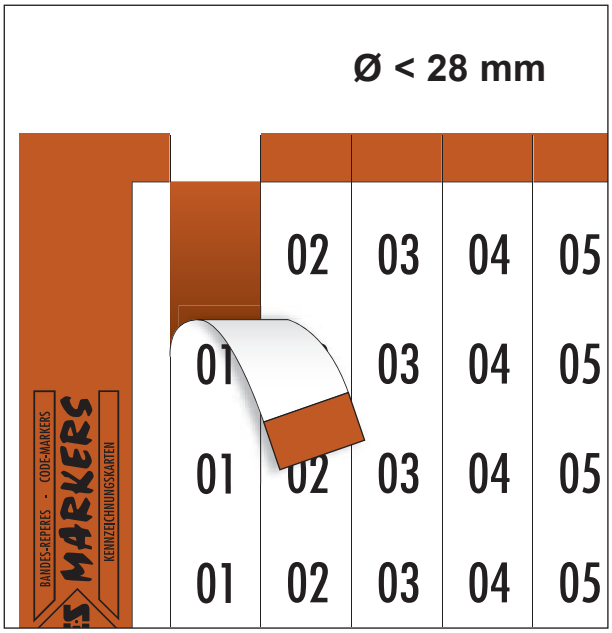

• Product information

Figures and letters repeated

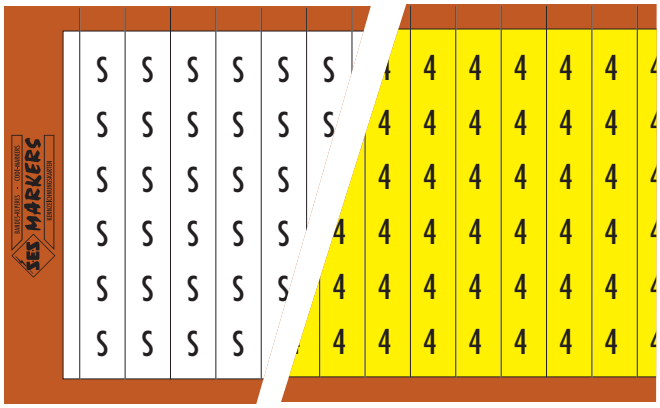

Figures repeated

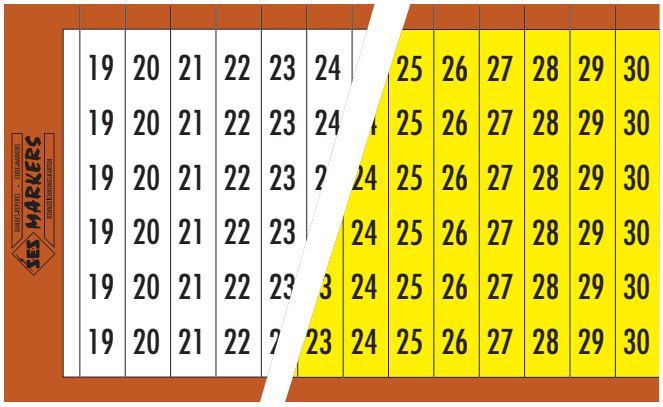

Voltages repeated

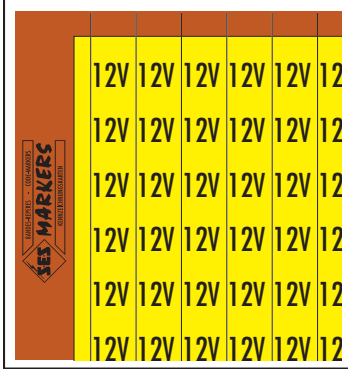

Symbols repeated



Figures and letters combined repeated



Coloured cards



Code marker cards SES-MARKERS®
E 92 printed

SES-MARKERS®
Quality TEV

RoHS

Article number white strip

code group	detail article	code colour	code legend
0301	0002	001	xxxx

Article number yellow strip

code group	detail article	code colour	code legend
0301	0002	004	xxxx

Example for order:

E92 strip white - legend 80

0301	0002	001	80

E92 strip yellow - legend S

0301	0002	004	S

Ø < 28 mm

legend	code legend	number strips /card
0	0	18
1	1	18
2	2	18
3	3	18
4	4	18
5	5	18
6.	6	18
7	7	18
8	8	18
9.	9	18
10	10	18
11	11	18
12	12	18
13	13	18
14	14	18
15	15	18
16	16	18
17	17	18
18	18	18
19	19	18
20	20	18
21	21	18
22	22	18
23	23	18
24	24	18
25	25	18
26	26	18
27	27	18
28	28	18
29	29	18
30	30	18
31	31	18
32	32	18
33	33	18
34	34	18
35	35	18
36	36	18
37	37	18
38	38	18
39	39	18

legend	code legend	number strips /card
40	40	18
41	41	18
42	42	18
43	43	18
44	44	18
45	45	18
46	46	18
47	47	18
48	48	18
49	49	18
50	50	18
51	51	18
52	52	18
53	53	18
54	54	18
55	55	18
56	56	18
57	57	18
58	58	18
59	59	18
60.	60	18
61	61	18
62	62	18
63	63	18
64	64	18
65	65	18
66.	66	18
67	67	18
68	68	18
69	69	18
70	70	18
71	71	18
72	72	18
73	73	18
74	74	18
75	75	18
76	76	18
77	77	18
78	78	18
79	79	18

legend	code legend	number strips /card
80	80	18
81	81	18
82	82	18
83	83	18
84	84	18
85	85	18
86	86	18
87	87	18
88	88	18
89	89	18
90.	90	18
91	91	18
92	92	18
93	93	18
94	94	18
95	95	18
96	96	18
97	97	18
98	98	18
99.	99	18
01 → 09.	S9	18
1 → 18	S18	18
19 → 36	S36	18
37 → 54	S54	18
55 → 72	S72	18
73 → 90.	S90	18
91 → 99.	S99	18

legend	code legend	number strips /card
A	A	18
B	B	18
C	C	18
D	D	18
E	E	18
F	F	18
G	G	18
H	H	18
I	I	18
J	J	18
K	K	18
L	L	18
M	M	18
N	N	18
O	O	18
P	P	18
Q	Q	18
R	R	18
S	S	18
T	T	18
U	U	18
V	V	18
W	W	18
X	X	18
Y	Y	18
Z	Z	18
12V	12V	16
24V	24V	16
48V	48V	16
110V	110V	11
220V	220V	11
230V	230V	11
380V	380V	11
+	+	18
–	-	18
⏚	SYMA	18
⏚	SYTE	18

Other legends upon request with a minimum of order of 10 cards.

Code marker cards SES-MARKERS®
E 92 printed

SES-MARKERS®
Quality TEV

RoHS

Article number white strip

code group	detail article	code colour	code legend
0301	0002	001	xxxx

Article number yellow strip

code group	detail article	code colour	code legend
0301	0002	004	xxxx

Example for order:

E92 strip white - legend F3

0301	0002	001	F3

E92 strip yellow - legend L2

0301	0002	004	L2

Ø < 28 mm

legend	code legend	number strips /card	legend	code legend	number strips /card	legend	code legend	number strips /card	legend	code legend	number strips /card
A1	A1	18	**F4**	F4	18	**M4**	M4	18	**U3**	U3	18
A2	A2	18	**F5**	F5	18	**M5**	M5	18	**U4**	U4	18
A3	A3	18	**G1**	G1	18	**P1**	P1	18	**U5**	U5	18
A4	A4	18	**G2**	G2	18	**P2**	P2	18	**V1**	V1	18
A5	A5	18	**G3**	G3	18	**P3**	P3	18	**V2**	V2	18
B1	B1	18	**G4**	G4	18	**P4**	P4	18	**V3**	V3	18
B2	B2	18	**G5**	G5	18	**R1**	R1	18	**V4**	V4	18
B3	B3	18	**H1**	H1	18	**R2**	R2	18	**V5**	V5	18
B4	B4	18	**H2**	H2	18	**R3**	R3	18	**V6**	V6	18
B5	B5	18	**H3**	H3	18	**R4**	R4	18	**W1**	W1	18
C1	C1	18	**H4**	H4	18	**R5**	R5	18	**W2**	W2	18
C2	C2	18	**H5**	H5	18	**S1**	S1	18	**W3**	W3	18
C3	C3	18	**J1**	J1	18	**S2**	S2	18	**W4**	W4	18
C4	C4	18	**J2**	J2	18	**S3**	S3	18	**W5**	W5	18
C5	C5	18	**J3**	J3	18	**S4**	S4	18	**W6**	W6	18
D1	D1	18	**J4**	J4	18	**S5**	S5	18	**X1**	X1	18
D2	D2	18	**K1**	K1	18	**T1**	T1	18	**X2**	X2	18
D3	D3	18	**K2**	K2	18	**T2**	T2	18	**X3**	X3	18
D4	D4	18	**K3**	K3	18	**T3**	T3	18	**X4**	X4	18
D5	D5	18	**K4**	K4	18	**T4**	T4	18	**Y1**	Y1	18
E1	E1	18	**L1**	L1	18	**T5**	T5	18	**Y2**	Y2	18
E2	E2	18	**L2**	L2	18	**T6**	T6	18	**Y3**	Y3	18
E3	E3	18	**L3**	L3	18	**T7**	T7	18	**Y4**	Y4	18
E4	E4	18	**L4**	L4	18	**T8**	T8	18	**Z1**	Z1	18
E5	E5	18	**L5**	L5	18	**T9**	T9	18	**Z2**	Z2	18
F1	F1	18	**M1**	M1	18	**T10**	T10	16	**Z3**	Z3	18
F2	F2	18	**M2**	M2	18	**U1**	U1	18	**Z4**	Z4	18
F3	F3	18	**M3**	M3	18	**U2**	U2	18			

Other legends upon request with a minimum of order of 10 cards.

Code marker cards SES-MARKERS®
E 92 unprinted
Coloured strip

SES-MARKERS®
Quality TEV

RoHS

E 92 unprinted

Material:	TEV vinyle covered cotton
Operating temperatures:	-30 to +105°C (class A) -40 to +150°C (short term)
Temperatures of application:	+10 to +40°C
Adhesive:	special thermosetting adhesive
Adherence on steel:	2,5 N/cm
Tensile strength:	80 N/cm
Dimension of the card:	255 x 105 mm
Strip number:	18 strips
Strip width:	12 mm
Strip length:	92 mm (for wires up to Ø 28 mm)
Strip thickness:	0,30 mm
Packaging:	10 cards



Article number

code group		detail article			code colour			code legend			
0	3	0	1	0	0	0	2	x	x	x	x	x	x	x	x

Example for order:
E92 strip green without print

0	3	0	1	0	0	0	2	0	0	3	G	N				

code colour	001	002	003	004	005	006	007	008	010	013	015	020	021	022	088	060
code abbreviation	white WH	blue BU	green GN	yellow YE	orange OG	brown BN	red RD	violet VT	black BK	grey GY	pink PK	light blue LB	pebble gray LG	light green LN	maroon BX	yellow/green YEGN

These marker cards are available printed upon request.

B1/10-01



B1/7-01



B2/7-02



SES-MARKERS® code marker cards
Self adhesive, self protected EV strips
white marking area

SES-MARKERS®
Quality EV

RoHS

EV

Material: PVC transparent
Operating temperatures: -20 to +70°C
Application temperatures:: +5 to +40°C
Adhesive: rubber
Adhesion to steel: > 3 N/cm
Tensile strength: 25 N/cm

Dimension of the card: 255 x 82 mm

Strip thickness: 0,15 mm
Standard colour: white

Packaging: 1 card

Specification:

- Marking by hand (with Nylon-point pen, biro or pencil).
- Self protection by foil strip.
- Resistant to oils and light solvents.
- Possibility of LASER marking for a readable and indelible marking (please contact us).



type	article number	dimensions of the strip A x C (mm)	for cable Ø (mm)	printing surface A x B (mm)	quatity of strips/card	
EV 75/9	0307 0001 001	25 x 75	8 - 16	25 x 22	9	1
EV 112/6	0307 0002 001	25 x 112,5	8 - 28	25 x 22	6	1
EV 112/4	0307 0003 001	37,5 x 112,5	8 - 28	37,5 x 22	4	1
EV 225/2	0307 0004 001	37,5 x 225	8 - 64	37,5 x 22	2	1

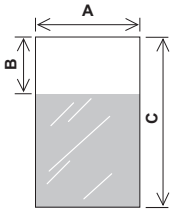



Other colours upon request.

Permanent marker pen QUICK-MARKERS

type	article number	colour	point	
EV-permanent	0307 0501 010	black	medium	1
PLIO-404 permanent	0307 0502 010	black	fine	1
PLIO-404 permanent	0307 0503 007	red	fine	1
PLIO-780 opaque	0307 0504 001	white	fine	1



SM - SMR

Material:	TEV vinyl-coated cloth
Operating temperatures:	-30 to +105°C (class A) -40 to +150°C (short term)
Application temperatures:	+10 to +40°C
Adhesive:	special rubber, thermosetting
Adhesion to steel:	2,5 N/cm
Tensile strength:	80 N/cm

Strip dimensions:
- **SM:** 38 x 5 mm (for cables Ø < 12 mm)
- **SMR:** 32,5 x 5 mm (for cables Ø < 9,5 mm)

Strip thickness:	300 µm
Pages per book:	10
Standard colour:	white
Packaging	1 book

Legend: 6 or 7 repeated legends are printed on each strip. The last one can be removed to mark the corresponding terminal.



• SM booklets

type	article number	legend	quantity of strips per legend
SM - 0-9	0305 0010 000	0 → 9, blank	40
SM - 0-43	0305 0011 000	0 → 43	10
SM - 44-87	0305 0012 000	44 → 87	10
SM - AZ	0305 0013 000	A → Z, +, -, 0 → 15	10
SM - 1-33	0305 0014 000	1 → 33, +, -, A, B, C, R, S, T, U, V, W	10
SM - 0	0305 0015 000	0	440
SM - 1	0305 0016 000	1	440
SM - 2	0305 0017 000	2	440
SM - 3	0305 0018 000	3	440
SM - 4	0305 0019 000	4	440
SM - 5	0305 0020 000	5	440
SM - 6	0305 0021 000	6.	440
SM - 7	0305 0022 000	7	440
SM - 8	0305 0023 000	8	440
SM - 9	0305 0024 000	9.	440

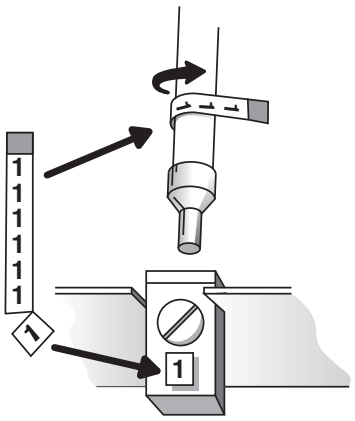

• SMR booklets

SMR - A-Z	0305 0050 000	0 → 9, A → Z, L1, L2 +, -, ~, L3	10 20
SMR - BK01	0305 0110 000	0 → 9	46
SMR - BK02	0305 0120 000	A → Z, 0 → 15, +, -, /	10
SMR - BK03	0305 0130 000	1 → 45	10
SMR - BK07	0305 0170 000	L1, L2, L3	150
SMR - BK08	0305 0180 000	1 → 15 16 → 90 A → Z, +, -, /, 0	6 4 2
SMR - BK11	0305 0210 000	1 → 30	15
SMR - BK12	0305 0220 000	A → Z +, -	15 9

SES-MARKERS® TAB code marker books

Self adhesive and self protected strips

with white marking area

SES-MARKERS®
Quality EV

RoHS

TAB

Material: PVC transparent

Operating temperatures: -30 to +80°C
Application temperatures: +5 to +40°C

Adhesive: acryl
Adhesion to steel: >4 N/cm

Ultimate elongation: 150 %

Strip thickness: 120 µm

Specification:
- Marking by hand
- Self protection by foil strip.
- Resistant to oils and light solvents.



type	article number	dimensions of the strip A x C (mm)	for cable Ø (mm)	printing surface A x B (mm)	quantity of strips/book	
TAB 75 EV 25-75	0307 0052 000	25 x 75	8 - 14	25 x 25	60	1
TAB 150 EV 25-150	0307 0051 000	25 x 150	8 - 38	25 x 25	30	1
TAB 230 EV 25-230	0307 0050 000	25 x 230	8 - 63	25 x 25	30	1

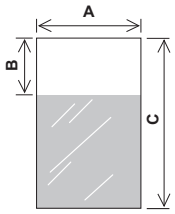



B1/7-01



SES-EV code marker sheet

Self adhesive, self protected EV strips unprinted

with white marking area

SES-EV
Quality EV

SES-EV

Material: PVC

Operating temperatures: -30 to +80°C
Application temperatures: +5 to +40°C

Adhesive: acryl
Adhesion to steel: >4 N/cm

Ultimate elongation: 150 %

Strip thickness: 110 µm

Specification:
- Marking by hand.
- Self protection by foil strip.
- Resistant to oils and light solvents.



type	article number	dimensions of the strip A x C (mm)	for cables of Ø (mm)	printing surface A x B (mm)	quantity of strips/sheet	dimension of the sheet (mm)	
EV 25-230-6	0307 0071 000	25 x 230	8 - 63	25 x 25	6	150 x 245	1
EV 50-230-3	0307 0072 000	50 x 230	8 - 63	50 x 25	3	150 x 245	1
EV 23-150-10	0307 0073 000	23 x 150	8 - 38	23 x 25	10	165 x 230	1
EV 46-150-5	0307 0074 000	46 x 150	8 - 38	46 x 25	5	165 x 230	1
EV 23-75-20	0307 0075 000	23 x 75	8 - 14	23 x 25	20	165 x 230	1
EV 46-75-10	0307 0076 000	46 x 75	8 - 14	46 x 25	10	165 x 230	1
EV 23-38-40	0307 0077 000	23 x 38	3 - 8	23 x 10	40	165 x 230	1

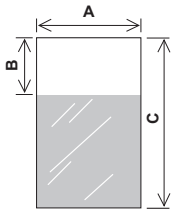

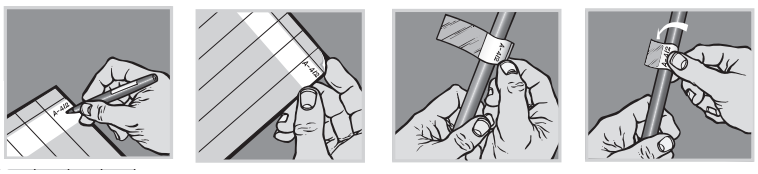

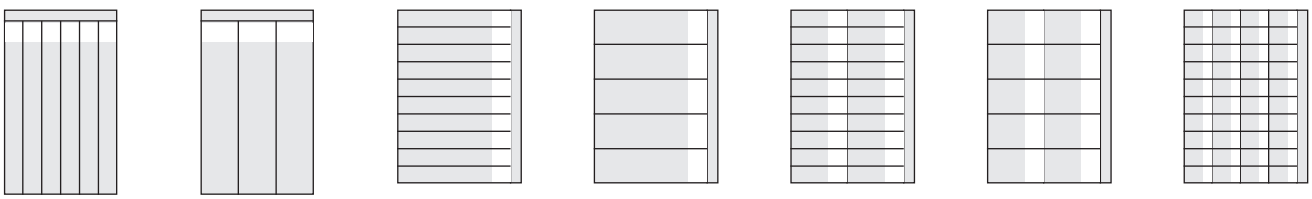

EV 25-230-6 | EV 50-230-3 | EV 23-150-10 | EV 46-150-5 | EV 23-75-20 | EV 46-75-10 | EV 23-38-40

SES-EV code marker sheet

Self adhesive, self protected EV strips unprinted

LASER printable

SES-EV
Quality EV

SES-EV

Material: PET

Operating temperatures: -40 to +125°C
Application temperatures: +10 to +40°C

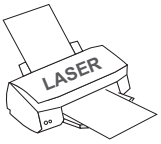

Adhesive: acryl
Adhesion to steel: >3 N/cm

Strip thickness: 80 µm
Dimension of the sheet: A4 (210 x 297 mm)
Colours: white - yellow

Specification:
- Marking by laser printer.
- Self protection by foil strip.
- Resistant to oils and light solvents.



type	article number white 001	article number yellow 004	dimension of the strip A x C (mm)	maxi. Ø of the cable mm	printing surface A x B (mm)	quantity of strips/sheet	
EV 25-35-64	0307 0100 001	0307 0100 004	25 x 35,5	7	25 x 12,7	64	10
EV 25-57-40	0307 0101 001	0307 0101 004	25 x 57	12	25 x 19	40	10
EV 25-95-24	0307 0102 001	0307 0102 004	25 x 95	21	25 x 25,4	24	10
EV 25-142-16	0307 0103 001	0307 0103 004	25 x 142	36	25 x 25,4	16	10
EV 34-95-18	0307 0104 001	0307 0104 004	34 x 95	21	34 x 25,4	18	10
EV 50-57-20	0307 0105 001	0307 0105 004	50 x 57	12	50 x 19	20	10
EV 50-95-12	0307 0106 001	0307 0106 004	50 x 95	21	50 x 25,4	12	10
EV 50-142-8	0307 0107 001	0307 0107 004	50 x 142	36	50 x 25,4	8	10

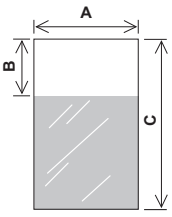

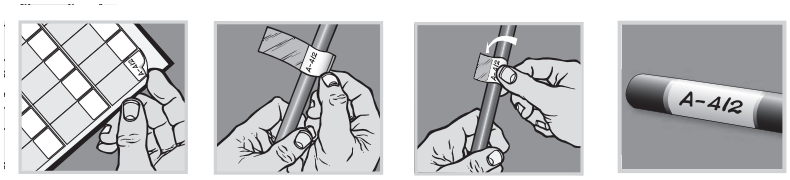

You can download the printing software PLIOMARK-PRINT for these labels on our web site: www.ses-sterling.com, choose **Products**, then **Software and Media**.

Free version for printing text only or full version (30-day trial) for printing text, image, logo, barcode and QR-code (full licence: item code 0317 0003 000).

Marking sleeves M-MARKERS
without print

M-MARKERS

Material:	flexible PVC
Colour:	white
Operating temperatures:	-20 to +90°C
Hardness Shore A:	80 ± 5
Tensile strength at break:	18 MPa
Ultimate elongation:	250 %
Dielectric strength:	>20 kV/mm
Flame resistance:	V0 UL94

Applications: Marking of wire and cables from 2,8 to 7,9 mm ext. Ø. Used with our self-protected EV-labels or all other labels, these sleeves allow a fast and reusable cable marking.



type	article number	for cables Ø mm	sections mm²	length mm	
M-40 x 30	0362 0327 001	2,8 - 4,2	1,5 - 2,5 - 4	30	1000
M-50 x 30	0362 0328 001	3,4 - 4,9	4 - 6	30	1000
M-60 x 30	0362 0329 001	3,9 - 5,7	6 - 10	30	1000
M-65 x 30	0362 0330 001	4,2 - 6,6	10 -16	30	1000
M-80 x 30	0362 0331 001	4,6 - 7,9	16	30	1000



Code marker cards with strips
TEV



Self-adhesive, self protected strips
SES-EV



Self adhesive label
PLIOSCRIB

B1/4-01



B1/9-04



B13/21-03



Protective varnish for SES-MARKERS®

Protecting varnish can be applied with a spray gun or a brush. Use the very soft brush in the lid to avoid mechanical damage of SES-MARKERS® printing.

It is not to be used in the proximity of fire or an incandescent source, and working premises must be well ventilated.

All safety regulations relative to solvent containing lacquers or flammable liquids are to be respected when using protective varnish.

• Protective varnish SES-LACK

Especially conceived in respect of the safety requirements of the users (directive 67/548/CE and decree CMR 2001-37)

This varnish, the formulation of which was especially established using solvents "not poisons", brings to SES-MARKERS® marker cards a completely transparent over-protection. It leaves a film, not yellowing, which is not scaled and does not crack.

It prevents corrosion, and provides an additional protection with respect to the harmful atmospheric agents (moisture, salt spray).

Especially formulated in respect of the directives on the dangerous products, the SES-LACK varnish can be used safely, in accordance with the requirements of safety standard relating to the use of lacquers or flammable liquids (refer to safety data card).



type	article number		packaging
SES-LACK varnish	0706 0011 000	1	bottle of 50 ml without brush

B2

Code marker cards with strips













Code marker cards with strips SPOT-IT

Building on our great experience with SES-MARKERS®-code marker cards as wire markers, we have developed Vinyl covered cotton labels in the "SPOT-IT" series with the following properties:

Label protection with semi-rigid support cards on which markers are attached.

Labels can usually be removed without contamination of the adhesive due to a break-off tab or a pre-cut support.

The support card is processed so that small and large labels can be easily removed.

"SPOT-IT" markers are available in many different standard sizes (detail in the following pages).

"SPOT-IT" markers can also be supplied in special sizes for a minimum order quantity of 10 per size and print.

page	B2/1	B2/2	B2/3	B2/4	B2/5	B2/6
type	**S9**	**S13**	**S19**	**S38**	**S58**	**S92**
standard colour of the strip	white yellow	white yellow	white yellow	white yellow	white yellow	white yellow
dimension of the strip (mm)*	6 x 9 9 x 9	9 x 13 11 x 13 15 x 13 16 x 13	14 x 19 16 x 19 19 x 19	23 x 38 32 x 38	23 x 58 29 x 58	32 x 92 38 x 92 45 x 92

* according to the legend.

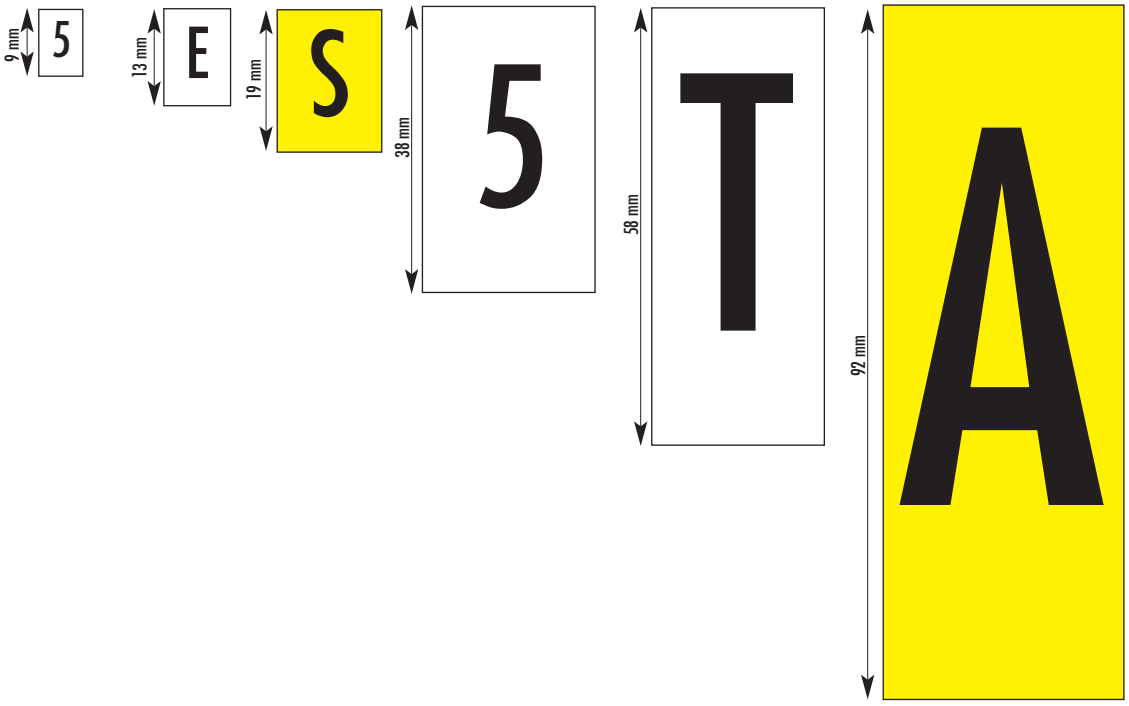

Code marker cards with strips

SES-MARKERS®

page	B2/7				
type	**Code marker cards SPOT-IT** unprinted			**Code marker sheets SPOT-IT** unprinted	**Code marker cards SPOT-IT** printed circuit boards
	S19	**S38**	**S58**		
colour of the strip	white - yellow			yellow	white - blue - green yellow - red
dimension of the strips (mm)*	19 x 11	38 x 6 38 x 9 38 x 11 38 x 16 38 x 23	58 x 13 58 x 23	12 x 9 15 x 9 18 x 6 19 x 11 20 x 8 28 x 11 38 x 11 56 x 22 60 x 34	2,45 x 4,75

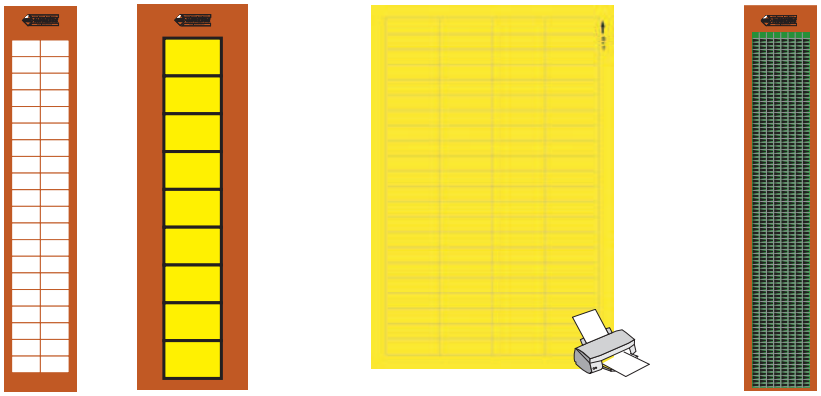

page	B2/7		B2/8	
type	**Code marker cards SPOT-IT** high tension danger / danger triangular labels	**Code marker cards SPOT-IT** high tension danger	**Labels MYLAR** high tension danger	**Code marker cards MYLAR** high tension danger / danger triangular labels
colour of the strips	yellow	yellow	yellow	yellow
dimension of the strips (mm)*	Heights 16 24 42 80	5 x 7,5 9 x 13 14 x 19 20 x 38 25 x 58 35 x 92 54 x 92	14 x 19 12 x 24 16 x 30 21 x 38 22 x 45 26 x 58 32 x 70 40 x 88 50 x 110 60 x 135 75 x 170 91 x 214 120 x 262	Heights 16 24 42 80

* according to type.



Code marker cards SES-MARKERS®
S 9 printed

SES-MARKERS®
Quality TEV

RoHS

S 9

Material:	TEV vinyle covered cotton
Operating temperatures:	-30 to +105°C (class A) -40 to +150°C (short duration)
Temperature of application:	+10 to +40°C
Adhesive:	special thermal setting adhesive
Adherence on steel:	2,5 N/cm
Tensile strength at break:	80 N/cm
Dimension of the card:	255 x 48 mm
Print height:	6,3 mm
Quantity strips per card:	100 to 152 (according to legend)
Strip size:	6 to 9 x 9 mm (according to legend)
Strip thickness:	0,30 mm
Standard colours:	white - yellow
Pack:	10 cards same legend (for smaller quantities an extra charge will be applied).



• Product information

Figures and letters
repeated

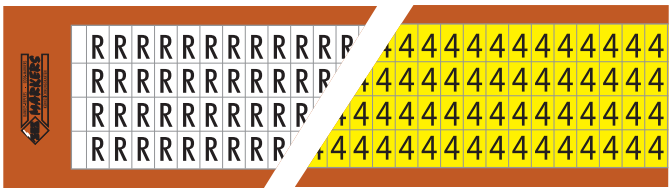

Figures and letters
in series

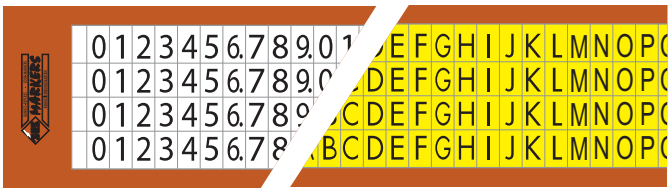

Symbols
repeated

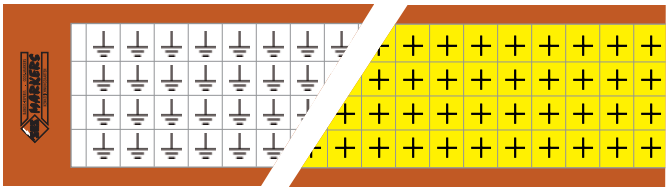

Code marker cards SES-MARKERS®
S 9 printed

SES-MARKERS®
Quality TEV

RoHS

Article number white strip

code group	detail article	code colour	code legend
0301	0013	001	xxx

Article number yellow strip

code group	detail article	code colour	code legend
0301	0013	004	xxx

Example for order:

Strip S9 white - legend 5

0301	0013	001	5

5
6 x 9 mm

Strip S9 yellow - legend 0 → 9.

0301	0013	004	0 - 9

M
9 x 9 mm

legend	code legend	number strips /card
0	0	152
1	1	152
2	2	152
3	3	152
4	4	152
5	5	152
6.	6	152
7	7	152
8	8	152
9.	9	152

legend	code legend	number strips /card
A	A	152
B	B	152
C	C	152
D	D	152
E	E	152
F	F	152
G	G	152
H	H	152
I	I	152
J	J	152
K	K	152
L	L	152
M	M	100
N	N	152
O	O	152
P	P	152
Q	Q	152
R	R	152
S	S	152
T	T	152
U	U	152
V	V	152
W	W	100
X	X	152
Y	Y	152
Z	Z	152

legend	code legend	number strips /card
A → Z	A-Z	148
0 → 9.	0-9	152
+	+	100
—	-	100
	TERN	100
	TERV	100
	TEPN	100
	TEPV	100
	MAS	100

Other legends upon request with a minimum of order of 10 cards.

S 13

Material:	TEV vinyle covered cotton
Operating temperatures:	-30 to +105°C (class A) -40 to +150°C (short duration)
Temperatures of application:	+10 to +40°C
Adhesive:	special thermal setting adhesive
Adherence on steel:	2,5 N/cm
Tensile strength at break:	80 N/cm
Dimension of the card:	255 x 48 mm
Print height:	9 mm
Quantity strips per card:	42 to 78 (according to legend)
Strip size:	9 to 16 x 13 mm (according to legend)
Strip thickness:	0,30 mm
Standard colours:	white - yellow
Pack:	10 cards same legend (for smaller quantities an extra charge will be applied).



• Product information

Figures and letters repeated	Figures and letters in series
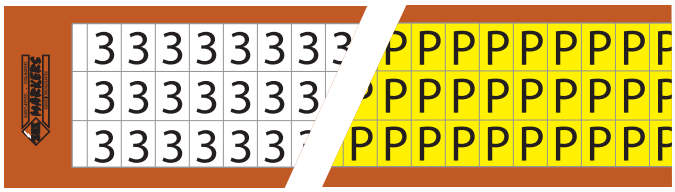	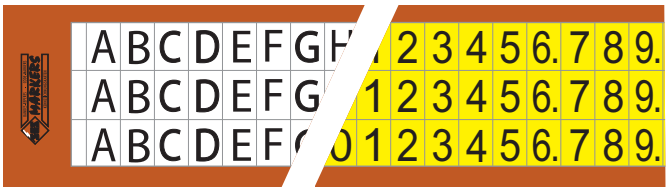

Symboles repeated
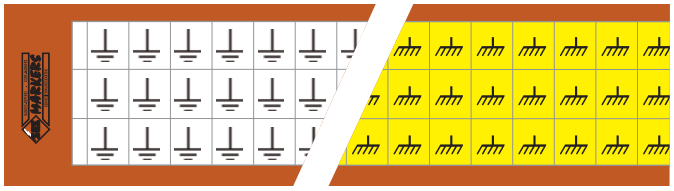

Code marker cards SES-MARKERS®
S 13 printed

SES-MARKERS®
Quality TEV

RoHS

Article number white strip

code group	detail article	code colour	code legend
0301	0003	001	xxxx

Article number yellow strip

code group	detail article	code colour	code legend
0301	0003	004	xxxx

Example for order:

Strip S13 white - legend D

0301	0003	001	D

Strip S13 yellow - legend CE

0301	0003	004	CE



9 x 13 mm

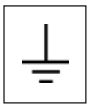

11 x 13 mm



15 x 13 mm



16 x 13 mm

legend	code legend	quantity strips /card
0	0	78
1	1	78
2	2	78
3	3	78
4	4	78
5	5	78
6.	6	78
7	7	78
8	8	78
9.	9	78
10	10	42
11	11	42
12	12	42
13	13	42
14	14	42
15	15	42
16	16	42
17	17	42
18	18	42
19	19	42
20	20	42
21	21	42
22	22	42
23	23	42
24	24	42
25	25	42
26	26	42

legend	code legend	quantity strips /card
A	A	78
B	B	78
C	C	78
D	D	78
E	E	78
F	F	78
G	G	78
H	H	78
I	I	78
J	J	78
K	K	78
L	L	78
M	M	60
N	N	78
O	O	78
P	P	78
Q	Q	78
R	R	78
S	S	78
T	T	78
U	U	78
V	V	78
W	W	60
X	X	78
Y	Y	78
Z	Z	78

legend	code legend	quantity strips /card
A → Z	A-Z	78
0 → 9.	0-9	78
	TERN	60
	TERV	60
	TEPN	60
	TEPV	60
	MAS	60
	CE	45
	EQUI	60

Other legends upon request with a minimum of order of 10 cards.

Code marker cards SES-MARKERS®
S 19 printed

SES-MARKERS®
Quality TEV

RoHS

S 19

Material:	TEV vinyle covered cotton
Operating temperatures:	-30 to +105°C (class A) -40 to +150°C (short duration)
Temperatures of application:	+10 to +40°C
Adhesive:	special thermal setting adhesive
Adherence on steel:	2,5 N/cm
Tensile strength at break:	80 N/cm
Dimension of the card:	255 x 48 mm
Print height:	15 mm
Quantity strips per card:	24 to 32 (according to legend)
Strip size:	14, 16 and 19 x 19 mm (according to legend)
Strip thickness:	0,30 mm
Standard colours:	white - yellow
Pack:	10 cards same legend (for smaller quantities an extra charge will be applied).

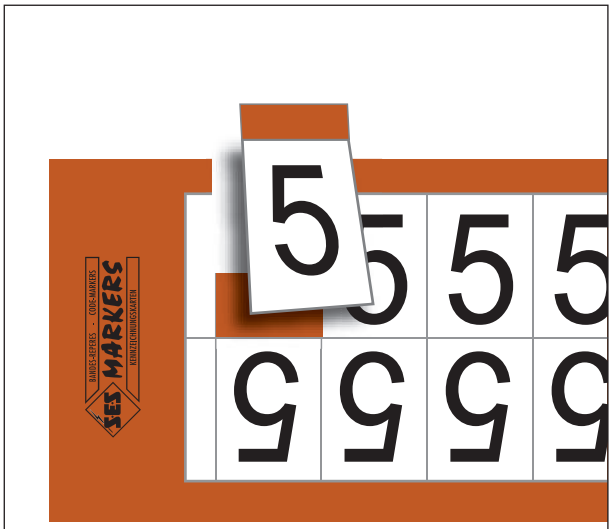

• Product information

Figures and letters
repeated

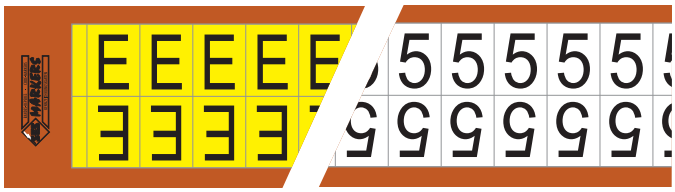

Figures and letters
in series

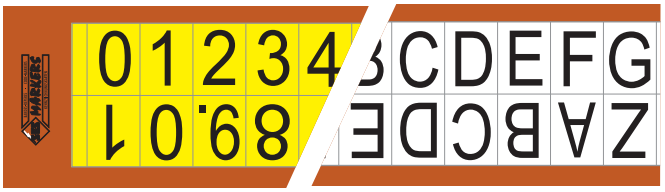

Symbols
repeated

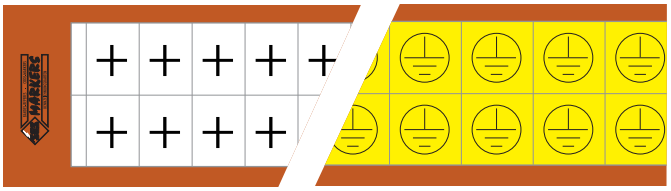

Code marker cards SES-MARKERS®

S 19 printed

White or yellow strip, black print

SES-MARKERS®
Quality TEV

RoHS

Article number white strip

code group	détail article	code colour	code legend
0301	0004	001	xxxx

Article number yellow strip

code group	détail article	code colour	code legend
0301	0004	004	xxxx

Example for order:

Strip S19 white - legend S

0301	0004	001	S

Strip S19 yellow - legend protected earth

0301	0004	004	TEPV



14 x 19 mm



16 x 19 mm



19 x 19 mm

legend	code legend	number strips /card
0	0	32
1	1	32
2	2	32
3	3	32
4	4	32
5	5	32
6.	6	32
7	7	32
8	8	32
9.	9	32

legend	code legend	number strips /card
A	A	32
B	B	32
C	C	32
D	D	32
E	E	32
F	F	32
G	G	32
H	H	32
I	I	32
J	J	32
K	K	32
L	L	32
M	M	32
N	N	32
O	O	32
P	P	32
Q	Q	32
R	R	32
S	S	32
T	T	32
U	U	32
V	V	32
W	W	28
X	X	32
Y	Y	32
Z	Z	32

legend	code legend	number strips /card
A → Z	A-Z	32
0 → 9.	0-9	32
+	+	32
–	-	32
	TERN	32
	TERV	32
	TEPN	24
	TEPV	24
CE	CE	32
	EQUI	32

Other legends upon request with a minimum of order of 10 cards.

Code marker cards SES-MARKERS®
S 38 printed

SES-MARKERS®
Quality TEV

RoHS

S 38

Material:	TEV vinyle covered cotton
Operating temperatures:	-30 to +105°C (class A) -40 to +150°C (short duration)
Temperatures of application:	+10 to +40°C
Adhesive:	special thermal setting adhesive
Adherence on steel:	2,5 N/cm
Tensile strength at break:	80 N/cm
Dimension of the card:	255 x 48 mm
Print height:	25 mm
Strips per card:	7 and 10 (according to legend)
Strip size:	23 to 32 x 38 mm (according to legend)
Strip thickness:	0,30 mm
Standard colours:	white - yellow
Pack:	10 cards same legend (for smaller quantities an extra charge will be applied).

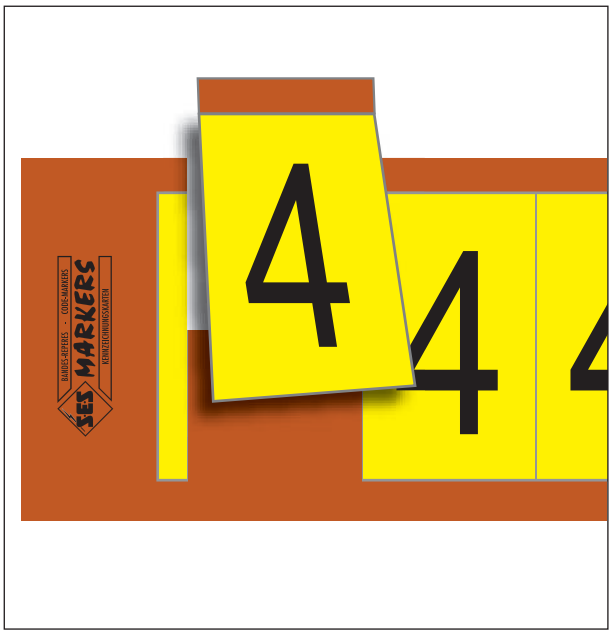

• Product information

Figures and letters repeated



Figures and letters in series



Symbols repeated



Code marker cards SES-MARKERS®
S 38 printed

SES-MARKERS®
Quality TEV

RoHS

Article number white strip

code group	detail article	code colour	code legend
0301	0005	001	xxx

Article number yellow strip

code group	detail article	code colour	code legend
0301	0005	004	xxx

Example for order:

Strip S38 white - legend 5

0301	0005	001	5

Strip S38 yellow - legend L1

0301	0005	004	L1



23 x 38 mm

legend	code legend	number strips /card
0	0	10
1	1	10
2	2	10
3	3	10
4	4	10
5	5	10
6.	6	10
7	7	10
8	8	10
9.	9	10
10	10	7

legend	code legend	number strips /card
A	A	10
B	B	10
C	C	10
D	D	10
E	E	10
F	F	10
G	G	10
H	H	10
I	I	10
J	J	10
K	K	10
L	L	10
M	M	10
N	N	10
O	O	10
P	P	10
Q	Q	10
R	R	10
S	S	10
T	T	10
U	U	10
V	V	10
W	W	10
X	X	10
Y	Y	10
Z	Z	10

legend	code legend	number strips /card
A → J	A-J	10
K → T	K-T	10
U → Z	U-Z	10
0 → 9.	0-9	10
+	+	10
—	-	10
	TERN	10
	TERV	10
	TEPN	10
	TEPV	10
	EQUI	10
L1	L1	7
L2	L2	7
L3	L3	7



23 x 38 mm



32 x 38 mm

Other legends upon request with a minimum of order of 10 cards.

Code marker cards SES-MARKERS®
S 58 printed

SES-MARKERS®
Quality TEV

RoHS

S 58

Material:	TEV vinyle covered cotton
Operating temperatures:	-30 to +105°C (class A) -40 to +150°C (short duration)
Temperatures of application:	+10 to +40°C
Adhesive:	special thermal setting adhesive
Adherence on steel:	2,5 N/cm
Tensile strength at break:	80 N/cm
Dimension of the card:	255 x 75 mm
Print height:	45 mm
Quantity strips per card:	8 to 10 (according to legend)
Strip size:	23 and 29 x 58 mm (according to legend)
Strip thickness:	0,30 mm
Standard colours:	white - yellow
Pack:	10 cards same legend (for smaller quantities an extra charge will be applied).



• Product information

Figures and letters repeated	Figures and letters in series
	

Legend for voltage repeated



Code marker cards SES-MARKERS®
S 58 printed

SES-MARKERS®
Quality TEV

RoHS

Article number white strip

code group	detail article	code colour	code legend
0301	0006	001	xxxx

Article number yellow strip

code group	detail article	code colour	code legend
0301	0006	004	xxxx

Example for order:

Strip S58 white - legend T

0301	0006	001	T

Strip S58 yellow - legend 230V

0301	0006	004	230V



23 x 58

legend	code legend	number strips /card
0	0	10
1	1	10
2	2	10
3	3	10
4	4	10
5	5	10
6.	6	10
7	7	10
8	8	10
9.	9	10

legend	code legend	number strips /card
A	A	10
B	B	10
C	C	10
D	D	10
E	E	10
F	F	10
G	G	10
H	H	10
I	I	10
J	J	10
K	K	10
L	L	10
M	M	8
N	N	10
O	O	10
P	P	10
Q	Q	10
R	R	10
S	S	10
T	T	10
U	U	10
V	V	10
W	W	8
X	X	10
Y	Y	10
Z	Z	10

legend	code legend	number strips /card
A → J	A-J	10
K → T	K-T	10
U → Z	U-Z	10
0 → 9.	0-9	10
110V*	110V	10
220V*	220V	10
230V*	230V	10
380V*	380V	10
400V*	400V	10

* Horizontal print,
print height 15 mm.



29 x 58

Other legends upon request with a minimum of order of 10 cards.

Code marker cards SES-MARKERS®
S 92 printed

SES-MARKERS®
Quality TEV

RoHS

S 92

Material:	TEV vinyle covered cotton
Operating temperatures:	-30 to +105°C (class A) -40 to +150°C (short duration)
Temperatures of application:	+10 to +40°C
Adhesive:	special thermal setting adhesive
Adherence on steel:	2,5 N/cm
Tensile strength at break:	80 N/cm
Dimension of the card:	255 x 105 mm
Print height:	66 mm
Quantity strips per card:	5 to 7 (according to legend)
Strip size:	32 to 45 x 92 mm (according to legend)
Strip thickness:	0,30 mm
Standard colours:	white - yellow
Pack:	10 cards same legend (for smaller quantities an extra charge will be applied).



• Product information

Figures and letters
repeated



Figures and letters
in series



Legends for voltage
repeated



Code marker cards SES-MARKERS®
S 92 printed

SES-MARKERS®
Quality TEV

RoHS

Article number white strip

code group	detail article	code colour	code legend
0301	0007	001	xxxx

Article number yellow strip

code group	detail article	code colour	code legend
0301	0007	004	xxxx

Example for order:

Strip S92 white - legend A

0301	0007	001	A

Strip S92 yellow - legend **0 → 6.**

0301	0007	004	0 - 6

legend	code legend	number strips /card
0	0	7
1	1	7
2	2	7
3	3	7
4	4	7
5	5	7
6.	6	7
7	7	7
8	8	7
9.	9	7

legend	code legend	number strips /card
A	A	7
B	B	7
C	C	7
D	D	7
E	E	7
F	F	7
G	G	7
H	H	7
I	I	7
J	J	7
K	K	7
L	L	7
M	M	6
N	N	7
O	O	7
P	P	7
Q	Q	7
R	R	7
S	S	7
T	T	7
U	U	7
V	V	7
W	W	5
X	X	7
Y	Y	7
Z	Z	7

legend	code legend	number strips /card
A → G	A-G	7
H → N	H-N	7
O → U	O-U	7
V → Z	V-Z	5
0 → 6.	0-6	7
7 → 9.	7-9	6
230V*	230V	7
400V*	400V	7

* Horizontal print,
print height 15 mm.

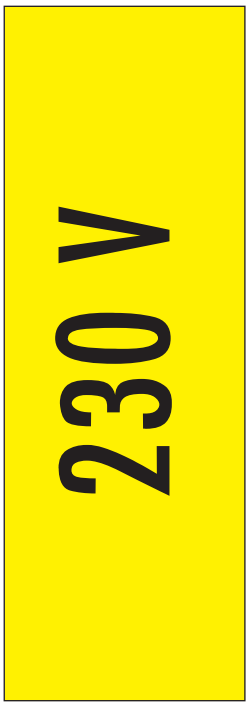

32 x 92 mm



38 x 92 mm



45 x 92 mm

Other legends upon request with a minimum of order of 10 cards.

Code marker cards with strips SPOT-IT

SPOT-IT
Quality TEV

SPOT-IT

Material:	TEV vinyl-coated cloth
Operating temperatures:	-30 to +105°C (class A) -40 to +150°C (short term)
Application temperatures:	+10 to +40°C
Adhesive:	special rubber, thermosetting
Adherence to steel:	2,5 N/cm
Tensile strength at break:	80 N/cm
Dimension of the card:	S19: 255 x 48 mm S38: 255 x 73 mm S58: 255 x 105 mm
Strip thickness:	0,30 mm
Standard colours:	white - yellow

Specification: available with or without frame. For an individual marking by hand (with nylon point pen, ball point pen, or pencil).



• Code marker cards SPOT-IT unprinted unframed

type	article number 001	article number 004	size of the strip mm	quantity strips/card	
SPOT-IT S19/11 S	0301 0340 001	0301 0440 004	19 x 11	40	1
SPOT-IT S38/06 S	0301 0350 001	0301 0450 004	38 x 6	37	1
SPOT-IT S38/09 S	0301 0351 001	0301 0451 004	38 x 9	25	1
SPOT-IT S38/11 S	0301 0352 001	0301 0452 004	38 x 11	20	1
SPOT-IT S38/16 S	0301 0353 001	0301 0453 004	38 x 16	14	1
SPOT-IT S38/22 S	0301 0354 001	0301 0454 004	38 x 23	10	1
SPOT-IT S58/13 S	0301 0360 001	0301 0460 004	58 x 13	18	1
SPOT-IT S58/22 S	0301 0362 001	0301 0462 004	58 x 23	10	1

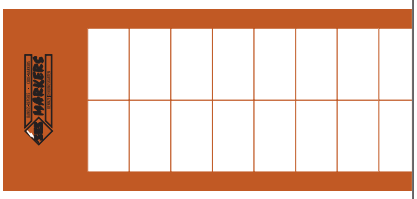

• Code marker cards SPOT-IT unprinted framed

type	article number 001	article number 004	size of the strip mm	quantity strips/card	
SPOT-IT S19/11 A	0301 0341 001	0301 0441 004	19 x 11	40	1
SPOT-IT S38/11 A	0301 0358 001	0301 0458 004	38 x 11	20	1
SPOT-IT S58/22 A	0301 0368 001	0301 0468 004	58 x 23	10	1

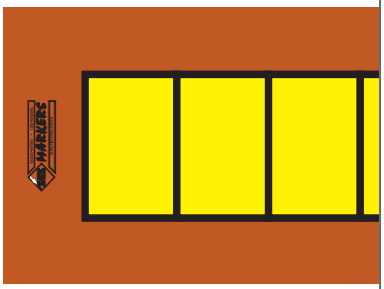

Other colours upon request.

Sheets with strips SPOT-IT
LASER printable

SPOT-IT
Quality TEV

RoHS

SPOT-IT

Material:	TEV vinyl-coated cloth
Operating temperatures:	-30 to +80°C
Application temperatures:	+10 to +40°C
Adhesive:	acrylic
Adherence to steel:	4,5 N/cm
Standard colour:	yellow

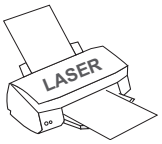

Specification: available with or without frame. For a LASER or an individual marking by hand (with nylon point pen, ball point pen, or pencil).



• Sheet with strips SPOT-IT unprinted unframed

type	article number	size of the strip mm	quantity strips/sheet	
SPOT-IT S 12/09	0301 0473 004	12 x 9	405	10
SPOT-IT S 15/09	0301 0474 004	15 x 9	324	10
SPOT-IT S 18/06	0301 0471 004	18 x 6	400	10
SPOT-IT S 20/08	0301 0472 004	20 x 8	270	10



• Sheet with strips SPOT-IT unprinted with frame

type	article numer	size of the strip mm	quantity strips/sheet	
SPOT-IT A 15/09	0301 0481 004	15 x 9	324	10
SPOT-IT A 19/11	0301 0482 004	19 x 11	198	10
SPOT-IT A 28/11	0301 0483 004	28 x 11	132	10
SPOT-IT A 38/11	0301 0484 004	38 x 11	88	10
SPOT-IT A 56/22	0301 0485 004	56 x 22	33	10
SPOT-IT A 60/34	0301 0486 004	60 x 34	21	10

Laser printing: By using the Word™ software, it is possible, thanks to the function "envelopes and labels" under "tools", to print labels SPOT-IT starting from your computer. You can download the document templates for these labels on our web site: www.ses-sterling.com, choose **Products**, then **Software and Media**.

• Protection of the print

For the protection of the Laser print, please use the protecting varnish in aerosol cans:

Protecting varnish 0706 0010 000 contents: 400 ml



B1/7-01



Code marker cards SES-MARKERS®
with strips SPOT-IT
for printed circuits boards

SES-MARKERS®
Quality TEV

RoHS

SPOT-IT

Material: TEV vinyl-coated cloth
Operating temperatures: -30 to +105°C (class A)
-40 to +150°C (short term)
Application temperatures: +10 to +40°C
Adhesive: special rubber, thermosetting
Adherence to steel: 2,5 N/cm
Tensile strength at break: 80 N/cm

Dimensions of the strip: 2,45 x 4,75 mm
Dimensions of the card: 255 x 48 mm
Strip thickness: 0,30 mm
Standard colours: white - blue - green - yellow - red
Pack: 1 card
Specification: used for the location on printed circuits.

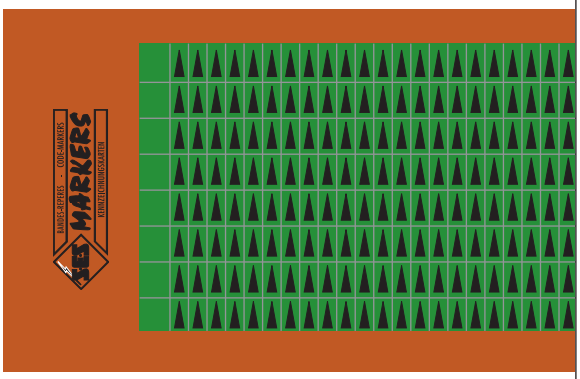

type	article number	strip colour	quantity strips/card	
S 5/01	0301 0200 001	white	752	1
S 5/02	0301 0200 002	blue	752	1
S 5/03	0301 0200 003	green	752	1
S 5/04	0301 0200 004	yellow	752	1
S 5/07	0301 0200 007	red	752	1

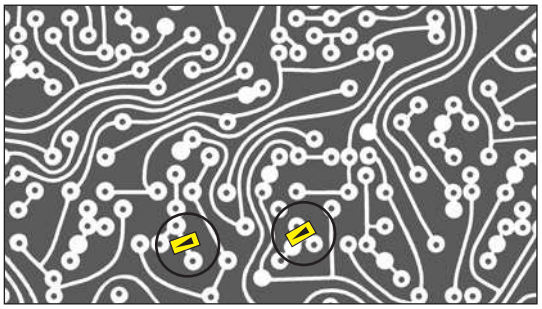



Code marker cards SES-MARKERS®
with triangular strips SPOT-IT
Electrical danger - Danger

SES-MARKERS®
Quality TEV

RoHS

SPOT-IT

Material:	TEV vinyl-coated cloth
Operating temperatures:	-30 to +105°C (class A) -40 to +150°C (short term)
Application temperatures:	+10 to +40°C
Adhesive:	special rubber, thermosetting
Adherence to steel:	2,5 N/cm
Tensile strength at break:	80 N/cm
Strip thickness:	0,30 mm
Standard colour:	yellow

Specifications: used for the warning of the electric dangers and general danger.



type	article number	strip height mm	quantity strips/card	
V-17 EL	0301 0091 004 ELE	16	20	1
V-26 EL	0301 0092 004 ELE	24	12	1
V-45 EL	0301 0093 004 ELE	42	7	1
V-85 EL	0301 0094 004 ELE	80	3	1



V-17 EL **V-26 EL** **V-45 EL** **V-85 EL**

type	article number	strip height mm	quantity strips/card	
V-17 D	0301 0091 004 !	16	20	1
V-26 D	0301 0092 004 !	24	12	1
V-45 D	0301 0093 004 !	42	7	1
V-85 D	0301 0094 004 !	80	3	1

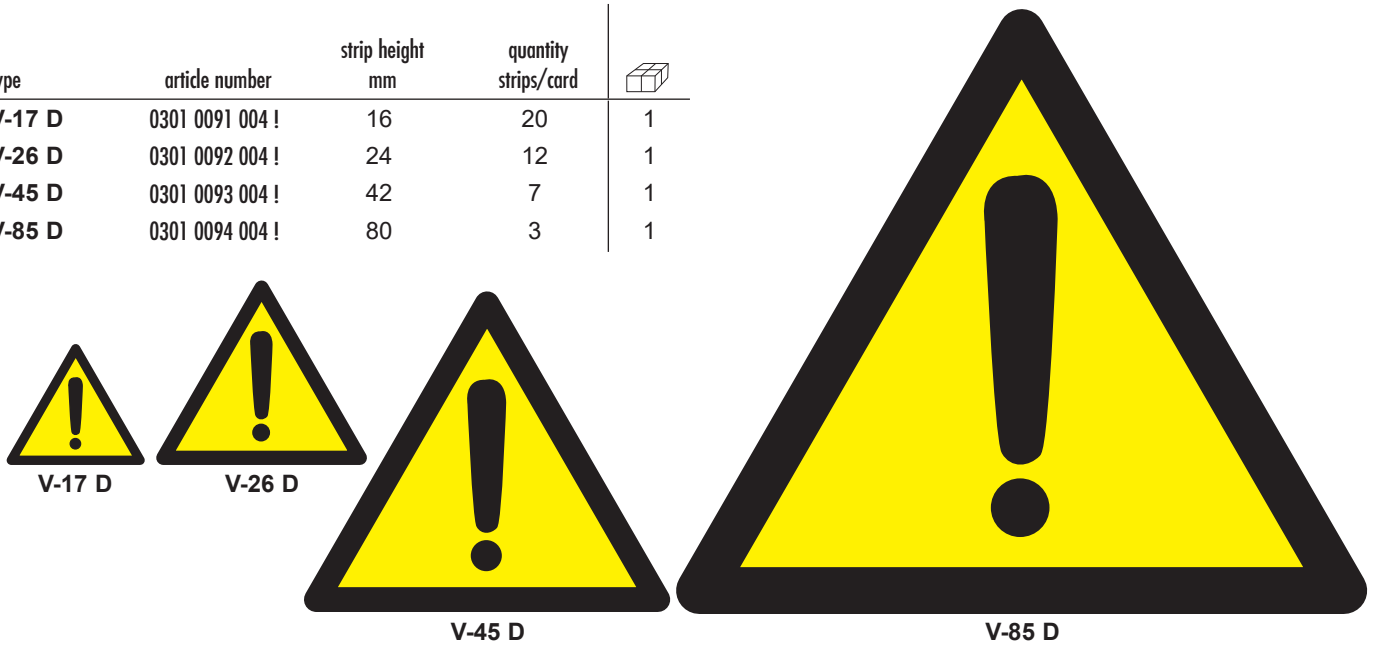

V-17 D **V-26 D** **V-45 D** **V-85 D**

Code marker cards SES-MARKERS®
with strips SPOT-IT
HIGH TENSION FLASH SYMBOL

SES-MARKERS®
Quality TEV

RoHS

SPOT-IT

Material:	TEV vinyl-coated cloth
Operating temperatures:	-30 to +105°C (class A) -40 to +150°C (short term)
Application temperatures:	+10 to +40°C
Adhesive:	special rubber, thermosetting
Adherence to steel:	2,5 N/cm
Tensile strength at break:	80 N/cm
Strip thickness:	0,30 mm
Standard colour:	yellow

Specifications: used for the warning of the electric dangers.

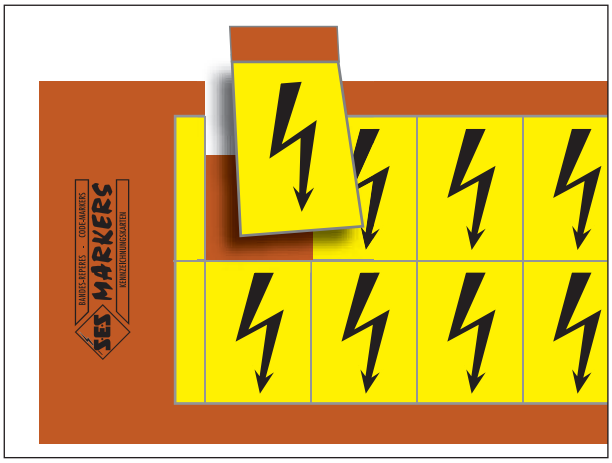

type	artide number	dimension of the strip mm	quantity strips/cards	
S 8 TEN	0301 0041 004	5 x 7,5	225	1
S 13 TEN	0301 0042 004	9 x 13	78	1
S 19 TEN	0301 0043 004	14 x 19	32	1
S 38 TEN	0301 0044 004	20 x 38	11	1
S 58 TEN	0301 0045 004	25 x 58	9	1
S 92 TEN	0301 0046 004	35 x 92	6	1
S 93 TEN	0301 0047 004	54 x 92	4	1



SES-MARKERS® bands
with strip in laminated Mylar
HIGH TENSION FLASH SYMBOL

SES-MARKERS®

MYLAR

Material:	polyester
Adhesive:	permanent acrylic
Operating temperatures:	-40 to +150°C
Application temperature:	> +10°C
Adherence on inox:	5,20 N/cm
Flame resistance:	self-extinguished
Strip thickness:	60 µm
Standard colour:	yellow
Print colours:	black - red
Similar to the standards:	NFC 03-417 and IEC 417 symbol 5036 DIN 40008/4844 ISO 3864

Specifications: these labels, in laminated Mylar, have a very good adherence and offer a good resistance to the chemical agents and the atmospheric conditions.

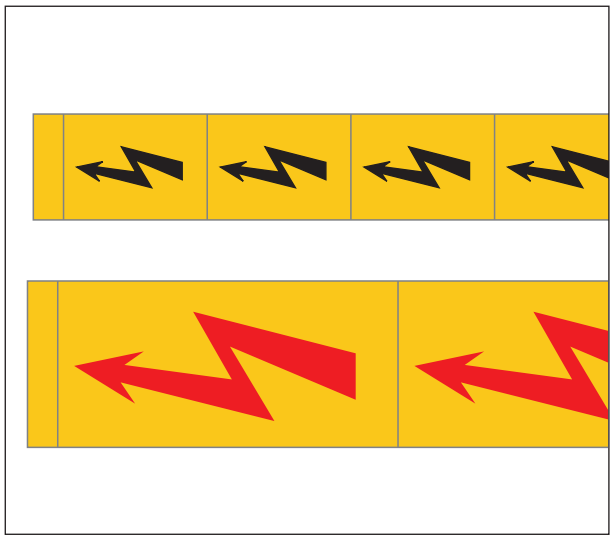

type	article number black print	article number red print	arrow height mm	quantity strips/band	
MYLAR 14 x 19	0308 0001 000	0308 0021 004	16	12	1
MYLAR 12 x 24	0308 0002 000	0308 0022 004	20	10	1
MYLAR 16 x 30	0308 0003 000	0308 0023 004	25	8	1
MYLAR 21 x 38	0308 0004 000	0308 0024 004	32	6	1
MYLAR 22 x 45	0308 0005 000	0308 0025 004	40	5	1
MYLAR 26 x 58	0308 0006 000	0308 0026 004	50	4	1
MYLAR 32 x 70	0308 0007 000	0308 0027 004	63	3	1
MYLAR 40 x 88	0308 0008 000	0308 0028 004	80	3	1
MYLAR 50 x 110	0308 0009 000	0308 0029 004	100	1	1
MYLAR 60 x 135	0308 0010 000	0308 0030 004	125	1	1
MYLAR 75 x 170	0308 0011 000	0308 0031 004	160	1	1
MYLAR 91 x 214	0308 0012 000	0308 0032 004	200	1	1
MYLAR 120 x 262	0308 0013 000	0308 0033 004	250	1	1



Code marker cards SES-MARKERS®
with triangular strips Mylar
Electrical danger - Danger

SES-MARKERS®
Mylar

MYLAR

Material:	polyester
Adhesive:	permanent acrylic
Operating temperatures:	-40 to +150°C
Application temperature:	> +10°C
Adherence on inox:	5,20 N/cm
Flame resistance:	self-extinguished
Strip thickness:	60 µm
Standard colour:	yellow
Print colour:	black
Similar to the standards:	NFC 03-417 et IEC 417 DIN 40008/4844 - ISO 3864

Specifications: these labels, in laminated Mylar, have a very good adherence and offer a good resistance to the chemical agents and the atmospheric conditions.



type	article number	strip height mm	quantity strips/band	
MYLAR V-17 EL	0308 0091 004 ELE	16	20	1
MYLAR V-26 EL	0308 0092 004 ELE	24	12	1
MYLAR V-45 EL	0308 0093 004 ELE	42	7	1
MYLAR V-85 EL	0308 0094 004 ELE	80	3	1



V-17 EL **V-26 EL** **V-45 EL** **V-85 EL**

Scale 1/1

type	article number	strip height mm	quantity strips/band	
MYLAR V-17 D	0308 0091 004 !	16	20	1
MYLAR V-26 D	0308 0092 004 !	24	12	1
MYLAR V-45 D	0308 0093 004 !	42	7	1
MYLAR V-85 D	0308 0094 004 !	80	3	1

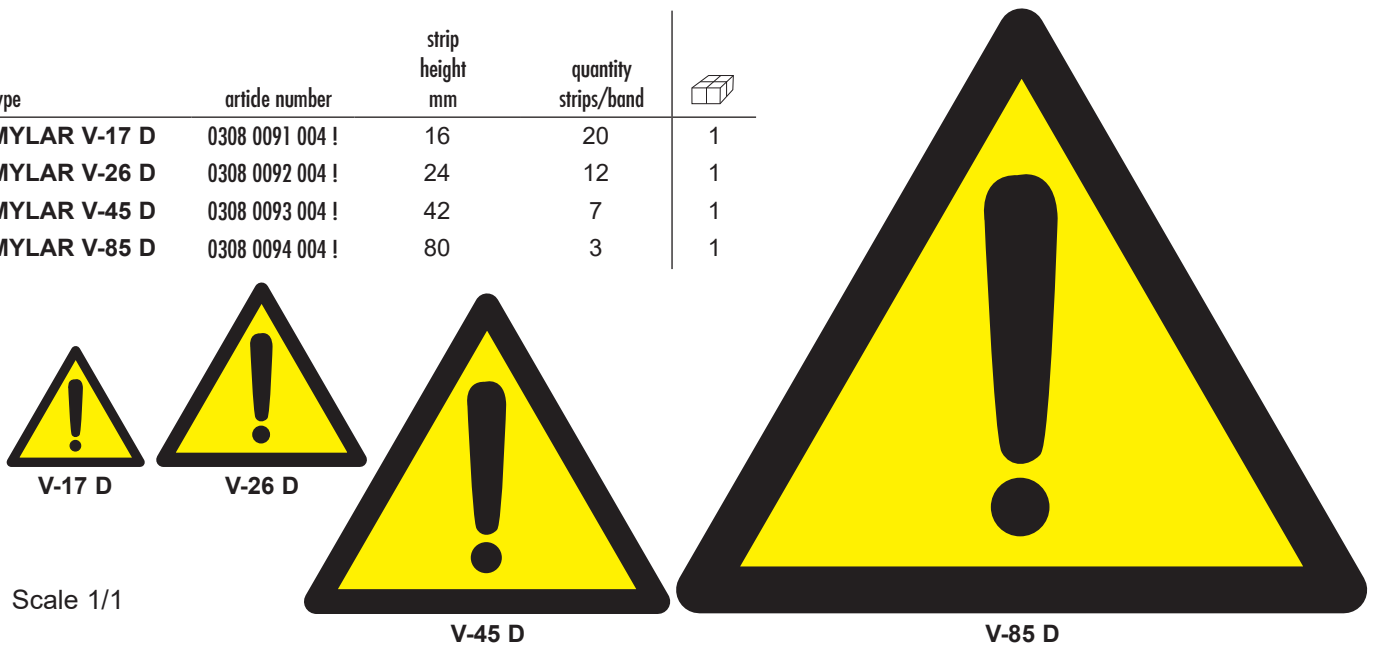

V-17 D **V-26 D** **V-45 D** **V-85 D**

Scale 1/1





PV-10	0307 0200 000	132 x 200	10	10





PV-20 CC	0307 0201 000	148 x 210	12	10
PV-20 CHARGE	0307 0202 000	148 x 210	12	10



D2/1-03

B3

Code marker cards for fluid pipes











SES-MARKERS® wrap-round tapes
to identify fluid pipes on aircraft
to NF ISO 12 standard
(Klassifikation Index: L40-201A)

SES-MARKERS®
Grade TEV

RoHS

Properties and advantages of cards for fluid circuits on aircraft

Self-adhesive strips on TEV (vinyl covered cotton) cards. To identify fluids with colours and conventional symbols to NF L 40-200 standard.

They are available in width of 25 mm (7 mm for the symbol) and in lengths of 58 - 140 and 280 mm.

For ease of reading, alternate texts are inverted. Additional legends are available to indicate flow direction or danger (width 13 and 10,5 mm for the 3 lengths).

Every strip is fitted with a snap-off tab to avoid adhesive contamination when used .

Strips per card:	**2- 4 and 11 strips***
Strip width:	**25 mm**
Strip lengths:	**58- 140 and 280 mm**
Strip thickness:	**0,3 mm**
Material:	**TEV (vinyl covered cotton)**
Adhesive:	**special, thermo setting latex**
Adhesion:	**2,5 N/cm**

* according to legend.

Tensile strength:	**80 N/cm**
Operating temperatures:	**-30 to +105°C** (class A) **-40 to +150°C** (short duration)
Temperatures of application:	**+10 to +40°C**
Minimum per type, fluid group and double exposure:	**10 cards**

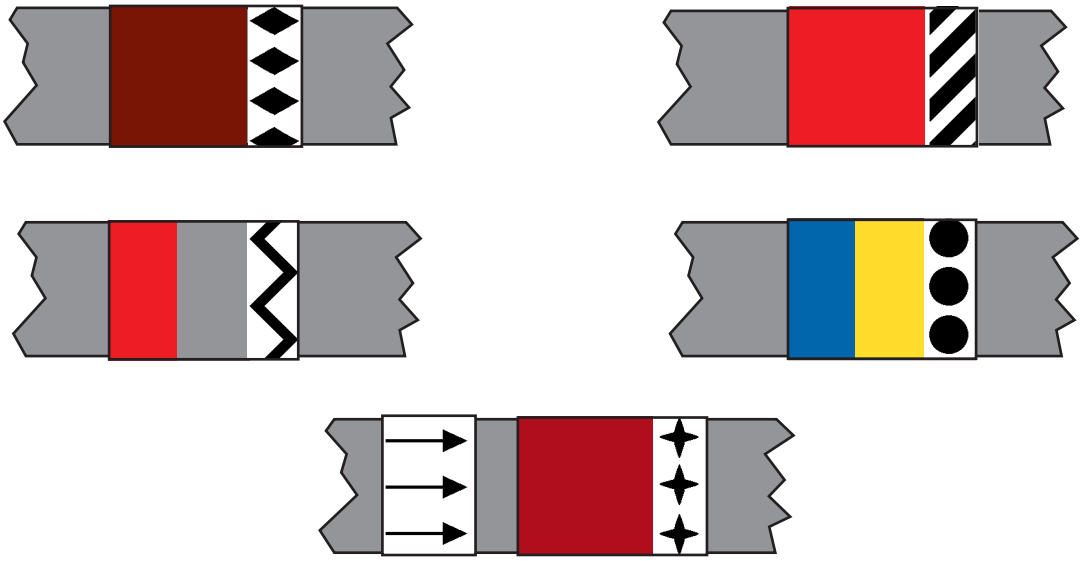

LOCATION OF MARKERS:

"Markers shall be located at both ends of a pipeline component and at intervals along the pipeline. Identification points shall be selected so that when the pipeline is installed at least one marker is located adjacent to each servicing point and inspection door. Where a length of pipeline is less than 600mm and the installed pipeline may be reasily traced, only one marker need be used."

(Extract from BS 5M 23 : 1987)

Fluid circuit identification on aircraft

The numbers in brackets are the international identification code for the relevant marker, e.g. hydraulic is BS 5M 23/6

SES-MARKERS®

Fluid	Samples of Supplementary text (optional)	Fluid	Samples of Supplementary text (optional)	Fluid	Samples of Supplementary text (optional)
Fuel (1) 	PETROL KEROSENE AUXIL. ENG. HEATER	**Rocket oxidiser (2)** 	NITRIC	**Rocket fuel (3)** 	FURALINE
Water injection (4) 		**Lubrication (5)** 	SECONDARY JET ENGINE	**Hydraulic (6)** 	BRAKES FLAPS AEROFOIL TAB. DIREC. TAB. PROF. TAB. AUTOPILOT PROPELLER TURRET EXIT DOOR
Pneumatic (7) 	BRAKES EXIT DOOR FLAPS	**Instrument air (8)** 	STATIC DYNAMIC PRESSURE	**Coolant (9)** 	WATER GLYCOL ETH WATER GLY. ETH
Breathing oxygen (10) 	HIGH PRES. LOW PRES.	**Air conditioning (11)** 	COLD HOT CONDITION. UNDER PRES.	**Fire protection (12)** 	CO2 METHYL BROMIDE
De-icing (13) 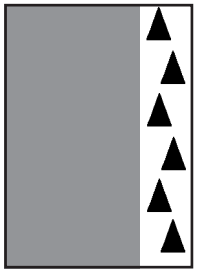	PROPELLER CARBU. WINDSCREEN WINGS STABILIZER ALCOHOL	**Rocket catalyst (15)** 		**Compressed gas (16)** 	PROPANE

Fluid circuit identification on aircraft

SES-MARKERS®

Fluid	Samples of Supplementary text (optional)	Fluid	Samples of Supplementary text (optional)	Fluid	Samples of Supplementary text (optional)
Electrical conduit (17)	ENG. IGNITION WEAPONS BOMBS ROCKETS RADIO ECL. FORCE SUPPL.	**Inerting (19)**		**Solvent (20)**	
Monopropellant (21)		**Rain repellant (22)**		**Vacuum (23)**	
Battery activator (24)		**Drinking water (25)**		**Waste (26)**	
Filtered air (27)					











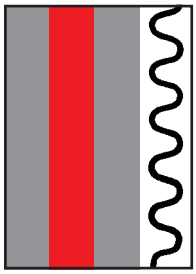

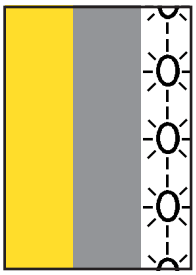

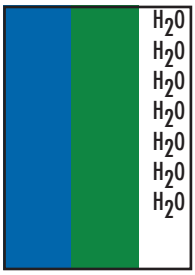





Further symbols

Warning symbol (14)



Direction of flow (18)

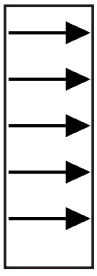

SES-MARKERS® wrap-round tapes

to identify fluid pipes on aircraft conform to NF ISO 12 (classification index: L 40-201A)

SES-MARKERS®
Grade TEV

With graphic symbols, colour and text
Print height 1,85 mm - minimum of 10 identical cards

FLUID	card of 11 strips 25 x 58 mm type	card of 11 strips 25 x 58 mm article number	card of 4 strips 25 x 140 mm type	card of 4 strips 25 x 140 mm article number	card of 2 strips 25 x 280 mm type	card of 2 strips 25 x 280 mm article number	colours of strips	colours of print
FUEL	AF 11-01	0303 0001 000	AF 4-01	0303 0101 000	AF 2-01	0303 0201 000	burgundy	black
ROCKET OXIDISER	AF 11-02	0303 0002 000	AF 4-02	0303 0102 000	AF 2-02	0303 0202 000	green/grey	black
ROCKET FUEL	AF 11-03	0303 0003 000	AF 4-03	0303 0103 000	AF 2-03	0303 0203 000	burgundy/grey	black
WATER INJECTION	AF 11-04	0303 0007 000	AF 4-04	0303 0107 000	AF 2-04	0303 0207 000	burg./grey/burg.	black
LUBRICATION	AF 11-05	0303 0008 000	AF 4-05	0303 0108 000	AF 2-05	0303 0208 000	yellow	black
HYDRAULIC	AF 11-06	0303 0009 000	AF 4-06	0303 0109 000	AF 2-06	0303 0209 000	blue/yellow	black
PNEUMATIC	AF 11-07	0303 0011 000	AF 4-07	0303 0111 000	AF 2-07	0303 0211 000	orange/blue	black
INSTRUMENT AIR	AF 11-08	0303 0012 000	AF 4-08	0303 0112 000	AF 2-08	0303 0212 000	orange/grey	black
COOLANT	AF 11-09	0303 0013 000	AF 4-09	0303 0113 000	AF 2-09	0303 0213 000	blue	black
BREATHING OXYGEN	AF 11-10	0303 0014 000	AF 4-10	0303 0114 000	AF 2-10	0303 0214 000	green	black
AIR CONDITIONING	AF 11-11	0303 0018 000	AF 4-11	0303 0118 000	AF 2-11	0303 0218 000	brown/grey	black
FIRE PROTECTION	AF 11-12	0303 0015 000	AF 4-12	0303 0115 000	AF 2-12	0303 0215 000	brown	black
DE-ICING	AF 11-13	0303 0016 000	AF 4-13	0303 0116 000	AF 2-13	0303 0216 000	grey	black
ROCKET CATALYST	AF 11-15	0303 0004 000	AF 4-15	0303 0104 000	AF 2-15	0303 0204 000	yellow/green	black
COMPRESSED GAS	AF 11-16	0303 0010 000	AF 4-16	0303 0110 000	AF 2-16	0303 0210 000	red	black
ELECTRICAL CONDUIT	AF 11-17	0303 0017 000	AF 4-17	0303 0117 000	AF 2-17	0303 0217 000	brown/orange	black
INERTING	AF 11-19	0303 0019 000	AF 4-19	0303 0119 000	AF 2-19	0303 0219 000	orange/green	black
SOLVENT	AF 11-20	0303 0006 000	AF 4-20	0303 0106 000	AF 2-20	0303 0206 000	blue/brown	black
MONOPROPELLANT	AF 11-21	0303 0005 000	AF 4-21	0303 0105 000	AF 2-21	0303 0205 000	yellow/orange	black
RAIN REPELLANT	AF 11-22	0303 0020 000	AF 4-22	0303 0120 000	AF 2-22	0303 0220 000	blue/grey	black
VACUUM	AF 11-23	0303 0021 000	AF 4-23	0303 0121 000	AF 2-23	0303 0221 000	grey/orange/grey	black
BATTERY ACTIVATOR	AF 11-24	0303 0022 000	AF 4-24	0303 0122 000	AF 2-24	0303 0222 000	yellow/grey	black
DRINKING WATER	AF 11-25	0303 0023 000	AF 4-25	0303 0123 000	AF 2-25	0303 0223 000	blue/green	black
WASTE	AF 11-26	0303 0024 000	AF 4-26	0303 0124 000	AF 2-26	0303 0224 000	burgundy/blue	black
FILTERED AIR	AF 11-27	0303 0025 000	AF 4-27	0303 0125 000	AF 2-27	0303 0225 000	green/red	black

• with further symbol - minimum of 10 identical cards

indication	card of 26 strips 10,5 x 58 mm type	card of 26 strips 10,5 x 58 mm article number	card of 10 strips 10,5 x 140 mm type	card of 10 strips 10,5 x 140 mm article number	card of 5 strips 10,5 x 280 mm type	card of 5 strips 10,5 x 280 mm article number	colours of strips	colours of symbol
WARNING SYMBOL (Skull and crossbones)	AF 26-14	0303 0320 000	AF 10-14	0303 0420 000	AF 5-14	0303 0520 000	white	black

• with further symbol - minimum of 10 identical cards

indication	card of 20 strips 13 x 58 mm type	card of 20 strips 13 x 58 mm article number	card of 8 strips 13 x 140 mm type	card of 8 strips 13 x 140 mm article number	card of 4 strips 13 x 280 mm type	card of 4 strips 13 x 280 mm article number	colours of strips	colours of symbol
DIRECTION OF FLOW (Directional arrow)	AF 20-18	0303 0621 000	AF 8-18	0303 0721 000	AF 4-18	0303 0821 000	white	black

Mylar SES-MARKERS®
for fluids on aircraft to NF L 40-200 and BS 5M 23 : 1987 (ISO/12 and STRABAG 3104 recommended)

SES-MARKERS®
in laminated Mylar

HF RoHS

With graphic symbols, colours and text - Print height 1,85 mm - minimum of 50 identical strips

FLUID	strip 25 x 280 mm type	strip 25 x 280 mm article number	colours of strips	colours of print
FUEL	**ML 1-01**	0306 0006 000	burgundy	black
ROCKET OXIDISER	**ML 1-02**	0306 0007 000	green/grey	black
ROCKET FUEL	**ML 1-03**	0306 0008 000	burgundy/grey	black
WATER INJECTION	**ML 1-04**	0306 0012 000	burg./grey /burg.	black
LUBRICATION	**ML 1-05**	0306 0001 000	yellow	black
HYDRAULIC	**ML 1-06**	0306 0013 000	blue/yellow	black
PNEUMATIC	**ML 1-07**	0306 0014 000	orange/blue	black
INSTRUMENT AIR	**ML 1-08**	0306 0015 000	orange/grey	black
COOLANT	**ML 1-09**	0306 0003 000	blue	black
BREATHING OXYGEN	**ML 1-10**	0306 0004 000	green	black
AIR CONDITIONING	**ML 1-11**	0306 0019 000	brown/grey	black
FIRE PROTECTION	**ML 1-12**	0306 0016 000	brown	black
DE-ICING	**ML 1-13**	0306 0005 000	grey	black
ROCKET CATALYST	**ML 1-15**	0306 0009 000	yellow/green	black
COMPRESSED GAS	**ML 1-16**	0306 0002 000	red	black
ELECTRICAL CONDUIT	**ML 1-17**	0306 0018 000	brown/orange	black
INERTING	**ML 1-19**	0306 0017 000	orange/green	black
SOLVENT	**ML 1-20**	0306 0011 000	blue/brown	black
MONOPROPELLANT	**ML 1-21**	0306 0010 000	yellow/orange	black
RAIN REPELLANT	**ML 1-22**	0306 0020 000	blue/grey	black
VACUUM	**ML 1-23**	0306 0021 000	grey/orange/grey	black
BATTERY ACTIVATOR	**ML 1-24**	0306 0022 000	yellow/grey	black
DRINKING WATER	**ML 1-25**	0306 0023 000	blue/green	black
WASTE	**ML 1-26**	0306 0024 000	burgundy/blue	black
FILTERED AIR	**ML 1-27**	0306 0025 000	green/red	black

• with further symbol - minimum of 50 identical strips

indication	strip 10 x 280 mm type	strip 10 x 280 mm article number	colours of strips	colours of symbol
WARNING SYMBOL (skull and crossbones)	**ML 1-14**	0306 0030 000	alu	black

• with further symbol - minimum of 50 identical strips

indication	strip 13 x 280 mm type	strip 13 x 280 mm article number	colours of strips	colours of symbols
DIRECTION OF FLOW (Directional arrow)	**ML 1-18**	0306 0040 000	alu	black

B4

Wire marker cassettes
SES-MARKERS®











SES-MARKERS® wire marker cassettes, modular

SES-MARKERS®

SES-MARKERS® wire marker cassettes

Material:	polypropylene (PP)
Capacity:	5 marker rolls
Dimensions:	L 50 mm - Ø 30 mm
Weight:	24 g (with 5 marker rolls)

Tapes in rolls

Material:	Polyester (PET)
Length:	2,70 m
Width:	5,5 mm
Number of legends:	600 per roll (approx.)



- Compact, light and handy cassette.
- The cassettes can be clipped end to end so that legends are combined in multiples of 5.
- Allows identification of cables of any diameter.
- Cutting blade built in.
- Self-adhesive tape of superior tack.
- White tape with black printed alpha, numeric, alphanumeric legend or symbols.
- Non printed coloured tapes (10 colours available).
- Special symbols produced on request.

type	article number	designation	
2400/0-9	0736 0010 000	set of 2 cassettes with legends from 0 to 9	1
2400	0736 0020 000	empty dispenser with axle	1
2410/0-4	0736 0030 000	dispenser with figures 0 to 4	1
2410/5-9	0736 0040 000	dispenser with figures 5 to 9	1
2410/COLOR	0736 0110 000	dispenser with 5 coloured rolls: red-yellow-green-blue-black	1

ROLLS (SINGLE)

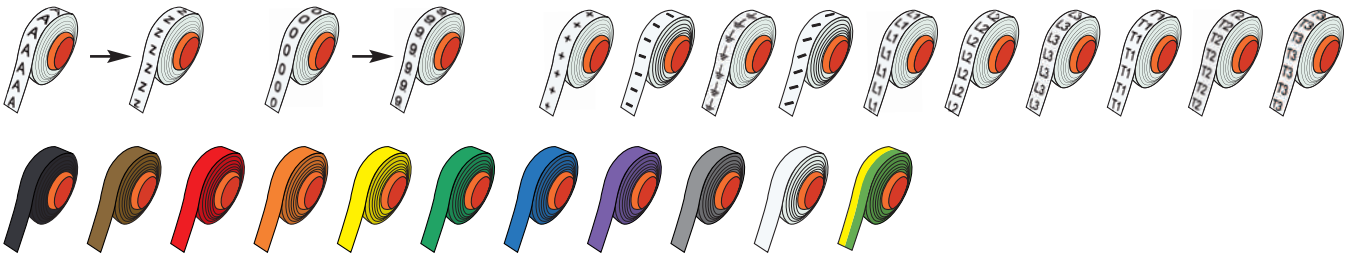

code colours

010	006	007	005	004	003	002	008	013	001	060
black	brown	red	orange	yellow	green	blue	violet	grey	white	yellow/green

code markers

A	0736 0120 001 A	B	0736 0120 001 B	C	0736 0120 001 C	D	0736 0120 001 D	E	0736 0120 001 E	F	0736 0120 001 F	G	0736 0120 001 G	H	0736 0120 001 H	I	0736 0120 001 I	J	0736 0120 001 J	K	0736 0120 001 K	L	0736 0120 001 L	M	0736 0120 001 M
N	0736 0120 001 N	O	0736 0120 001 O	P	0736 0120 001 P	Q	0736 0120 001 Q	R	0736 0120 001 R	S	0736 0120 001 S	T	0736 0120 001 T	U	0736 0120 001 U	V	0736 0120 001 V	W	0736 0120 001 W	X	0736 0120 001 X	Y	0736 0120 001 Y	Z	0736 0120 001 Z
0	0736 0120 001 0	1	0736 0120 001 1	2	0736 0120 001 2	3	0736 0120 001 3	4	0736 0120 001 4	5	0736 0120 001 5	6.	0736 0120 001 6	7	0736 0120 001 7	8	0736 0120 001 8	9.	0736 0120 001 9						
+	0736 0120 001 +	–	0736 0120 001 -	⏚	0736 0120 001 SYTE	/	0736 0120 001 /	L1	0736 0120 001 L1	L2	0736 0120 001 L2	L3	0736 0120 001 L3	T1	0736 0120 001 T1	T2	0736 0120 001 T2	T3	0736 0120 001 T3						
	0736 0130 010		0736 0130 006		0736 0130 007		0736 0130 005		0736 0130 004		0736 0130 003		0736 0130 002		0736 0130 008		0736 0130 013		0736 0130 001		0736 0130 060				

B5

Identification systems
PLIOGRAPH^PLUS









Identification system PLIOGRAPH^{PLUS}

Designed for marking electrical conductors, wires and cables, the PLIOGRAPH^{PLUS} process includes different types of markers to be mounted in our tubes and marker holders.

Advantages of the PLIOGRAPH^{PLUS} identification system:

- Preparation of the marking in the **workshop or on site**.
- Identification **before or after connection**, without dismantling the cable, provided that the empty marker holders are fixed to the cable beforehand.
- Marker holders are **integral with the conductor** and fit perfectly on it.
- Completely **transparent** marker holders ensure excellent readability.

page	type	material	operating temperatures	specifications	halogene free	
Case PLIOGRAPH^{PLUS}						
B5/1-01	Identification case PLIOGRAPH^{PLUS}					
Identifiction system PLIOGRAPH^{PLUS}						
B5/2-01	Marking rings types **150 and 200**	PVC	-20 to +90°C	2 width available	-	
B5/2-03	Labels **LMB**	PET	-20 to +60°C	printable with LASER printer	yes	
B5/2-04	Label **14-1177**	PC/ASA	-20 to +60°C	LASER marking UL94 V0	yes	
B5/2-04	Profil **M1P-M45**	PVC souple	-20 to +90°C	printable with PLIOSCRIB printer	-	
Marking carriers PLIOGRAPH^{PLUS}						
B5/3-01	Simple marking carriers	PVC	-20 to +90°C	for wires and cables from Ø 1,1 to 30 mm	-	
B5/3-02	Double marking carriers	PVC	-20 to +90°C	for wires and cables from Ø 1,5 à 30 mm	-	
B5/3-03	Marking carriers serie **PR**	EVA	-10 to +65°C	for wires and cables from Ø 1 à 9 mm	yes	
B5/3-03	Marking carriers serie **PRA**	PVC	-20 to +90°C	fixing with cable ties	-	
B5/3-04	Marking carriers serie **PRB**	PVC	-10 to +65°C	fixing with adhesive	-	
B5/3-04	Marking carriers serie **PRC**	PVC	-30 to +70°C	for cables up to 3.1 mm Ø.	-	
Accessories PLIOGRAPH^{PLUS}						
B5/4-01	Mounting tool	-		to compose the marker rings	-	
B5/4-01	Plate	-		for the distribution of marker rings	-	
B5/4-01	Empty comb	-		for 48 carrier holders	-	
B5/4-01	White marking pen	-		for the identification of the plates	-	



Special prints, logos... on request, on rings of 3, 7, 11, 14 or 22 mm length.

Identification case

PLIOGRAPH PLUS

Dimensions: 445 x 350 x 95 mm
Weight: 1,6 kg

Application: The PLIOGRAPH PLUS case is designed to store PLIOGRAPH PLUS marker rings, marker holders and accessories. With its basic equipment, it is the ideal solution to facilitate marking in the workshop or on site.
It is delivered without marker rings and marker holders to allow the user to adapt it to his needs.



type	article number	m
PLIOGRAPH PLUS case	0373 0010 000	1

Composition of the case:



1 short mounting tool
0373 0181 000



1 long mounting tool
0373 0182 000



1 double mounting tool
0373 0183 000



1 demounting tool
0373 0184 000



5 empty plates
0373 0176 000



1 plastic box with 4 compartments*
for storage of marker rings



2 crystal boxes*
for storing marker holders

* These items are not sold separately.

Marker rings

Types 150 et 200

Material: PVC

Operating temperatures: -20 to +90°C

Application: Designed to be mounted in our various PLIOGRAPH PLUS marker tubes, the marker rings are protected against friction, dust, dirt, fluids and chemicals. The marking can be changed at any time without disconnecting the cable.

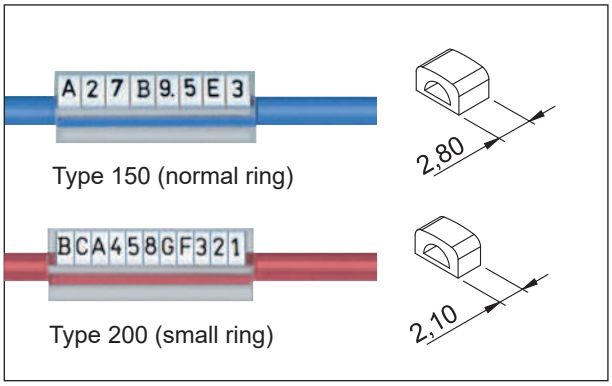

Marker booklet	Type 150	Type 200
Quantity of markers per booklet	150	200
Marker width	2,8 mm	2,1 mm
Marker height	3,8 mm	3,8 mm
Print height	2,1 mm	2,1 mm
Capacity of an marker tube length 25 mm	8	11



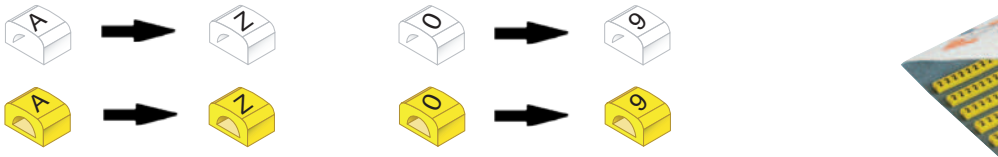



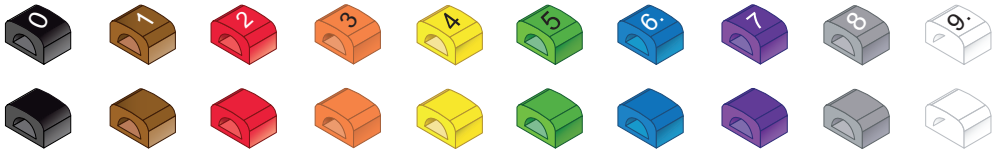

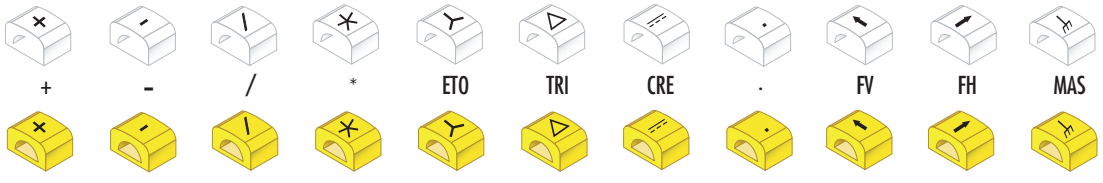

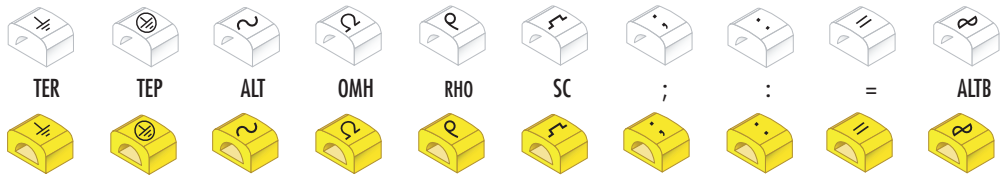

Marker rings

PLIOGRAPH PLUS

RoHS

Example for order:

code group	detail article	code colour	code marker
0373	0xxx	xxx	xxxx

Type 150 **2** 0373 0061 0072

Type 200 **E** 0373 0065 004E

code colour

010	006	007	005	004	003	002	008	013	001	015
black	brown	red	orange	yellow	green	blue	purple	grey	white	pink

code marker

		Type 150	Type 200
A	A	0373 0060 *** A	0373 0065 *** A
B	B	0373 0060 *** B	0373 0065 *** B
C	C	0373 0060 *** C	0373 0065 *** C
D	D	0373 0060 *** D	0373 0065 *** D
E	E	0373 0060 *** E	0373 0065 *** E
F	F	0373 0060 *** F	0373 0065 *** F
G	G	0373 0060 *** G	0373 0065 *** G
H	H	0373 0060 *** H	0373 0065 *** H
I	I	0373 0060 *** I	0373 0065 *** I
J	J	0373 0060 *** J	0373 0065 *** J
K	K	0373 0060 *** K	0373 0065 *** K
L	L	0373 0060 *** L	0373 0065 *** L
M	M	0373 0060 *** M	0373 0065 *** M
N	N	0373 0060 *** N	0373 0065 *** N
O	O	0373 0060 *** O	0373 0065 *** O
P	P	0373 0060 *** P	0373 0065 *** P
Q	Q	0373 0060 *** Q	0373 0065 *** Q
R	R	0373 0060 *** R	0373 0065 *** R
S	S	0373 0060 *** S	0373 0065 *** S
T	T	0373 0060 *** T	0373 0065 *** T
U	U	0373 0060 *** U	0373 0065 *** U
V	V	0373 0060 *** V	0373 0065 *** V
W	W	0373 0060 *** W	0373 0065 *** W
X	X	0373 0060 *** X	0373 0065 *** X
Y	Y	0373 0060 *** Y	0373 0065 *** Y
Z	Z	0373 0060 *** Z	0373 0065 *** Z

		Type 150	Type 200
0	0	0373 0061 *** 0	0373 0066 *** 0
1	1	0373 0061 *** 1	0373 0066 *** 1
2	2	0373 0061 *** 2	0373 0066 *** 2
3	3	0373 0061 *** 3	0373 0066 *** 3
4	4	0373 0061 *** 4	0373 0066 *** 4
5	5	0373 0061 *** 5	0373 0066 *** 5
6.	6.	0373 0061 *** 6	0373 0066 *** 6
7	7	0373 0061 *** 7	0373 0066 *** 7
8	8	0373 0061 *** 8	0373 0066 *** 8
9.	9.	0373 0061 *** 9	0373 0066 *** 9

	Type 150	Type 200
0	0373 0061 0100	0373 0066 0100
1	0373 0061 0061	0373 0066 0061
2	0373 0061 0072	0373 0066 0072
3	0373 0061 0053	0373 0066 0053
4	0373 0061 0044	0373 0066 0044
5	0373 0061 0035	0373 0066 0035
6.	0373 0061 0026	0373 0066 0026
7	0373 0061 0087	0373 0066 0087
8	0373 0061 0138	0373 0066 0138
9.	0373 0061 0019	0373 0066 0019

		Type 150	Type 200
+	+	0373 0063 *** +	0373 0068 *** +
−	−	0373 0063 *** -	0373 0068 *** -
/	/	0373 0063 *** /	0373 0068 *** /
*	*	0373 0063 *** *	0373 0068 *** *
ETO	ETO	0373 0063 *** ETO	0373 0068 *** ETO
TRI	TRI	0373 0063 *** TRI	0373 0068 *** TRI
CRE	CRE	0373 0063 *** CRE	0373 0068 *** CRE
.	.	0373 0063 *** .	0373 0068 *** .
FV	FV	0373 0063 *** FV	0373 0068 *** FV
FH	FH	0373 0063 *** FH	0373 0068 *** FH
MAS	MAS	0373 0063 *** MAS	0373 0068 *** MAS
TER	TER	0373 0063 *** TER	0373 0068 *** TER
TEP	TEP	0373 0063 *** TEP	0373 0068 *** TEP
ALT	ALT	0373 0063 *** ALT	0373 0068 *** ALT
ALTB	ALTB	0373 0063 *** ALTB	0373 0068 *** ALTB
Ω	Ω	0373 0063 *** OHM	0373 0068 *** OHM
ρ	ρ	0373 0063 *** RHO	0373 0068 *** RHO
SC	SC	0373 0063 *** SC	0373 0068 *** SC
;	;	0373 0063 *** ;	0373 0068 *** ;
:	:	0373 0063 *** :	0373 0068 *** :
=	=	0373 0063 *** =	0373 0068 *** =

	Type 150	Type 200
	0373 0062 010	0373 0067 010
	0373 0062 006	0373 0067 006
	0373 0062 007	0373 0067 007
	0373 0062 005	0373 0067 005
	0373 0062 004	0373 0067 004
	0373 0062 003	0373 0067 003
	0373 0062 002	0373 0067 002
	0373 0062 008	0373 0067 008
	0373 0062 013	0373 0067 013
	0373 0062 001	0373 0067 001
	0373 0062 015	0373 0067 015





Labels for carriers
LASER printed

PLIOGRAPH^{PLUS}

LMB

Material: PET
Operating temperatures: -20 to +60°C
Label thickness: 0,195 mm
Standard colours: white - yellow

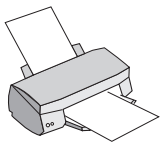

Specification:
- printed on a LASER printer
- double sided printing: 1 side colour white and 1 side colour yellow



Type	article number	dimensions label (mm)	no. labels / card	size of the card	
LMB 30/4,6	0373 0100 000	30 x 4,6	48	A5	10



Label LMB allows a personalised marking of your cables on a LASER printer. It slips easily into all our carriers PLIOGRAPH^{PLUS} thanks to its adapted form, and is maintained inside after installation and cut of the strip.



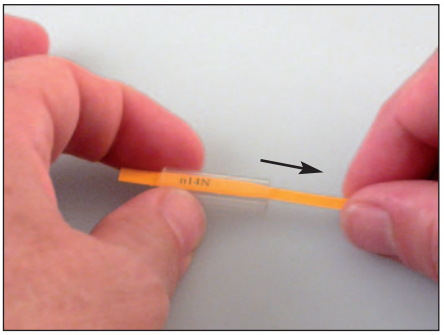

You can download the printing software PLIOMARK-PRINT for these labels on our web site:
www.ses-sterling.com, choose **Products**, then **Software and Media**.

Free version for printing text only or full version (30-day trial) for printing text, image, logo, barcode and QR-code (full licence: item code 0317 0003 000).

B5/3



B13/22: Licence Software PLIOMARK-PRINT V10.0

Label and profil
for carriers PLIOGRAPH^{PLUS}

PLIOGRAPH^{PLUS}

RoHS

14-1177

Material: PC/ASA
Colour: white
Operating temperatures: -20 to +60°C
Specification: halogene free

HF

Application: The 14-1177 labels are mounted in the 18 mm long PLIOGRAPH-^{PLUS} marker tubes (pages B5/3)

They can be marked with our indelible marker pens QUICK-MARKERS (page B1/7-01) or LASER engraved on request.



type	article number	designation	pces
14-1177	0378 0010 000	Label with 48 markers to print	20

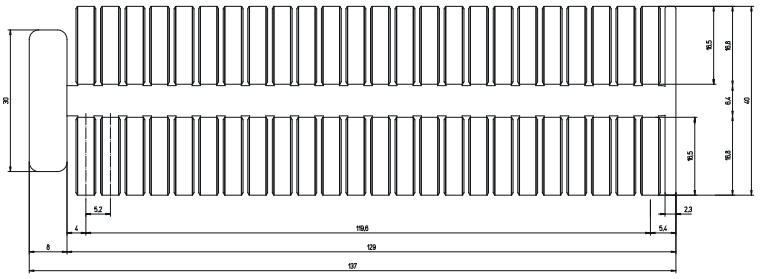

Laser LASER engraving in our workshops on request

M1P-M45

Material: PVC
Operating temperatures: -20 to +90°C

Application: This M1P-M45 profile, printable with our PLIOSCRIB printers, is mounted in the PLIOGRAPH^{PLUS} marker tubes and allows the identification of cables Ø 1.1 to 30 mm.



code colours

001	002	003	004	005	007
white	blue	green	yellow	orange	red

Example for order:

code group				detail article			code colour		
0	3	7	8	0	5	0	7	x	x	x

type	article number	m
M1P-M45	0378 0507 xxx	25



B5/3


B1/7-01


B13/21


PLIOGRAPH PLUS

Material: PVC
Colour: transparent
Operating temperatures: -20 to +90°C

Application: PLIOGRAPH PLUS carriers can be used to mark cables with PLIOGRAPH PLUS rings and labels, 14-1177 plates or M1P-M45 profiles.
Available in boxes, in lengths of 0.60 m for cutting as required.



type	article number	Ø wire o.d. mm	for number max. of legends Type 150	Type 200	pces
Transparent carriers length 10 mm (supplied in bags)					
33-100	0365 0101 000	1,1 - 3,3	3	4	100
45-100	0365 0102 000	1,5 - 4,5	3	4	100
80-100	0365 0103 000	3 - 8	3	4	100
130-100	0365 0104 000	6 - 13	3	4	100
220-100	0365 0105 000	10 - 22	3	4	100
Transparent carriers length 18 mm (supplied in bags)					
33-180	0365 0111 000	1,1 - 3,3	6	8	100
45-180	0365 0112 000	1,5 - 4,5	6	8	100
80-180	0365 0113 000	3 - 8	6	8	100
130-180	0365 0114 000	6 - 13	6	8	100
220-180	0365 0115 000	10 - 22	6	8	100
Transparent carriers length 25 mm (supplied in bags)					
33-250	0365 0121 000	1,1 - 3,3	8	11	100
45-250	0365 0122 000	1,5 - 4,5	8	11	100
80-250	0365 0123 000	3 - 8	8	11	100
130-250	0365 0124 000	6 - 13	8	11	100
220-250	0365 0125 000	10 - 22	8	11	100
Transparent carriers length 32 mm (supplied in bags)					
33-320	0365 0131 000	1,1 - 3,3	10	14	100
45-320	0365 0132 000	1,5 - 4,5	10	14	100
80-320	0365 0133 000	3 - 8	10	14	100
130-320	0365 0134 000	6 - 13	10	14	100
220-320	0365 0135 000	10 - 22	10	14	100
300-320	0365 0136 000	13 - 30	10	14	100
Transparent carriers in length 0,60 m for markings requiring lengths greater than shown above (supplied in boxes)					
33-0	0365 0151 000	1,1 - 3,3			45
45-0	0365 0152 000	1,5 - 4,5			28
80-0	0365 0153 000	3 - 8			18
130-0	0365 0154 000	6 - 13			12
220-0	0365 0155 000	10 - 22			6
300-0	0365 0156 000	13 - 30			3

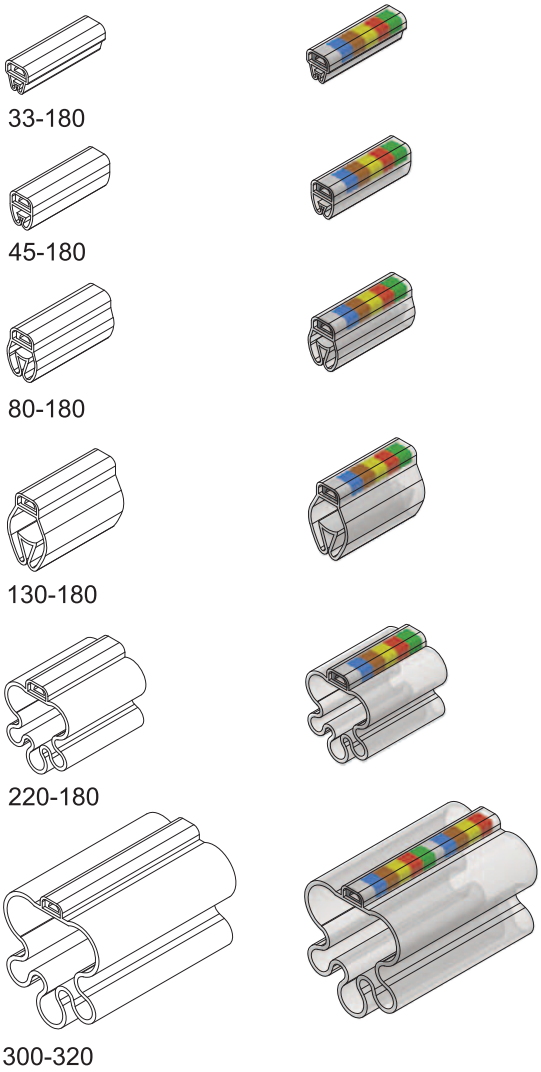

B5/2-01 B5/2-03 B5/2-04 B5/2-04






Double carriers

PLIOGRAPH PLUS

Material: PVC
Colours: transparent
Operating temperatures: -20 bis +90°C

Application: PLIOGRAPH PLUS carriers can be used to mark cables with PLIOGRAPH PLUS rings and labels, 14-1177 plates or M1P-M45 profiles.
This double system allows for 2-sided marking.



type	article number	Ø wire o.d. mm	for number max. of legends Type 150	Type 200	pces
Transparent carriers length 10 mm					
45D-100	0365 0302 000	1,5 - 4,5	2x 3	2x 4	100
80D-100	0365 0303 000	3 - 8	2x 3	2x 4	100
130D-100	0365 0304 000	6 - 13	2x 3	2x 4	100
220D-100	0365 0305 000	10 - 22	2x 3	2x 4	100
Transparent carriers length 18 mm					
45D-180	0365 0312 000	1,5 - 4,5	2x 6	2x 8	100
80D-180	0365 0313 000	3 - 8	2x 6	2x 8	100
130D-180	0365 0314 000	6 - 13	2x 6	2x 8	100
220D-180	0365 0315 000	10 - 22	2x 6	2x 8	100
Transparent carriers length 25 mm					
45D-250	0365 0322 000	1,5 - 4,5	2x 8	2x 11	100
80D-250	0365 0323 000	3 - 8	2x 8	2x 11	100
130D-250	0365 0324 000	6 - 13	2x 8	2x 11	100
220D-250	0365 0325 000	10 - 22	2x 8	2x 11	100
Transparent carriers length 32 mm					
45D-320	0365 0332 000	1,5 - 4,5	2x 10	2x 14	100
80D-320	0365 0333 000	3 - 8	2x 10	2x 14	100
130D-320	0365 0334 000	6 - 13	2x 10	2x 14	100
220D-320	0365 0335 000	10 - 22	2x 10	2x 14	100
300D-320	0365 0336 000	13 - 30	2x 10	2x 14	100

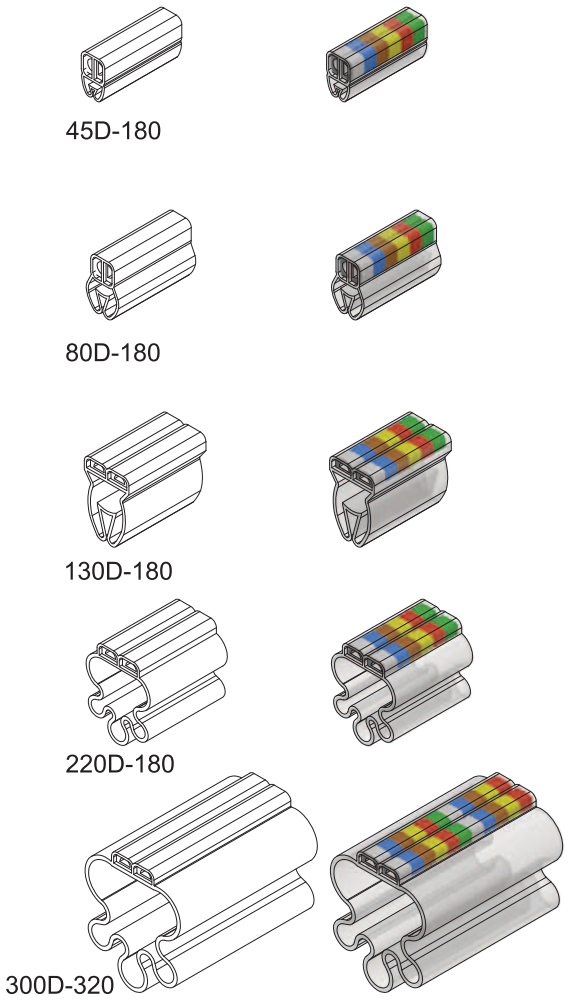

B5/2-01 B5/2-03 B5/2-04 B5/2-04






Carriers
series PR and PRA

PLIOGRAPH PLUS

RoHS

PR

Material: EVA
Colours: transparent
Operating temperatures: -10 to +65°C
Specification: halogen free

HF

Application: The design of these PR marker holders is such that the marking always remains straight, even if the cable is bent at the exit of the connection.
They have a ring rib for wires and cables from 1 to 9 mm Ø.



type	article number	Ø wire o.d. mm	for number max. of legends Type 150	Type 200	length L mm	pces
PR 30-17	0373 0910 000	1 - 3	6	8	17	100
PR 30-22	0373 0911 000	1 - 3	7	9	22	100
PR 50-17	0373 0912 000	2 - 5	6	8	17	100
PR 90-17	0373 0913 000	4 - 9	6	8	17	100



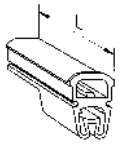

PRA

Material: PVC
Colour: transparent
Operating temperatures: -20 to + 90°C

Application : PRA marker tube for marking large diameter cable bundles and tubes. Fastened with clips less than 7 mm wide.



type	code article	for number max. of legends Type 150	Type 200	Length mm	pces
PRA 20-6	0373 0930 000	6	9	20	100
PRA 40-12	0373 0931 000	13	18	40	100



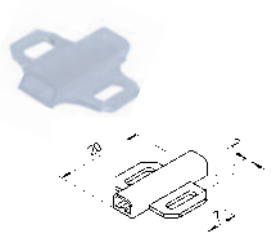

B5/2-01



B5/2-03



B5/2-04



B5/2-04



PLIOGRAPH^{PLUS} carriers
series PRB and PRC

PLIOGRAPH^{PLUS}

RoHS

PRB

Material: PVC

Colour: base: white
holder: transparent

Fixation: double-sided adhesive tape (supplied)

Operating temperatures: -10 to +65°C

Applications: adhesive carriers for marking bollards, conduits, equipment, etc.



type	article number	for number max. of legends Type 150	Type 200	length L mm	pces
PRB 10-3	0373 0932 000	3	4	10	100
PRB 18-5	0373 0933 000	6	8	18	100



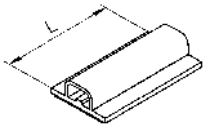

B5/2-01



B5/2-03



B5/2-04



B5/2-04



PRC

Material: PVC

Colour: base: white
holder: transparent

Operating temperatures: -30 to +70°C
Instalation temperatures: > +10°C

Application: PRC carriers have a rigid part for fixing and locking to the cable and a transparent flexible part for inserting the markers.

They are composed of two housings for double marking, before or after connection with a guarantee of hold over time by the locking system.

Available in 2 lengths, they can be used to identify cables from Ø 0.5 to 3.1 mm.

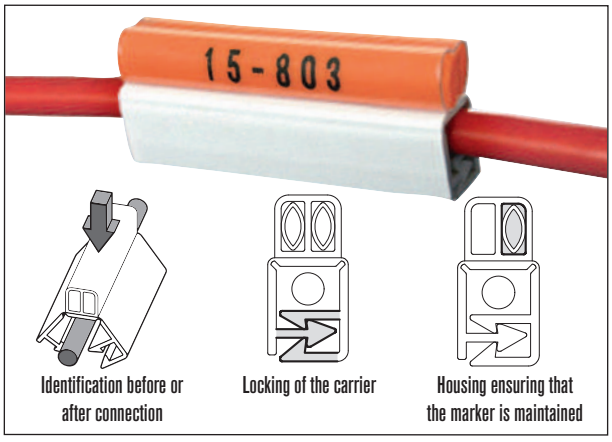

type	article number	Ø wire o.d. mm	length L mm	pces
PRC 25	0377 0801 000	0,5 - 3,1	25	100
PRC 32	0377 0802 000		32	100



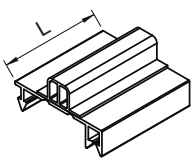

B13/21-01



B5/2-04



B5/4-01



• Mounting and demounting tool PLIOGRAPH PLUS

- with a prong of 17 mm, to mount **up to 5 markers.**
- with a prong of 25 mm, to mount **up to 8 markers.**
- with two prongs of 17 mm, to mount **simultaneous 2 markers.**
- with two prongs of 25 mm, to mount **simultaneous 2 markers.**

Demounting tool to remove markers for modifications.



type	article number	pce
Short mounting tool (17 mm) PLIOGRAPH PLUS	0373 0181 000	1
Long mounting tool (25 mm) PLIOGRAPH PLUS	0373 0182 000	1
Double mounting tool (17 mm) PLIOGRAPH PLUS	0373 0183 000	1
Double mounting tool (25 mm) PLIOGRAPH PLUS	0373 0185 000	1
Demouting tool PLIOGRAPH PLUS	0373 0184 000	1

• PLIOGRAPH PLUS plate for the distribution of PLIOGRAPH PLUS markers

Empty plate
One plate is available for 40 rows



type	article number	pce
Empty plate PLIOGRAPH PLUS	0373 0176 000	1

• Double comb for 48 carriers

Double naked comb for the preparation of the marking outside the installation site.



type	article number	designation	pce
45	0373 0341 000	Empty comb for carriers 45-100 / 45-180 / 45-250	10
80	0373 0342 000	Empty comb for carriers 80-100 / 80-180 / 80-250	10

• White marking pen

White marker pen PLIO-780 for the identification of the comb.



type	article number	colour	Nylon point	pce
PLIO-780	0307 0504 001	blanc	fine	1

B6

Polychloroprene wire markers











Pages	B6/1	B6/2	B6/3
	HELAVIA-TWIN HELAVIA® LASER-ONE	**HELAVIA-RELIEF**	**SILAVIA-TWIN SILAVIA LASER-ONE**
Profile	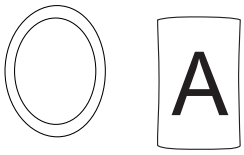		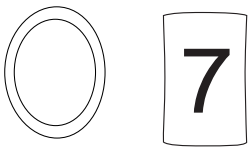
Material	polychloroprene	polychloroprene	silicone
Operating temperatures	-40 to +90°C	-40 to +90°C	-80 to +200°C
For wires Ø	1,2 to 14 mm (HELAVIA-TWIN) 1,2 to 5,5 mm (HELAVIA® LASER-ONE)	2 to 14 mm	1,3 to 13 mm (HELAVIA-TWIN) 1,3 to 5 mm (HELAVIA® LASER-ONE)
Marking and colour of the wire marker	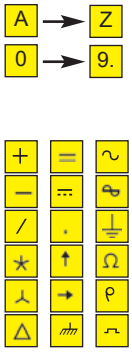	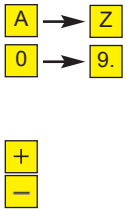	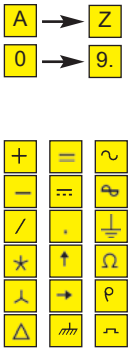

HELAVIA®-TWIN markers
polychloroprene semi-cut

HELAVIA®-TWIN

RoHS

HELAVIA-TWIN

Material:		polychloroprene
Standard colour:		yellow
Temperature of use:		-40 to +90°C
Shore hardness A:		40 ±5
Resistance	**to light :**	good
	to ozone :	good
	to petrol:	good
	to tearing:	good
Flame resistance:		V0 UL94
Dielectric strength:		> 13 kV/mm
Specifications:		black print on both sides protected by a coat

Application: the markers give a neat professional appearance. Due to their great elasticity and thin wall, they close fit the cable and remain firmly in position.



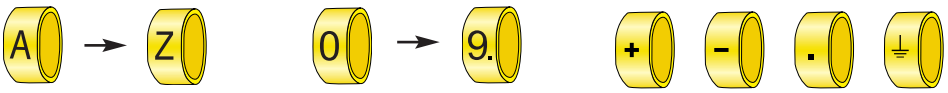

Example for order:

code group	detail article	code colour	code marker
0352	0xxx	004	xxxx

HT-0 standard pack **B** 0352 0011 004 B

detail article

type	standard pack (1) article number	pces	bulk pack (1) article number	pces	for wires Ø (mm)	width of the markers mm	print height mm
HT-0	0352 0011 004 ***	100	0352 0001 004 ***	1000	1,2 ... 2	3,8	1,8
HT-1	0352 0012 004 ***	100	0352 0002 004 ***	1000	2 ... 3,5	3,8 ... 5,5	2,6
HT-1bis (2)	0352 0017 004 ***	100	0352 0007 004 ***	1000	2,5 ... 3,5	3,8 ... 5,5	2,6
HT-2	0352 0013 004 ***	100	0352 0003 004 ***	1000	3 ... 5,5	3,8 ... 5,5	2,6
HT-3	0352 0014 004 ***	100	0352 0004 004 ***	500	5 ... 8	4,9 ... 6,5	3,7
HT-4	0352 0015 004 ***	100	0352 0005 004 ***	500	7,5 ... 11	4,9 ... 6,5	3,7
HT-5	0352 0016 004 ***	100	0352 0006 004 ***	500	10 ... 14	6 ... 7,9	6,3

(1) pack per type and legend (2) with reinforced wall

code markers

A	0352 0*** 004 A	N	0352 0*** 004 N	0	0352 0*** 004 0	+	0352 0*** 004 +
B	0352 0*** 004 B	O	0352 0*** 004 O	1	0352 0*** 004 1	–	0352 0*** 004 -
C	0352 0*** 004 C	P	0352 0*** 004 P	2	0352 0*** 004 2	▪	0352 0*** 004 .
D	0352 0*** 004 D	Q	0352 0*** 004 Q	3	0352 0*** 004 3	⏚	0352 0*** 004 TER
E	0352 0*** 004 E	R	0352 0*** 004 R	4	0352 0*** 004 4		
F	0352 0*** 004 F	S	0352 0*** 004 S	5	0352 0*** 004 5		
G	0352 0*** 004 G	T	0352 0*** 004 T	6.	0352 0*** 004 6		
H	0352 0*** 004 H	U	0352 0*** 004 U	7	0352 0*** 004 7		
I	0352 0*** 004 I	V	0352 0*** 004 V	8	0352 0*** 004 8		
J	0352 0*** 004 J	W	0352 0*** 004 W	9.	0352 0*** 004 9		
K	0352 0*** 004 K	X	0352 0*** 004 X				
L	0352 0*** 004 L	Y	0352 0*** 004 Y				
M	0352 0*** 004 M	Z	0352 0*** 004 Z				

Other symbols on request

D1/0



HELAVIA LASER-ONE

Material:		polychloroprene
Standard colour:		yellow
Temperature of use:		-40 to +90°C
Shore hardness A:		40 ±5
Resistance	**to light :**	good
	to ozone :	good
	to petrol:	good
	to tearing:	good
Flame resistance:		V0 UL94
Dielectric strength:		> 13 kV/mm
Specifications:		LASER engraved on 1 side

Application: LASER-ONE marking rings allow cable identification prior to connection. The identification is clean, indelible and unalterable.



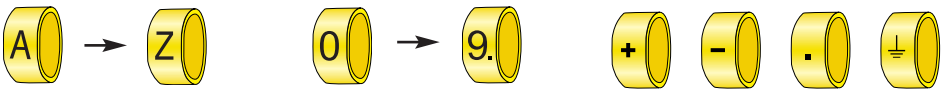

Example for order:

code group	detail article	code colour	code marker
0 3 3 2	0 x x x	0 0 4	x x x x

HLO-1 **F** 0 3 3 2 0 0 0 2 0 0 4 F

detail article

type	article number	for wires Ø (mm)	marker width mm	print height mm	pces (1)
HLO-0	0332 0001 004 ***	1,2 ... 2	4	1,5	100
HLO-1	0332 0002 004 ***	2 ... 3,5	4	2	100
HLO-1bis (2)	0332 0007 004 ***	2,5 ... 3,5	5	2,1	100
HLO-2	0332 0003 004 ***	3 ... 5,5	5	2,3	100

(1) pack per type and legend (2) with reinforced wall

code markers

A	0332 0*** 004 A	N	0332 0*** 004 N	0	0332 0*** 004 0	+	0332 0*** 004 +
B	0332 0*** 004 B	O	0332 0*** 004 O	1	0332 0*** 004 1	–	0332 0*** 004 -
C	0332 0*** 004 C	P	0332 0*** 004 P	2	0332 0*** 004 2	▪	0332 0*** 004 .
D	0332 0*** 004 D	Q	0332 0*** 004 Q	3	0332 0*** 004 3	⏚	0332 0*** 004 TER
E	0332 0*** 004 E	R	0332 0*** 004 R	4	0332 0*** 004 4		
F	0332 0*** 004 F	S	0332 0*** 004 S	5	0332 0*** 004 5		
G	0332 0*** 004 G	T	0332 0*** 004 T	6.	0332 0*** 004 6		
H	0332 0*** 004 H	U	0332 0*** 004 U	7	0332 0*** 004 7		
I	0332 0*** 004 I	V	0332 0*** 004 V	8	0332 0*** 004 8		
J	0332 0*** 004 J	W	0332 0*** 004 W	9.	0332 0*** 004 9		
K	0332 0*** 004 K	X	0332 0*** 004 X				
L	0332 0*** 004 L	Y	0332 0*** 004 Y				
M	0332 0*** 004 M	Z	0332 0*** 004 Z				

Other symbols on request

D1/1-03



HELAVIA-RELIEF

Material:		polychloroprene
Standard colour:		yellow
Temperatures of use:		-40 to +90°C
Shore hardness A:		30 +/-5
Resistance	**to light:**	good
	to ozone:	good
	to tearing:	good
Dielectric strength:		> 13 kV/mm
Specification:		HB UL94 - FMVSS302
Specifications:		raised legends on 1 side - black-colou -red

Application: HELAVIA markers are moulded with raised legends. Legends can even be read when they are covered with dust deposits, ink, coloured liquids or other products.



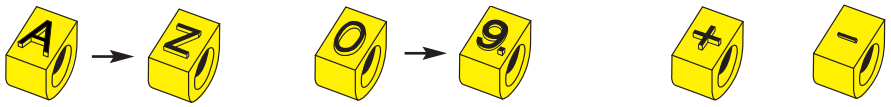

Example for order:

code group	detail article	code colour	code marker
0251	0xxx	004	xxxx

HR-1 C 0251 0001 004 C

detail article

type	article number	for wires Ø (mm)	marker width mm	print height mm	pces
HR-1	0251 0001 004 ***	2 ... 3,5	3	3	100
HR-2	0251 0002 004 ***	3 ... 6	4	3,8	100
HR-3	0251 0003 004 ***	6 ... 8,5	5	5,5	100
HR-4	0251 0004 004 ***	8,5 ... 10,5	6	6,5	100
HR-5	0251 0005 004 ***	10,5 ... 14	8	9	100

code markers

A	0251 0*** 004 A	N	0251 0*** 004 N	0	0251 0*** 004 0	+	0251 0*** 004 +
B	0251 0*** 004 B	O	0251 0*** 004 O	1	0251 0*** 004 1	–	0251 0*** 004 -
C	0251 0*** 004 C	P	0251 0*** 004 P	2	0251 0*** 004 2		
D	0251 0*** 004 D	Q	0251 0*** 004 Q	3	0251 0*** 004 3		
E	0251 0*** 004 E	R	0251 0*** 004 R	4	0251 0*** 004 4		
F	0251 0*** 004 F	S	0251 0*** 004 S	5	0251 0*** 004 5		
G	0251 0*** 004 G	T	0251 0*** 004 T	6.	0251 0*** 004 6		
H	0251 0*** 004 H	U	0251 0*** 004 U	7	0251 0*** 004 7		
I	0251 0*** 004 I	V	0251 0*** 004 V	8	0251 0*** 004 8		
J	0251 0*** 004 J	W	0251 0*** 004 W	9.	0251 0*** 004 9		
K	0251 0*** 004 K	X	0251 0*** 004 X				
L	0251 0*** 004 L	Y	0251 0*** 004 Y				
M	0251 0*** 004 M	Z	0251 0*** 004 Z				

D1/0



SILAVIA-TWIN markers
semi-cut

SILAVIA-TWIN

Material:		silicone
Standard colour:		yellow
Temperatures of use:		-80 to +200°C
Shore hardness A:		40+5
Dielectric strength:		18 kV / mm
Resistance	**to light:**	good
	to ozone:	very good
Specifications:		black print on both sides protected by a coat

Application: the markers give a neat professional appearance. Due to their great elasticity and thin wall, they close fit the cable and remain firmly in position.



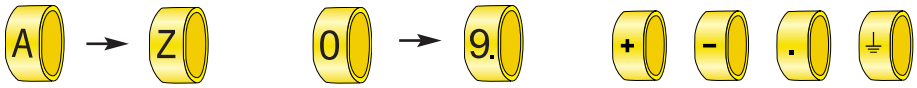

Example for order:

code group	detail article	code colour	code marker
0364	0xxx	004	xxxx

ST-5  0364 0006 004 TER

detail article

type	article number	for wires Ø (mm)	marker width mm	print height mm	pces
ST- 0	0364 0001 004 ***	1,3 ... 2	3,9	1,8	100
ST- 1	0364 0002 004 ***	1,8 ... 3	3,9 ... 5,7	2,6	100
ST- 2	0364 0003 004 ***	3 ... 5	3,9 ... 5,7	2,6	100
ST- 3	0364 0004 004 ***	5 ... 7,5	4,9 ... 6,5	3,7	100
ST- 4	0364 0005 004 ***	7,5 ... 10	4,9 ... 6,5	3,7	100
ST- 5	0364 0006 004 ***	10 ... 13	6 ... 7,9	6,3	100

code markers

A	0364 0*** 004 A	N	0364 0*** 004 N	0	0364 0*** 004 0	+	0364 0*** 004 +
B	0364 0*** 004 B	O	0364 0*** 004 O	1	0364 0*** 004 1	–	0364 0*** 004 -
C	0364 0*** 004 C	P	0364 0*** 004 P	2	0364 0*** 004 2	▪	0364 0*** 004 .
D	0364 0*** 004 D	Q	0364 0*** 004 Q	3	0364 0*** 004 3	⏚	0364 0*** 004 TER
E	0364 0*** 004 E	R	0364 0*** 004 R	4	0364 0*** 004 4		
F	0364 0*** 004 F	S	0364 0*** 004 S	5	0364 0*** 004 5		
G	0364 0*** 004 G	T	0364 0*** 004 T	6.	0364 0*** 004 6		
H	0364 0*** 004 H	U	0364 0*** 004 U	7	0364 0*** 004 7		
I	0364 0*** 004 I	V	0364 0*** 004 V	8	0364 0*** 004 8		
J	0364 0*** 004 J	W	0364 0*** 004 W	9.	0364 0*** 004 9		
K	0364 0*** 004 K	X	0364 0*** 004 X				
L	0364 0*** 004 L	Y	0364 0*** 004 Y				
M	0364 0*** 004 M	Z	0364 0*** 004 Z				

Other symbols on request

D1/0



SILAVIA LASER-ONE markers
semi-cut

SILAVIA LASER-ONE

SILAVIA LASER-ONE

Material:		silicone
Standard colour:		yellow
Temperatures of use:		-80 to +200°C
Shore hardness A:		40+5
Dielectric strength:		18 kV / mm
Resistance	**to light:**	good
	to ozone:	very good
Specifications:		laser engraved on 1 side

Application: The SILAVIA LASER-ONE marking rings allow cable identification prior to connection, in extreme temperature environments or for outdoor applications. The identification is clean, indelible and unalterable.



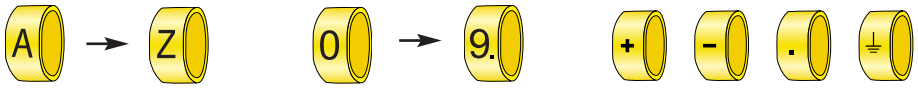

Example for order:

code group	detail article	code colour	code marker
0334	0xxx	004	xxx

SLO-2  0334 0003 004 TER

detail article

type	article number	for wires Ø (mm)	marker width mm	print height mm	pces[1]
SLO-0	0334 0001 004 ***	1,3 ... 2	4	1,5	100
SLO-1	0334 0002 004 ***	1,8 ... 3	4	2	100
SLO-2	0334 0003 004 ***	3 ... 5	5	2,3	100

[1] pack per type and legend

code markers

A	0334 0*** 004 A	N	0334 0*** 004 N	0	0334 0*** 004 0	+	0334 0*** 004 +
B	0334 0*** 004 B	O	0334 0*** 004 O	1	0334 0*** 004 1	–	0334 0*** 004 -
C	0334 0*** 004 C	P	0334 0*** 004 P	2	0334 0*** 004 2	▪	0334 0*** 004 .
D	0334 0*** 004 D	Q	0334 0*** 004 Q	3	0334 0*** 004 3	⏚	0334 0*** 004 TER
E	0334 0*** 004 E	R	0334 0*** 004 R	4	0334 0*** 004 4		
F	0334 0*** 004 F	S	0334 0*** 004 S	5	0334 0*** 004 5		
G	0334 0*** 004 G	T	0334 0*** 004 T	6.	0334 0*** 004 6		
H	0334 0*** 004 H	U	0334 0*** 004 U	7	0334 0*** 004 7		
I	0334 0*** 004 I	V	0334 0*** 004 V	8	0334 0*** 004 8		
J	0334 0*** 004 J	W	0334 0*** 004 W	9.	0334 0*** 004 9		
K	0334 0*** 004 K	X	0334 0*** 004 X				
L	0334 0*** 004 L	Y	0334 0*** 004 Y				
M	0334 0*** 004 M	Z	0334 0*** 004 Z				

Other symbols on request

D1/1-03



B7

PLIO® wire markers













PLIO-V-MARKERS oval markers
in semi-cut pull-off form

PLIO-V-MARKERS

Material:	flexible PVC
Operating temperatures:	-20 to +90°C
Hardness Shore A:	80 ± 3
Tensile strength at break:	18 MPa
Ultimate elongation:	250 %
Dielectric strength:	> 20 kV/mm
Flame resistance:	V0 UL94

Application: to identify wires and cables of o.d. 0,6 to 8 mm.



- Can be easily applied due to their **oval shape.**
- **No tool** is required.
- The **chevron edge** allows **exact lining up of the legends.**
- Marking of the cable can be done **before and during the connection.**
- Available **in flat reels** which can be placed side by side to allow easy storage and ensure protection of the markers.
- **Dispensers** are available to group reels together, ideal for **on site use.**

















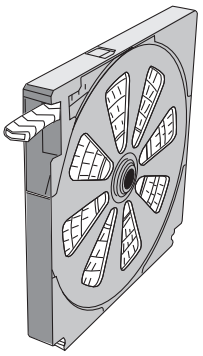

Other symbols upon request.

B7/3-01



only for V-65

B7/4-05



PLIO-V-MARKERS oval markers
in semi-cut pull-off form

PLIO-V-MARKERS oval markers

Example for order:

code group	detail article	code colour	code marker
0360	0xxx	xxx	xxxx

V-09	F	0360 0101 015 F
V-16	⏚	0360 0103 015 TER
V-37	3	0360 0207 005 3
V-65		0360 0311 004

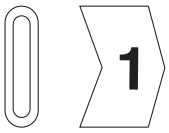

detail article

type	pink	article number international code	unprinted markers	for cables Ø mm	sections mm²	rings
V-09	0360 0101 015 ***	0360 0201 *** ***	0360 0301 ***	0,6 - 0,8	0,4	1000
V-11	0360 0102 015 ***	0360 0202 *** ***	0360 0302 ***	0,8 - 1,1	0,4	1000
V-16	0360 0103 015 ***	0360 0203 *** ***	0360 0303 ***	1,1 - 1,5	0,4	1000
V-22	0360 0104 015 ***	0360 0204 *** ***	0360 0304 ***	1,3 - 2	0,5	1000
V-27	0360 0105 015 ***	0360 0205 *** ***	0360 0305 ***	1,6 - 2,5	0,75 - 1	500
V-30	0360 0112 015 ***	0360 0206 *** ***	0360 0306 ***	2,1 - 2,8	0,75 - 1	1000
V-37	0360 0106 015 ***	0360 0207 *** ***	0360 0307 ***	2,3 - 3,4	1 - 1,5 - 2,5	500
V-40	0360 0107 015 ***	0360 0208 *** ***	0360 0308 ***	2,8 - 4,2	1,5 - 2,5 - 4	500
V-50	0360 0108 015 ***	0360 0209 *** ***	0360 0309 ***	3,4 - 4,9	4 - 6	500
V-60	0360 0109 015 ***	0360 0210 *** ***	0360 0310 ***	3,9 - 5,7	6 - 10	500
V-65	0360 0110 015 ***	0360 0211 *** ***	0360 0311 ***	4,2 - 6,6	10 - 16	500
V-80*	0360 0111 015 ***	0360 0212 *** ***	0360 0312 ***	4,6 - 7,9	16	100

* available in bags of 5 bars with 20 markers.

code colours

010	006	007	005	004	003	002	008	013	001	015
black	brown	red	orange	yellow	green	blue	violet	grey	white	pink

code markers

A	0360 0*** 015 A
B	0360 0*** 015 B
C	0360 0*** 015 C
D	0360 0*** 015 D
E	0360 0*** 015 E
F	0360 0*** 015 F
G	0360 0*** 015 G
H	0360 0*** 015 H
I	0360 0*** 015 I
J	0360 0*** 015 J
K	0360 0*** 015 K
L	0360 0*** 015 L
M	0360 0*** 015 M
N	0360 0*** 015 N
O	0360 0*** 015 O
P	0360 0*** 015 P
Q	0360 0*** 015 Q
R	0360 0*** 015 R
S	0360 0*** 015 S
T	0360 0*** 015 T
U	0360 0*** 015 U
V	0360 0*** 015 V
W	0360 0*** 015 W
X	0360 0*** 015 X
Y	0360 0*** 015 Y
Z	0360 0*** 015 Z

0	0360 0*** 015 0
1	0360 0*** 015 1
2	0360 0*** 015 2
3	0360 0*** 015 3
4	0360 0*** 015 4
5	0360 0*** 015 5
6.	0360 0*** 015 6
7	0360 0*** 015 7
8	0360 0*** 015 8
9.	0360 0*** 015 9

+	0360 0*** 015 +
–	0360 0*** 015 -
·	0360 0*** 015 .
=	0360 0*** 015 =
✶	0360 0*** 015 *
/	0360 0*** 015 /
⏚	0360 0*** 015 TER
~	0360 0*** 015 ALT
Ω	0360 0*** 015 OHM

0	0360 0*** 010 0
1	0360 0*** 006 1
2	0360 0*** 007 2
3	0360 0*** 005 3
4	0360 0*** 004 4
5	0360 0*** 003 5
6.	0360 0*** 002 6
7	0360 0*** 008 7
8	0360 0*** 013 8
9.	0360 0*** 001 9

+	0360 0*** 007+
–	0360 0*** 002-

	0360 0*** 010
	0360 0*** 006
	0360 0*** 007
	0360 0*** 005
	0360 0*** 004
	0360 0*** 003
	0360 0*** 002
	0360 0*** 008
	0360 0*** 013
	0360 0*** 001
	0360 0*** 015

PLIO-M-MARKERS oval markers

PLIO-M-MARKERS

Material:	flexible PVC
Operating temperatures:	-20 to +90°C
Hardness Shore A:	80 ± 3
Tensile strength at break:	18 MPa
Ultimate elongation:	250 %
Dielectric strength:	> 20 kV/mm
Flame resistance:	V0 UL94

Application: to identify wires and cables of o.d. 0,6 to 8 mm.



- Can be easily applied due to their **oval shape.**
- **No tool** is required: their form makes it possible to obtain **self-alignment.**
- **Interdependent** of the conductor to which they adapt perfectly, marking with rings PLIO-M-MARKERS must be done **before the connection** of the conductors.
- SES-STERLING offers **special LASER printing** direct from computer data (please consult us).
- The PLIO-M-MARKERS oval markers can be delivered in TPU, quality flame resistant, halogen-free (see characteristics on page B7/3-06).

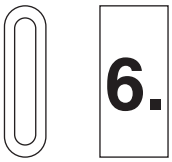

















Other symbols upon request.

B7/3-01



only for M-65

B7/4-05



PLIO-M-MARKERS oval markers

Example for order:

code group	detail article	code colour	code marker
0362	0xxx	xxx	xxxx

M-09	F	0362 0001 001 F
M-16	⏚	0362 0009 001 TER
M-37	3	0362 0015 005 3
M-65		0362 0250 004

0 **6.**

detail article

type	white	article number international code	unprinted markers	for cables Ø mm	sections mm²	rings
M-09	0362 0001 001 ***	0362 0011 *** ***	0362 0111 ***	0,6 - 0,8	0,4	1000
M-11	0362 0002 001 ***	0362 0012 *** ***	0362 0112 ***	0,8 - 1,1	0,4	1000
M-16	0362 0009 001 ***	0362 0019 *** ***	0362 0119 ***	1,1 - 1,5	0,4	1000
M-22	0362 0003 001 ***	0362 0013 *** ***	0362 0113 ***	1,3 - 2,0	0,5	1000
M-27	0362 0004 001 ***	0362 0014 *** ***	0362 0114 ***	1,6 - 2,5	0,75 - 1	1000
M-37	0362 0005 001 ***	0362 0015 *** ***	0362 0115 ***	2,3 - 3,4	1 - 1,5 - 2,5	1000
M-40	0362 0006 001 ***	0362 0016 *** ***	0362 0116 ***	2,8 - 4,2	1,5 - 2,5 - 4	1000
M-50	0362 0007 001 ***	0362 0017 *** ***	0362 0117 ***	3,4 - 4,9	4 - 6	1000
M-60	0362 0008 001 ***	0362 0018 *** ***	0362 0118 ***	3,9 - 5,7	6 - 10	100
M-65	0362 0050 001 ***	0362 0150 *** ***	0362 0250 ***	4,2 - 6,6	10 - 16	100
M-80	0362 0060 001 ***	0362 0160 *** ***	0362 0260 ***	4,6 - 7,9	16	100

code colours

010	006	007	005	004	003	002	008	013	001	015
black	brown	red	orange	yellow	green	blue	violet	grey	white	pink

code markers

A	0362 0*** 001 A
B	0362 0*** 001 B
C	0362 0*** 001 C
D	0362 0*** 001 D
E	0362 0*** 001 E
F	0362 0*** 001 F
G	0362 0*** 001 G
H	0362 0*** 001 H
I	0362 0*** 001 I
J	0362 0*** 001 J
K	0362 0*** 001 K
L	0362 0*** 001 L
M	0362 0*** 001 M
N	0362 0*** 001 N
O	0362 0*** 001 O
P	0362 0*** 001 P
Q	0362 0*** 001 Q
R	0362 0*** 001 R
S	0362 0*** 001 S
T	0362 0*** 001 T
U	0362 0*** 001 U
V	0362 0*** 001 V
W	0362 0*** 001 W
X	0362 0*** 001 X
Y	0362 0*** 001 Y
Z	0362 0*** 001 Z

0	0362 0*** 001 0
1	0362 0*** 001 1
2	0362 0*** 001 2
3	0362 0*** 001 3
4	0362 0*** 001 4
5	0362 0*** 001 5
6.	0362 0*** 001 6
7	0362 0*** 001 7
8	0362 0*** 001 8
9.	0362 0*** 001 9

+	0362 0*** 001 +
–	0362 0*** 001 -
·	0362 0*** 001 .
=	0362 0*** 001 =
✶	0362 0*** 001 *
/	0362 0*** 001 /
⏚	0362 0*** 001 TER
∿	0362 0*** 001 ALT
Ω	0362 0*** 001 OHM

0	0362 0*** 010 0
1	0362 0*** 006 1
2	0362 0*** 007 2
3	0362 0*** 005 3
4	0362 0*** 004 4
5	0362 0*** 003 5
6.	0362 0*** 002 6
7	0362 0*** 008 7
8	0362 0*** 013 8
9.	0362 0*** 001 9

+	0362 0*** 007 +
–	0362 0*** 002 -

	0362 0*** 010
	0362 0*** 006
	0362 0*** 007
	0362 0*** 005
	0362 0*** 004
	0362 0*** 003
	0362 0*** 002
	0362 0*** 008
	0362 0*** 013
	0362 0*** 001
	0362 0*** 015

Identification system with strapping
for marker carriers
PLIO-M-MARKERS M-60

PLIO®

PLIOSTRAP-8

Material:	strapping:	PVC
	marking ring:	PVC
	locking stud:	PS
	cable tie:	PA 6.6
Operating temperatures:		-20 to +60°C

Applications: system for the identification of cables in the field of lighting, light signals and various other installations of outdoor space supplied at low voltage.



• Complete box PLIOSTRAP-8

type	art. no.		
PLIOSTRAP-8 YE	0362 8800 000	with yellow strapping	1
PLIOSTRAP-8 BK	0362 8900 000	with white strapping	1
PLIOSTRAP-8 GN	0362 9000 000	with green strapping	1
PLIOSTRAP-8 RD	0362 9100 000	with red strapping	1

New



Composition of the identification box PLIOSTRAP-8:
- 100 strappings PLIO-8 Lg 200 mm pre-assembled with a loop and 1 locking stud N°2 PS
- 100 locking studs N°2 PS
- 100 cable-ties SES-QUICK SX 155/30 colour black
- 100 marking rings PLIO-M-MARKERS M-60 colour white of each character A to Z and 0 to 9
- 1 clamp 2022 PLIOSTRAP-8 for placing locking studs

Component for the restocking of the box

• Identification system PLIOSTRAP-8

code colour	004	007	010	061
	yellow	red	black	green

type	art. no.	
PLIOSTRAP-8	0362 8200 ***	100





Composition of the PLIOSTRAP-8* identification system:
- 100 strappings PLIO-8 Lg 200 mm pre-assembled with a loop and 1 locking stud N°2 PS
- 100 locking studs N°2 PS
- 100 cable-ties SES-QUICK SX 155/30 colour black

** The identification carriers PLIO-M-MARKERS M-60 must be ordered separately (see page B7/2-01).*

• Clamp for placing locking studs

type	art. no.	
2022 PLIOSTRAP-8	0362 8000 000	1

New



B7/2-01 C9/1-01 C9/1-03 C12/4-01









PLIO M-***

Material:	PVC	PE HF
Operating temperatures:	-20 to +95°C	-50 to +85°C
Shore hardness:	95 ±5 (Shore A)	44 (Shore D)
Tensile strength at break:	20 MPa	16 MPa
Ultimate elongation:	300 %	550 %

Application: for the identification of large cables and tubes.



• Identification carrier PLIO in PVC coloured for carrier markers M-65 + V-65

code colour	001	002	003	004	005	007	010
	white	blue	green	yellow	orange	red	black

Example for order:

code group	detail article					code colour				
0	1	4	0	0	x	x	x	x	x	x

type	article number	useful dimensions L x W (mm)	quant. of markers M-65/carrier	
M-008 PVC	0140 0011 ***	42 x 9,5	8	100
M-012 PVC	0140 0012 ***	62 x 9,5	12	100
M-024 PVC	0140 0013 ***	122 x 9,5	24	100



• Identification carrier PLIO in PE natural halogene free for carrier markers M-65 + V-65

type	article number	useful dimensions L x W (mm)	quant. of markers M-65/carrier	
M-008 PE	0140 0001 018	42 x 9,5	8	100
M-012 PE	0140 0002 018	62 x 9,5	12	100
M-024 PE	0140 0003 018	122 x 9,5	24	100

HF



• Identification carrier PLIO in PE natural halogene free for carrier markers M-40 - V-40

type	article number	useful dimensions L x W (mm)	quant. of markers M-40/barrette	
M-008/40 PE	0140 0004 018	48,5 x 4,7	8	100

HF



• Cable strapping PLIO in flexible PVC for PLIO-MARKERS carriers

type	article number	width (mm)	colours	M
PLIO 8 mm	0811 0001 010	8	black	50
PLIO 8 mm	0811 0001 013	8	grey	50
PLIO 8 mm	0811 0001 011	8	natural	50



• PLIO fixing studs for PLIO cable strapping

type	article number	material	
n°1 PS	0103 0001 010	polystyrene choc black	500
n°1 PA	0104 0009 010	polyamide black	500
n°1 PE	0130 0001 018	polyethylene natural	500

HF



• Clamp for placing locking studs

type	art. no.	
2022 PLIOSTRAP-8	0362 8000 000	1

New

B1/7-01



B7/3-05



C12/1-01 maxi width 4,7 mm



Markers PLIO® M-65 standard
to identify PLIO® carriers

RoHS

PLIO M-65

Material:	PVC
Operating temperatures:	-20 to +90°C
Hardness Shore A:	80 ± 3
Tensile strength at break:	18 MPa
Ultimate elongation:	250 %
Dielectric strength:	> 20 kV/mm
Flame resistance:	V0 UL94
Pack:	reels with 500 markers

Application: to identify PLIO carriers.



Example for order:

code group	detail article	code colour	code legend
0362	0070	xxx	xxxx

F 0362 0070 001 F

5 0362 0070 045

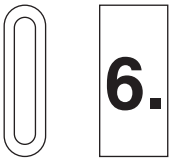

code colour

010	006	007	005	004	003	002	008	013	001	015
black	brown	red	orange	yellow	green	blue	violet	grey	white	pink

code legends

A	A	0362 0070 *** A
B	B	0362 0070 *** B
C	C	0362 0070 *** C
D	D	0362 0070 *** D
E	E	0362 0070 *** E
F	F	0362 0070 *** F
G	G	0362 0070 *** G
H	H	0362 0070 *** H
I	I	0362 0070 *** I
J	J	0362 0070 *** J
K	K	0362 0070 *** K
L	L	0362 0070 *** L
M	M	0362 0070 *** M
N	N	0362 0070 *** N
O	O	0362 0070 *** O
P	P	0362 0070 *** P
Q	Q	0362 0070 *** Q
R	R	0362 0070 *** R
S	S	0362 0070 *** S
T	T	0362 0070 *** T
U	U	0362 0070 *** U
V	V	0362 0070 *** V
W	W	0362 0070 *** W
X	X	0362 0070 *** X
Y	Y	0362 0070 *** Y
Z	Z	0362 0070 *** Z

0	0	0362 0070 *** 0
1	1	0362 0070 *** 1
2	2	0362 0070 *** 2
3	3	0362 0070 *** 3
4	4	0362 0070 *** 4
5	5	0362 0070 *** 5
6.	6.	0362 0070 *** 6
7	7	0362 0070 *** 7
8	8	0362 0070 *** 8
9.	9.	0362 0070 *** 9

0	0362 0070 010 0
1	0362 0070 006 1
2	0362 0070 007 2
3	0362 0070 005 3
4	0362 0070 004 4
5	0362 0070 003 5
6.	0362 0070 002 6
7	0362 0070 008 7
8	0362 0070 013 8
9.	0362 0070 001 9

	0362 0070 010
	0362 0070 006
	0362 0070 007
	0362 0070 005
	0362 0070 004
	0362 0070 003
	0362 0070 002
	0362 0070 008
	0362 0070 013
	0362 0070 001
	0362 0070 015

+	+	0362 0070 *** +
–	–	0362 0070 *** -
·	·	0362 0070 *** .
=	=	0362 0070 *** =
*	*	0362 0070 *** *
/	/	0362 0070 *** /
⏚	⏚	0362 0070 *** TER
∼	∼	0362 0070 *** ALT
Ω	Ω	0362 0070 *** OHM

+	0362 0070 007 +
–	0362 0070 002 -

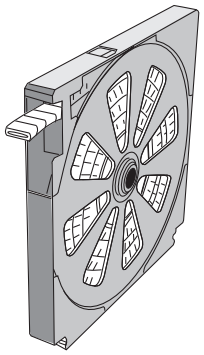

reel with 500 markers

B7/4-05



Identification system M2
with marker carriers M2
PLIO-M-MARKERS

PLIO M-***-M2

Material: PVC
Operating temperatures: -20 to +95°C
Colour: yellow
Hardness Shore A: 95 ±5 (Shore A)
Tensile strength at break: 20 MPa
Ultimate elongation: 300 %
Flame resistance: V0 UL94
M2 CSTB

Application: for the identification of large cables and tubes.



- **Identification carrier PLIO-M2 yellow virtual non-flame grade for M-65-M2 marker carriers**

type	article number	useful dimensions L x W (mm)	quant. of markers M-65 per carrier	
M-008-M2	0369 0011 004	42 x 9,5	8	100
M-012-M2	0369 0012 004	62 x 9,5	12	100
M-024-M2	0369 0013 004	122 x 9,5	24	100



B1/7-01



B7/3-05



C9/1-01



C9/1-03



C12/23



Markers PLIO® M-65 M2
on reels to identify carriers PLIO-M2

RoHS

PLIO M-65 M2

Material:	flexible PVC
Operating temperatures:	-20 to +90°C
Hardness Shore A:	80 ±5
Tensile strength at break:	18 MPa
Ultimate elongation:	280 %
Dielectric strength:	> 20 kV/mm
Flame resistance:	V0 UL94 M2 CSTB
Pack:	reel with 500 markers

Application: for a use on PLIO M2 carriers.



Example for order:

code group	detail article	code colour	code legend
0369	0001	xxx	xxxx

A	0369 0001 004 A
+	0369 0001 001 +

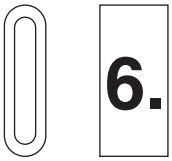

code colour

010	006	007	005	004	003	002	008	013	001	015
black	brown	red	orange	yellow	green	blue	purple	grey	white	pink

code legends

A	A	0369 0001 *** A
B	B	0369 0001 *** B
C	C	0369 0001 *** C
D	D	0369 0001 *** D
E	E	0369 0001 *** E
F	F	0369 0001 *** F
G	G	0369 0001 *** G
H	H	0369 0001 *** H
I	I	0369 0001 *** I
J	J	0369 0001 *** J
K	K	0369 0001 *** K
L	L	0369 0001 *** L
M	M	0369 0001 *** M
N	N	0369 0001 *** N
O	O	0369 0001 *** O
P	P	0369 0001 *** P
Q	Q	0369 0001 *** Q
R	R	0369 0001 *** R
S	S	0369 0001 *** S
T	T	0369 0001 *** T
U	U	0369 0001 *** U
V	V	0369 0001 *** V
W	W	0369 0001 *** W
X	X	0369 0001 *** X
Y	Y	0369 0001 *** Y
Z	Z	0369 0001 *** Z

0	0	0369 0001 *** 0
1	1	0369 0001 *** 1
2	2	0369 0001 *** 2
3	3	0369 0001 *** 3
4	4	0369 0001 *** 4
5	5	0369 0001 *** 5
6.	6.	0369 0001 *** 6
7	7	0369 0001 *** 7
8	8	0369 0001 *** 8
9.	9.	0369 0001 *** 9

0	0369 0001 010 0
1	0369 0001 006 1
2	0369 0001 007 2
3	0369 0001 005 3
4	0369 0001 004 4
5	0369 0001 003 5
6.	0369 0001 002 6
7	0369 0001 008 7
8	0369 0001 013 8
9.	0369 0001 001 9

	0369 0001 010
	0369 0001 006
	0369 0001 007
	0369 0001 005
	0369 0001 004
	0369 0001 003
	0369 0001 002
	0369 0001 008
	0369 0001 013
	0369 0001 001
	0369 0001 015

+	+	0369 0001 *** +
–	–	0369 0001 *** -
·	·	0369 0001 *** .
=	=	0369 0001 *** =
*	*	0369 0001 *** *
/	/	0369 0001 *** /
⏚	⏚	0369 0001 *** TER
∼	∼	0369 0001 *** ALT
Ω	Ω	0369 0001 *** OHM

+	0369 0001 007 +
–	0369 0001 002 -

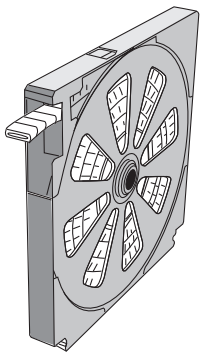

reel with 500 markers

B7/4-05



Identification system with marker carriers
flame resistant, halogene free

PLIO-MARKERS

HF RoHS

Marker carriers PLIO M-*** PP

Material: PP
Colours: white - black
Operating temperatures: -20 to +90°C
Ultimate elongation: 22 MPa
Flame resistance: V0 UL94

Application: identification in halogen free applications requiring high fire resistance (ex: tunnel, rolling material, rail ...).



type	article number white	article number black	useful dimensions L x B (mm)	quant. markers M-65/carrier	
M-008 PP	0140 0201 001	0140 0201 010	42 x 9,5	8	100
M-012 PP	0140 0202 001	0140 0202 010	62 x 9,5	12	100
M-024 PP	0140 0203 001	0140 0203 010	122 x 9,5	24	100



Markers PLIO M-65 TPU

Material: TPU
Colours: white - yellow
Operating temperatures: -30 to +90°C
Hardness Shore A: 77 ±5
Tensile strength at break: 30 MPa
Ultimate elongation: 600%
Flame resistance: V0 UL94
Pack: reel with 500 markers

Application: with our PP marker carriers or directly on cables with Ø 4,2 to 6,6 mm. In halogen free applications requiring a high flame resistance (ex: tunnel, rolling material, rail ...).



Code Colour

004	001
yellow	white

Ejemplo para pedido:

code group	detail article	code colour	code legend
0368	0001	xxx	xxxx

1 0368 0001 004 1

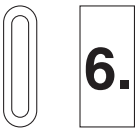

code legends

A	A	0368 0001 *** A
B	B	0368 0001 *** B
C	C	0368 0001 *** C
D	D	0368 0001 *** D
E	E	0368 0001 *** E
F	F	0368 0001 *** F
G	G	0368 0001 *** G
H	H	0368 0001 *** H
I	I	0368 0001 *** I
J	J	0368 0001 *** J
K	K	0368 0001 *** K
L	L	0368 0001 *** L
M	M	0368 0001 *** M
N	N	0368 0001 *** N
O	O	0368 0001 *** O
P	P	0368 0001 *** P
Q	Q	0368 0001 *** Q
R	R	0368 0001 *** R
S	S	0368 0001 *** S
T	T	0368 0001 *** T
U	U	0368 0001 *** U
V	V	0368 0001 *** V
W	W	0368 0001 *** W
X	X	0368 0001 *** X
Y	Y	0368 0001 *** Y
Z	Z	0368 0001 *** Z
0	0	0368 0001 *** 0
1	1	0368 0001 *** 1
2	2	0368 0001 *** 2
3	3	0368 0001 *** 3
4	4	0368 0001 *** 4
5	5	0368 0001 *** 5
6.	6.	0368 0001 *** 6
7	7	0368 0001 *** 7
8	8	0368 0001 *** 8
9.	9.	0368 0001 *** 9
+	+	0368 0001 *** +
–	–	0368 0001 *** -
·	·	0368 0001 *** .
=	=	0368 0001 *** =
*	*	0368 0001 *** *
/	/	0368 0001 *** /
⏚	⏚	0368 0001 *** TER
∿	∿	0368 0001 *** ALT
Ω	Ω	0368 0001 *** OHM

Other sizes of markers
PLIO-M-MARKERS TPU on request.

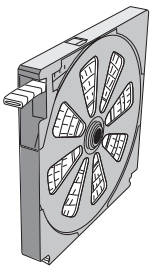

reel with 500 markers

B1/7-01



C12/23-01



PLIO PP MDE

Material: PP with metal particles
Colour: metal blue
Operating temperatures: -20 to +70°C
Chemical resistance: good resistance to acids, bases and detergents.
Specifications: halogen free
adapted to the success of a HACCP* processes.

Application: The presence of metal particles in the identification carriers or markers allows easy detection thanks to any metal detector. This identification system is thus used in electrical equipment boxes or chains of production in food and pharmaceutical industries to limit the risks of product contamination.



* HACCP : Hazard Analysis Critical Control Point

• Identification carrier PLIO M-*** PP MDE

type	art. no.	useful dimensions L x l (mm)	quant. of markers M-65/carrier	
M-008 PP MDE	0140 1001 093	42 x 9,5	8	100
M-012 PP MDE	0140 1002 093	62 x 9,5	12	100
M-024 PP MDE	0140 1003 093	122 x 9,5	24	100



• Markers PLIO M-65 PP MDE

for identification carrier PLIO M-*** PP MDE

type	article number		
M-65 PP MDE	0368 0100 093 *	in reals	500
M-65 PP MDE EG	0368 0200 093 *	in bags	100

A	0368 xxxx 093 A	N	0368 xxxx 093 N	0	0368 xxxx 093 0
B	0368 xxxx 093 B	O	0368 xxxx 093 O	1	0368 xxxx 093 1
C	0368 xxxx 093 C	P	0368 xxxx 093 P	2	0368 xxxx 093 2
D	0368 xxxx 093 D	Q	0368 xxxx 093 Q	3	0368 xxxx 093 3
E	0368 xxxx 093 E	R	0368 xxxx 093 R	4	0368 xxxx 093 4
F	0368 xxxx 093 F	S	0368 xxxx 093 S	5	0368 xxxx 093 5
G	0368 xxxx 093 G	T	0368 xxxx 093 T	6.	0368 xxxx 093 6
H	0368 xxxx 093 H	U	0368 xxxx 093 U	7	0368 xxxx 093 7
I	0368 xxxx 093 I	V	0368 xxxx 093 V	8	0368 xxxx 093 8
J	0368 xxxx 093 J	W	0368 xxxx 093 W	9.	0368 xxxx 093 9
K	0368 xxxx 093 K	X	0368 xxxx 093 X		
L	0368 xxxx 093 L	Y	0368 xxxx 093 Y	-	0368 xxxx 093 -
M	0368 xxxx 093 M	Z	0368 xxxx 093 Z	/	0368 xxxx 093 /



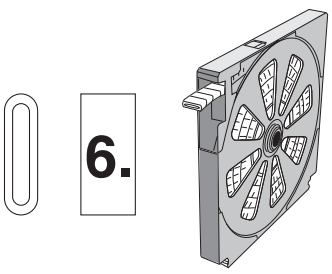

reel with 500 markers



bag with 100 markers

C12/3-01



C12/3-02



A5/1-03



PLIOTEX-V^{plus} markers
pre-cut

PLIOTEX-V^{plus}

Material:	flexible PVC
Temperature of use:	-20 to +90°C
Hardness Shore A:	85 ± 3
Tensile stregth at break:	20 MPa
Ultimate elongation:	300 %
Density:	1260 kg/m^3
Flame resistance:	V0 UL94

Application: to identify wires and cables of o.d. 1 to 25 mm.



- Ease of assembly on the conductor thanks to the particular form of the tubular section and its flexibility.
- **Thimble jigs** make marker setting and composition easy. Ideal for on-site work.
- The markers fit the conductors perfectly. The chevron cut shape allows correct legend alignment.
- Identifing **before connection**.
- Available **in flat reels** which can be placed side by side and allow easy storage and ensure protection of the markers.
- **Dispensers** are available to group reels together, ideal for **on site use.**

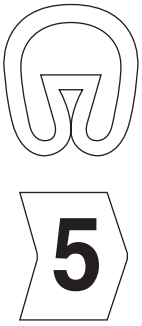

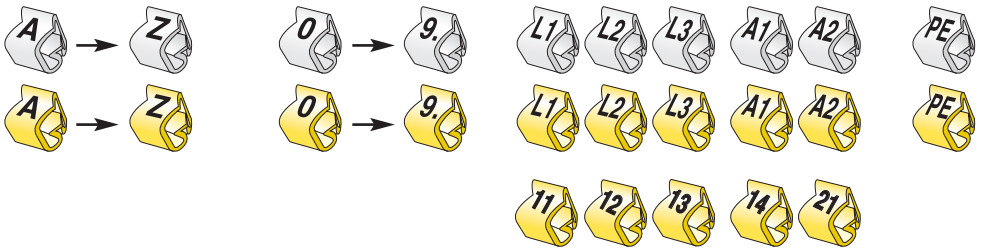

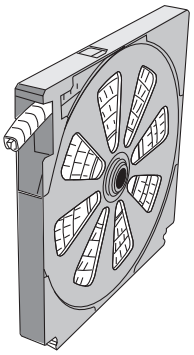

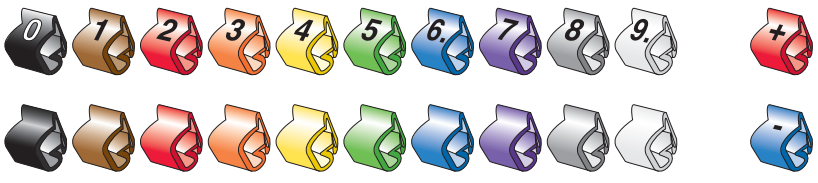

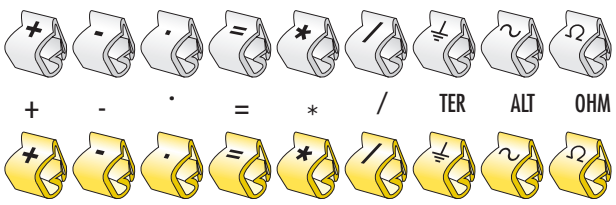



Other symbols upon request.

Example for order:

code group	detail article	code colour	code marker
0370	0xxx	xxx	xxxx

PT-V+ 30	F	0370 0002 004 F
PT-V+ 45	⏚	0370 0003 001 TER
PT-V+ 90	3	0370 0014 005 3
PT-V+ 150	■	0370 0025 006

5

detail article

type	white / yellow	artide number international code	unprinted markers	for cables Ø mm	sections mm²	rings
PT-V+ 30	0370 0002 *** ***	0370 0012 *** ***	0370 0022 ***	1,0 - 3,0	0,2 - 1,5	500
PT-V+ 45	0370 0003 *** ***	0370 0013 *** ***	0370 0023 ***	2,2 - 5,0	1 - 6	500
PT-V+ 90	0370 0004 *** ***	0370 0014 *** ***	0370 0024 ***	4,0 - 9,0	4 - 16	250
PT-V+ 150*	0370 0005 *** ***	0370 0015 *** ***	0370 0025 ***	7,0 - 16,0	16 - 70	100
PT-V+ 240*	0370 0006 *** ***	0370 0016 *** ***	0370 0026 ***	12,0 - 25,0	50 - 185	100

* available in bags of 5 carriers with 20 markers.

code colours

010	006	007	005	004	003	002	008	013	001
black	brown	red	orange	yellow	green	blue	violet	grey	white

code markers

A	A	0370 0*** *** A
B	B	0370 0*** *** B
C	C	0370 0*** *** C
D	D	0370 0*** *** D
E	E	0370 0*** *** E
F	F	0370 0*** *** F
G	G	0370 0*** *** G
H	H	0370 0*** *** H
I	I	0370 0*** *** I
J	J	0370 0*** *** J
K	K	0370 0*** *** K
L	L	0370 0*** *** L
M	M	0370 0*** *** M
N	N	0370 0*** *** N
O	O	0370 0*** *** O
P	P	0370 0*** *** P
Q	Q	0370 0*** *** Q
R	R	0370 0*** *** R
S	S	0370 0*** *** S
T	T	0370 0*** *** T
U	U	0370 0*** *** U
V	V	0370 0*** *** V
W	W	0370 0*** *** W
X	X	0370 0*** *** X
Y	Y	0370 0*** *** Y
Z	Z	0370 0*** *** Z

0	0	0370 0*** *** 0
1	1	0370 0*** *** 1
2	2	0370 0*** *** 2
3	3	0370 0*** *** 3
4	4	0370 0*** *** 4
5	5	0370 0*** *** 5
6.	6.	0370 0*** *** 6
7	7	0370 0*** *** 7
8	8	0370 0*** *** 8
9.	9.	0370 0*** *** 9

L1	L1	0370 0*** *** L1
L2	L2	0370 0*** *** L2
L3	L3	0370 0*** *** L3
A1	A1	0370 0*** *** A1
A2	A2	0370 0*** *** A2
PE	PE	0370 0*** *** PE

+	+	0370 0*** *** +
–	–	0370 0*** *** -
·	·	0370 0*** *** .
=	=	0370 0*** *** =
✶	✶	0370 0*** *** *
/	/	0370 0*** *** /
⏚	⏚	0370 0*** *** TER
∿	∿	0370 0*** *** ALT
Ω	Ω	0370 0*** *** OHM

0	0370 0*** 010 0
1	0370 0*** 006 1
2	0370 0*** 007 2
3	0370 0*** 005 3
4	0370 0*** 004 4
5	0370 0*** 003 5
6.	0370 0*** 002 6
7	0370 0*** 008 7
8	0370 0*** 013 8
9.	0370 0*** 001 9

+	0370 0*** 007 +
–	0370 0*** 002 -

	0370 0*** 010
	0370 0*** 006
	0370 0*** 007
	0370 0*** 005
	0370 0*** 004
	0370 0*** 003
	0370 0*** 002
	0370 0*** 008
	0370 0*** 013
	0370 0*** 001

11	0370 0005 004 11
12	0370 0005 004 12
13	0370 0005 004 13
14	0370 0005 004 14
21	0370 0005 004 21
Only type PT-V+ 150	

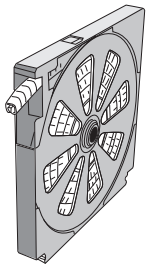

B7/4-05





PLIOTEX-V^{plus} markers
loose, in bags

PLIOTEX-V^{plus}

Example for order:

code group	detail article	code colour	code marker
0370	0xxx	xxx	xxx

PT-V+ 30	F	0370 0072 004 F
PT-V+ 45		0370 0073 001 TER
PT-V+ 90	3	0370 0084 053

5

detail article

type	white /yellow	article number international code	unprinted white / yellow	for cables Ø mm	sections mm²	rings
PT-V+ 30	0370 0072 *** ***	0370 0082 *** ***	0370 0095 ***	1,0 - 3,0	0,2 - 1,5	100
PT-V+ 45	0370 0073 *** ***	0370 0083 *** ***	0370 0096 ***	2,2 - 5,0	1 - 6	100
PT-V+ 90	0370 0074 *** ***	0370 0084 *** ***	0370 0097 ***	4,0 - 9,0	4 - 16	100

code colours

010	006	007	005	004	003	002	008	013	001
black	brown	red	orange	yellow	green	blue	violet	grey	white

code markers

A	A	0370 0*** *** A
B	B	0370 0*** *** B
C	C	0370 0*** *** C
D	D	0370 0*** *** D
E	E	0370 0*** *** E
F	F	0370 0*** *** F
G	G	0370 0*** *** G
H	H	0370 0*** *** H
I	I	0370 0*** *** I
J	J	0370 0*** *** J
K	K	0370 0*** *** K
L	L	0370 0*** *** L
M	M	0370 0*** *** M
N	N	0370 0*** *** N
O	O	0370 0*** *** O
P	P	0370 0*** *** P
Q	Q	0370 0*** *** Q
R	R	0370 0*** *** R
S	S	0370 0*** *** S
T	T	0370 0*** *** T
U	U	0370 0*** *** U
V	V	0370 0*** *** V
W	W	0370 0*** *** W
X	X	0370 0*** *** X
Y	Y	0370 0*** *** Y
Z	Z	0370 0*** *** Z

0	0	0370 0*** *** 0
1	1	0370 0*** *** 1
2	2	0370 0*** *** 2
3	3	0370 0*** *** 3
4	4	0370 0*** *** 4
5	5	0370 0*** *** 5
6.	6.	0370 0*** *** 6
7	7	0370 0*** *** 7
8	8	0370 0*** *** 8
9.	9.	0370 0*** *** 9

L1	L1	0370 0*** *** L1
L2	L2	0370 0*** *** L2
L3	L3	0370 0*** *** L3
A1	A1	0370 0*** *** A1
A2	A2	0370 0*** *** A2
PE	PE	0370 0*** *** PE

+	+	0370 0*** *** +
–	–	0370 0*** *** -
·	·	0370 0*** *** .
=	=	0370 0*** *** =
*	*	0370 0*** *** *
/	/	0370 0*** *** /
⏚	⏚	0370 0*** *** TER
∿	∿	0370 0*** *** ALT
Ω	Ω	0370 0*** *** OHM

0	0370 0*** 010 0
1	0370 0*** 006 1
2	0370 0*** 007 2
3	0370 0*** 005 3
4	0370 0*** 004 4
5	0370 0*** 003 5
6.	0370 0*** 002 6
7	0370 0*** 008 7
8	0370 0*** 013 8
9.	0370 0*** 001 9

	0370 0*** 001
	0370 0*** 004



B7/4-05





PLIOTEX plus markers straight cut
loose, in bags

PLIOTEX plus

With identical characteristics to the PLIOTEX-V Plus markers but not chevron cut, but straight cut.

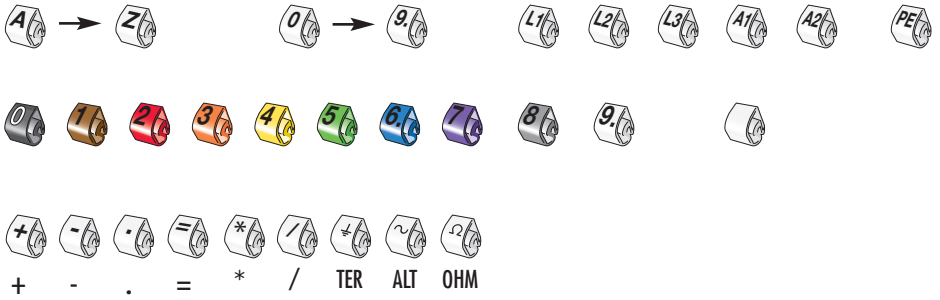

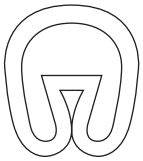

6.

Example for order:

code group	detail article	code colour	code marker			
0361	0xxx	xxx	xxxx	PT+ 30	F	0361 0472 001 F
				PT+ 90	3	0361 0484 005 3

detail article

type	article number white	article number international code	article number unprinted colour white	for cables Ø mm	sections mm²	rings
PT+ 30	0361 0472 001 ***	0361 0482 *** ***	0361 0492 001	1 - 3	0,2 - 1,5	100
PT+ 45	0361 0473 001 ***	0361 0483 *** ***	0361 0493 001	2,2 - 5	1 - 6	100
PT+ 90	0361 0474 001 ***	0361 0484 *** ***	0361 0494 001	4 - 9	4 - 16	100

code colours

010	006	007	005	004	003	002	008	013	001
black	brown	red	orange	yellow	green	blue	violet	grey	white

code markers

A	0361 0*** 001 A
B	0361 0*** 001 B
C	0361 0*** 001 C
D	0361 0*** 001 D
E	0361 0*** 001 E
F	0361 0*** 001 F
G	0361 0*** 001 G
H	0361 0*** 001 H
I	0361 0*** 001 I
J	0361 0*** 001 J
K	0361 0*** 001 K
L	0361 0*** 001 L
M	0361 0*** 001 M
N	0361 0*** 001 N
O	0361 0*** 001 O
P	0361 0*** 001 P
Q	0361 0*** 001 Q
R	0361 0*** 001 R
S	0361 0*** 001 S
T	0361 0*** 001 T
U	0361 0*** 001 U
V	0361 0*** 001 V
W	0361 0*** 001 W
X	0361 0*** 001 X
Y	0361 0*** 001 Y
Z	0361 0*** 001 Z

0	0361 0*** 001 0
1	0361 0*** 001 1
2	0361 0*** 001 2
3	0361 0*** 001 3
4	0361 0*** 001 4
5	0361 0*** 001 5
6.	0361 0*** 001 6
7	0361 0*** 001 7
8	0361 0*** 001 8
9.	0361 0*** 001 9

L1	0361 0*** 001 L1
L2	0361 0*** 001 L2
L3	0361 0*** 001 L3
A1	0361 0*** 001 A1
A2	0361 0*** 001 A2
PE	0361 0*** 001 PE

+	0361 0*** 001 +
–	0361 0*** 001 -
·	0361 0*** 001 .
=	0361 0*** 001 =
*	0361 0*** 001 *
/	0361 0*** 001 /
⏚	0361 0*** 001 TER
~	0361 0*** 001 ALT
Ω	0361 0*** 001 OHM

0	0361 0*** 010 0
1	0361 0*** 006 1
2	0361 0*** 007 2
3	0361 0*** 005 3
4	0361 0*** 004 4
5	0361 0*** 003 5
6.	0361 0*** 002 6
7	0361 0*** 008 7
8	0361 0*** 013 8
9.	0361 0*** 001 9

	0361 0*** 001



• Thimble jigs

Thimble jigs in steel for easier assembly and application of PLIOTEX-V+ markers. Different sizes allow setting of the markers with less effort.



type	article number	for rings	mm	mm²	
PT-V^{plus} n°1	0361 0301 000	PT-V+ 30	2	0,2 - 0,5	1
PT-V^{plus} n°2	0361 0302 000	PT-V+ 30 & 45	3	0,5 - 1,5	1
PT-V^{plus} n°3	0361 0303 000	PT-V+ 45	4	0,75 - 2,5	1
PT-V^{plus} n°4	0361 0304 000	PT-V+ 45	4,4	2,5 - 4	1
PT-V^{plus} n°5	0361 0305 000	PT-V+ 45 & 90	4,8	4 - 6	1
PT-V^{plus} n°6	0361 0306 000	PT-V+ 90	6,5	4 - 10	1
PT-V^{plus} n°7	0361 0307 000	PT-V+ 90 & 150	8	16	1
PT-V^{plus} n°8	0361 0308 000	PT-V+ 150 & 240	13	25 - 50	1
PT-V^{plus} n°9	0361 0309 000	PT-V+ 150 & 240	14,5	50 - 70	1



• Dispenser SUCA - 350 for marker reels

Dispenser for PLIOTEX-V^{plus} marker reels - to assemble reels for bench work and on-site work (also suitable for PLIO-V-MARKERS, PLIO-M-MARKERS M-65 and OPTO-MARKERS).

Maximum capacity: 50 reels PT-V^{plus} 30 or PLIO-V-09 to V-16 or TC-09
37 reels PT-V^{plus} 45 or PLIO-V-22 to V-40 or TC-27
27 reels PT-V^{plus} 90 or PLIO-V-50 to V-65 or M-65



type	article number	external dimensions (mm) length	width	height	weight g	
SUCA 350	0360 0500 000	430	129	200	600	1

• Box for markers

- Order of the markers.
- Protection of the markers.
- Ready for use.
- Number of markers in the box is variable because of the size of the markers.

Maximum capacity: 1000 rings PLIOTEX-V+ or PLIOTEX+ 30 per compartment
400 rings PLIOTEX-V+ or PLIOTEX+ 45 per compartment
100 rings PLIOTEX-V+ or PLIOTEX+ 90 per compartment

Dimensions: 240 x 195 x 43 mm
Material: Polypropylene



type	article number	external dimensions (mm) length	width	height	weight g	
BOX PSC18	0370 0910 000	240	195	43	295	1

PLIOFAST

Material:	flexible PVC quality 9940
Operating temperatures:	-20 to +90°C
Hardness Shore A:	90 ± 5
Tensile strength at break:	25 MPa
Ultimate elongation:	240 %
Dielectric strength:	20 kV/mm
Volume resistivity:	3 x 10^{12} Ω.cm
Print height:	3 mm

Aplication: identification of cables from 0,75 to 25 mm².



- **One type of marker** for the **9 sizes of bootlace ferrules**.
- **One identification** can be made with **up to 6 legends**.
- Identification can be performed **before or after** the ferrules have been located.
- Markers are in booklets of **200 identical legends**.
- Identification remains legible and straight even when the wire has to be bent at termination.

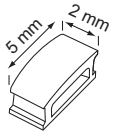

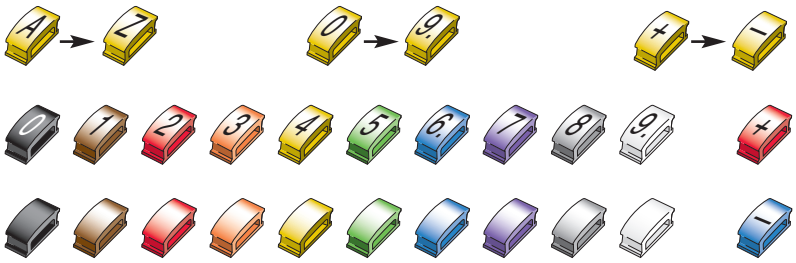



article number yellow		article number yellow		article number intenational code		article number color unprinted	
A	0372 0001 004 A	U	0372 0001 004 U	0	0372 0001 010 0		0372 0001 010
B	0372 0001 004 B	V	0372 0001 004 V	1	0372 0001 006 1		0372 0001 006
C	0372 0001 004 C	W	0372 0001 004 W	2	0372 0001 007 2		0372 0001 007
D	0372 0001 004 D	X	0372 0001 004 X	3	0372 0001 005 3		0372 0001 005
E	0372 0001 004 E	Y	0372 0001 004 Y	4	0372 0001 004 4		0372 0001 004
F	0372 0001 004 F	Z	0372 0001 004 Z	5	0372 0001 003 5		0372 0001 003
G	0372 0001 004 G			6.	0372 0001 002 6		0372 0001 002
H	0372 0001 004 H	+	0372 0001 004 +	7	0372 0001 008 7		0372 0001 008
I	0372 0001 004 I	–	0372 0001 004 -	8	0372 0001 013 8		0372 0001 013
J	0372 0001 004 J			9.	0372 0001 001 9		0372 0001 001
K	0372 0001 004 K	0	0372 0001 004 0				
L	0372 0001 004 L	1	0372 0001 004 1	+	0372 0001 007 +		
M	0372 0001 004 M	2	0372 0001 004 2	–	0372 0001 002 -		
N	0372 0001 004 N	3	0372 0001 004 3				
O	0372 0001 004 O	4	0372 0001 004 4				
P	0372 0001 004 P	5	0372 0001 004 5				
Q	0372 0001 004 Q	6.	0372 0001 004 6				
R	0372 0001 004 R	7	0372 0001 004 7				
S	0372 0001 004 S	8	0372 0001 004 8				
T	0372 0001 004 T	9.	0372 0001 004 9				

Accessories for PLIOFAST rings

PLIOFAST

With idented ferrules, you can simultaneously:

- **isolate** conductors.
- **optimization** of connection by the bootlace ferrules.
- **identify** your termination.

Material: polyamid

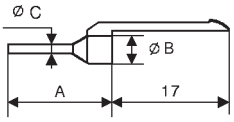

type	article number	sections mm²	insulation colour	dimensions (mm) A	ØB	ØC	
• Bootlace ferrules with fixed carrier							
with carrier for max. 6 markers							
PLIOFAST 007	0642 0020 002	0,75	blue	13,5	3,3	1,8	1000
PLIOFAST 010	0642 0025 007	1	red	13,5	3,5	1,8	1000
PLIOFAST 015	0642 0030 010	1,5	black	13,5	4	2	1000
PLIOFAST 025	0642 0035 013	2,5	grey	14,5	4,7	2,5	1000
• Insulated PLIOFAST bootlace ferrules with receptacle							
for carrier article number 642-901 (see below)							
CA-042	0642 0106 005	4	orange	17,3	5,9	3,3	100
CA-062	0642 0108 003	6	green	20	7	4	100
CA-103	0642 0109 006	10	brown	27	8,4	5	100
CA-163	0642 0110 001	16	white	29	9,8	6,4	100
CA-253	0642 0111 010	25	black	30	12	8,2	100
• Detachable carrier for types CA-042 to CA-253							
for max. 7 markers							
CA-carrier	0642 0901 018	length: 22 mm	HF				100
• Mounting tool							
PLIOFAST tool	0372 0002 000						1
• Mounting plaque							
PLIOFAST plaque	0372 0011 000	empty in plastic bag					1









Operating use



Remove the markers one by one from the booklet in reverse identification reading order.



Once marking is assembled (maximum 6 markers), slide them along the ferrule strip.



Put the ferrule on the bare end of the wire and connect. Adjust positioning of the markers if necessary.

OPTO-MARKERS TC-9 rings
for Telecom cables in fibre optic

OPTO-MARKERS

OPTO-MARKERS TC-9

Material:	flexible PVC
Operating temperatures:	-20 to +90°C
Hardness Shore A:	80 ± 3
Tensile strength at break:	18 MPa
Ultimate elongation:	250 %
Dielectric strength:	> 20 kV/mm
Flame resistance:	V0 UL94

Application: identification of fibre optic from 0,2 to 0,4 mm ext. Ø with double sided print (except black markers).

Special print: please consult us.





Scale 1

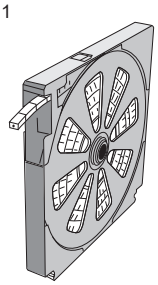

Example for order:

code group	detail article	code colour	code marker
0363	xxxx	xxx	xxxx

3	0363 0401 001 3
	0363 0501 008

detail article	type	article number	dimensions mm	for fibre Ø (mm)	rings
	TC-09	0363 0401 *** ****	4 x 2,5 x 1,2	0,2 - 0,4	1000

code colour

010	006	007	005	004	003	002	008	013	001
black	brown	red	orange	yellow	green	blue	violet	grey	white

code marker

0	0363 0401 *** 0
1	0363 0401 *** 1
2	0363 0401 *** 2
3	0363 0401 *** 3
4	0363 0401 *** 4
5	0363 0401 *** 5
6.	0363 0401 *** 6
7	0363 0401 *** 7
8	0363 0401 *** 8
9.	0363 0401 *** 9

	0363 0501 010
	0363 0501 006
	0363 0501 007
	0363 0501 005
	0363 0501 004
	0363 0501 003
	0363 0501 002
	0363 0501 008
	0363 0501 013
	0363 0501 001

A	0363 0401 001 A
B	0363 0401 001 B
C	0363 0401 001 C

Black ring:
print on one side

OPTO-MARKERS TC-27 rings
for Telecom cables
in fibre optic

OPTO-MARKERS

RoHS

OPTO-MARKERS TC-27

Material:	flexible PVC quality 9732
Operating temperatures:	-20 to +90°C
Hardness Shore A:	80 ± 3
Tensile strength at break:	18 MPa
Ultimate elongation:	250 %
Dielectric strength:	> 20 kV/mm
Flame resistance:	V0 UL94

Application: identification of fibre optic from 1,6 to 2,5 mm ext. Ø with double sided print (except black markers).

Special print: please consult us.



Scale 1

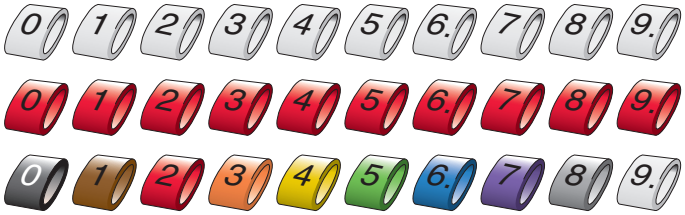

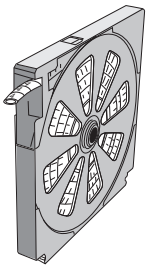

Example for order:

code group	detail article		code colour		code marker			
0 3 6 3	0 2 1 4		x	x	x	x	x	x

	type	article number	dimensions mm	for fibre Ø (mm)	rings
detail article	**TC-27**	0363 0214 *** ****	4 x 5,2 x 2,5	1,6 - 2,5	1000

code colour

010	006	007	005	004	003	002	008	013	001
black	brown	red	orange	yellow	green	blue	violet	grey	white

code marker

0	0363 0214 001 0
1	0363 0214 001 1
2	0363 0214 001 2
3	0363 0214 001 3
4	0363 0214 001 4
5	0363 0214 001 5
6.	0363 0214 001 6
7	0363 0214 001 7
8	0363 0214 001 8
9.	0363 0214 001 9

0	0363 0214 007 0
1	0363 0214 007 1
2	0363 0214 007 2
3	0363 0214 007 3
4	0363 0214 007 4
5	0363 0214 007 5
6.	0363 0214 007 6
7	0363 0214 007 7
8	0363 0214 007 8
9.	0363 0214 007 9

0	0363 0214 010 0
1	0363 0214 006 1
2	0363 0214 007 2
3	0363 0214 005 3
4	0363 0214 004 4
5	0363 0214 003 5
6.	0363 0214 002 6
7	0363 0214 008 7
8	0363 0214 013 8
9.	0363 0214 001 9

Black ring:
print on one side

B7/4-05



B11/1-02



B8

Identification system
PLIOGRIP
PLIO SNAP+®
and PLIO-CLIP











Page	B8/1	B8/2	B8/3
	PLIOGRIP	**PLIO SNAP+®**	**PLIO-CLIP**
Profile	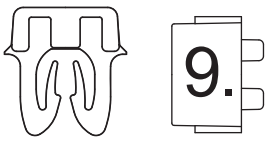		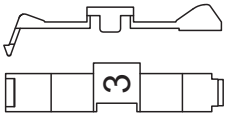
Material	POM	POM	PA
Operating temperatures	-40 to +90°C	-40 to +90°C	-30 to +100°C
Sections	0,15 to 6 mm²	optical fiber to 75 mm²	0,5 to 6 mm²
Tool	Tool PLIOGRIP-TOOL	PST wand	-
Marking and colours of the markers	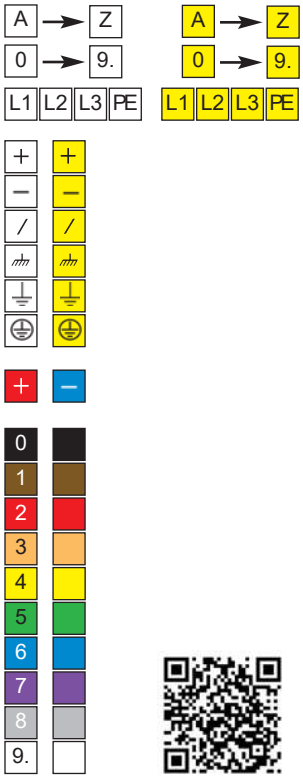	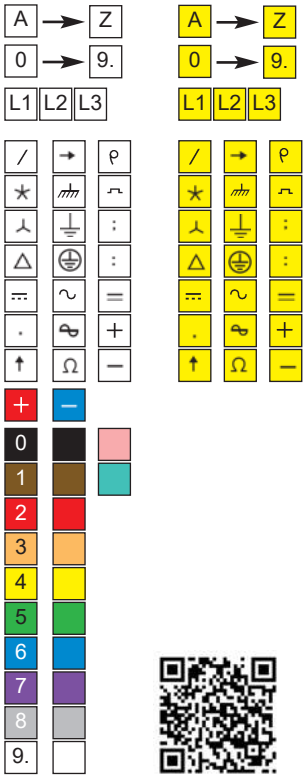	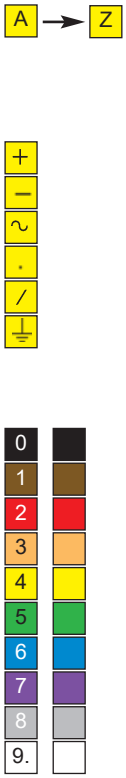

PLIOGRIP

Material:	POM
Operating temperatures:	-40 to +90°C
Tensile strength at yield:	54 N/mm²
Elongation at break:	30 %
Elasticity:	2100 N//mm²
Dielectric strength:	28 kV/mm
Flame resistance:	HB UL94

Application: applied by clipping direct to wires and cables of sections 0,15 - 6 mm² before or after connection.





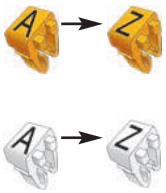

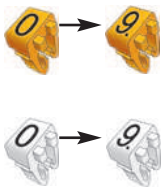









Other symbols upon request.



Assembly direction

Axial

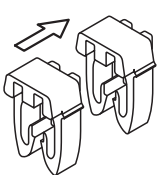

Radial

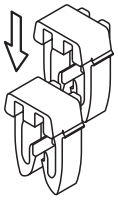

Range of use
Preservation by claw /
Preservation by blocking

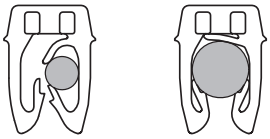

Same size of characters

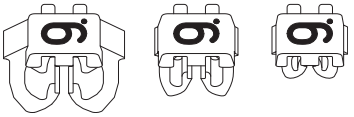



Operating instruction in video

Markers PLIOGRIP

Example for order:

code group	detail article	code colour	code marker
0376	0xxx	xxx	xxxx

T0	F	0376001001F
T1	⏚	0376011004TER
T2	3	0376002200 53

detail article

type	article number white / yellow *	article number colours	mm	section mm²	numerical markers	alphabetical markers symbols and unprinted
T0	0376 0010 *** ***	0376 0020 *** ***	0,8 - 2,2	0,15 - 0,5	1000	300
T1	0376 0011 *** ***	0376 0021 *** ***	2,2 - 3,8	0,5 - 2,5	1000	300
T2	0376 0012 *** ***	0376 0022 *** ***	3,8 - 5,3	2,5 - 6	800	200

* Markers L1 L2 L3, PE are not available for models T1 and T2.

code colours

010	006	007	005	004	003	002	008	013	001
black	brown	red	orange	yellow	green	blue	violet	grey	white

code markers

A	A	0376 **** *** A
B	B	0376 **** *** B
C	C	0376 **** *** C
D	D	0376 **** *** D
E	E	0376 **** *** E
F	F	0376 **** *** F
G	G	0376 **** *** G
H	H	0376 **** *** H
I	I	0376 **** *** I
J	J	0376 **** *** J
K	K	0376 **** *** K
L	L	0376 **** *** L
M	M	0376 **** *** M
N	N	0376 **** *** N
O	O	0376 **** *** O
P	P	0376 **** *** P
Q	Q	0376 **** *** Q
R	R	0376 **** *** R
S	S	0376 **** *** S
T	T	0376 **** *** T
U	U	0376 **** *** U
V	V	0376 **** *** V
W	W	0376 **** *** W
X	X	0376 **** *** X
Y	Y	0376 **** *** Y
Z	Z	0376 **** *** Z

0	0	0376 **** *** 0
1	1	0376 **** *** 1
2	2	0376 **** *** 2
3	3	0376 **** *** 3
4	4	0376 **** *** 4
5	5	0376 **** *** 5
6.	6.	0376 **** *** 6
7	7	0376 **** *** 7
8	8	0376 **** *** 8
9.	9.	0376 **** *** 9

/	/	0376 **** *** /
.	.	0376 **** *** .
+	+	0376 **** *** +
–	–	0376 **** *** -
∿	∿	0376 **** *** ALT
⎓	⎓	0376 **** *** CRE
⏚	⏚	0376 **** *** TER
⏚	⏚	0376 **** *** TEP
⏚	⏚	0376 **** *** MAS
L1	L1	0376 **** *** L1
L2	L2	0376 **** *** L2
L3	L3	0376 **** *** L3
PE	PE	0376 **** *** PE

0	0376 **** 010 0
1	0376 **** 006 1
2	0376 **** 007 2
3	0376 **** 005 3
4	0376 **** 004 4
5	0376 **** 003 5
6.	0376 **** 002 6
7	0376 **** 008 7
8	0376 **** 013 8
9.	0376 **** 001 9

+	0376 **** 007 +
–	0376 **** 002 -

	0376 **** 010
	0376 **** 006
	0376 **** 007
	0376 **** 005
	0376 **** 004
	0376 **** 003
	0376 **** 002
	0376 **** 008
	0376 **** 013
	0376 **** 001

Box available with a European suspension hole.

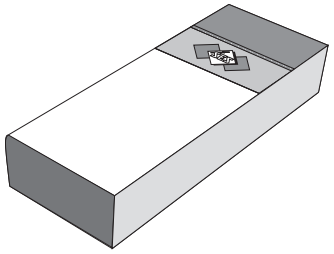

• PLIOGRIP PSR marker carriers for the marking of large cables

There are two length of marker carriers available for size 0, and one length for size 1.

We recommend fixing markers with SES-QUICK cable ties width 2,4 and 2,6 mm type 100/25SL - 150/26SL - 200/26SL - 110/26SE (see pages C12/..).

type	article number	for markers	markers per wand	pces
PSR-03-8	0374 0710 010	T0	8	100
PSR-03-15	0374 0720 010	T0	16	100
PSR-09-15	0374 0730 010	T1	17	100



• Universal tool

Only one tool for 3 types of markers.

Ease of assembly of the markers per wand.

Ergonomics allowing the location of the cables on the top.

type	article number	
PLIOGRIP-TOOL	0376 0100 000	10



Box available with a European suspension hole.

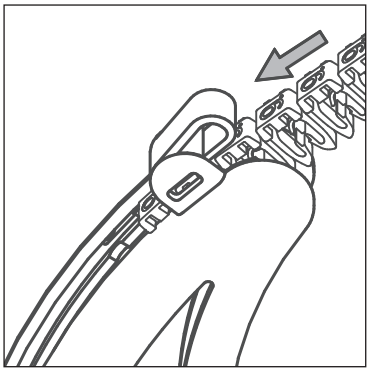

Ease of assembly

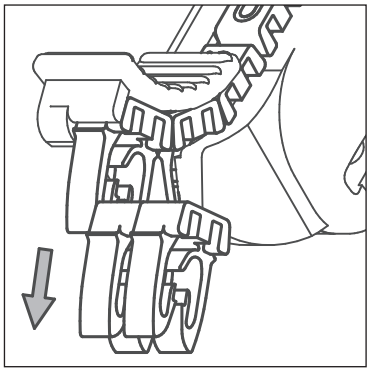

Radial assembly

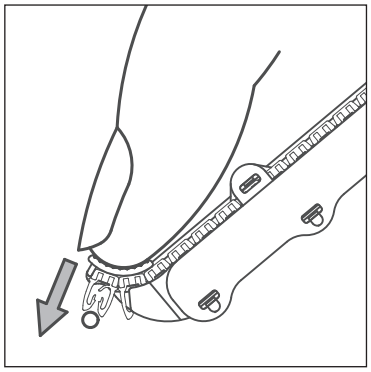

Ergonomics

PLIO SNAP +®

Material:	POM
Operating temperatures:	-40 to +90°C
Tensile strength at yield:	45 MPa
Elongation at break:	40 %
Elasticity:	1800 MPa
Dielectric strength:	20 kV/mm
Flame resistance:	HB UL94

Application: marking of cables on connector block after connection, even in difficult places.







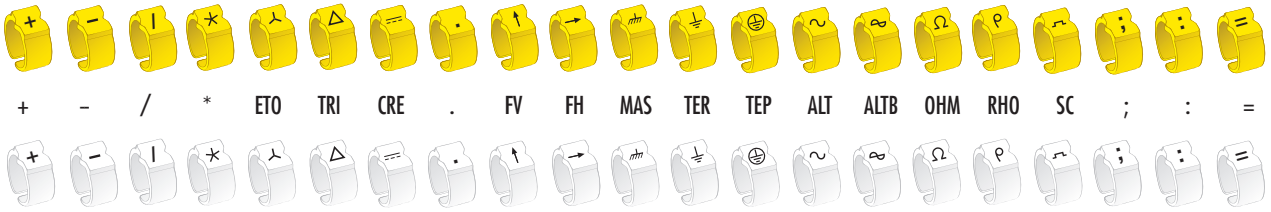



The mounting wands have a support so that when they are in an horizontal position the markings can be easily identified.



Due to chevrons on both sides the markers take up correct orientation.



PLIO SNAP +® markers grip the conductor tightly without the risk of damaging the insulation

Operating instruction in video

PLIO SNAP +® markers

Example for order:

code group	detail article	code colour	code marker
0374	0xxx	xxx	xxxx

PS-02 F 0374 0020 001 F

PS-06 0374 0040 001 TER

PS-12 3 0374 0460 005 3

PS-17 0374 0480 04

detail article

type	white wands	article number yellow wands	international code and unprinted markers	mm	mm²	wands	colours of the wands	markers
PS-00*	0374 0001 001 ***	0374 0101 004 ***	0374 0401 *** ***	0,85 - 1,1	optical fibre	10	black	300
PS-01*	0374 0010 001 ***	0374 0110 004 ***	0374 0410 *** ***	1 - 1,4	0,32	10	brown	300
PS-02*	0374 0020 001 ***	0374 0120 004 ***	0374 0420 *** ***	1,4 - 1,8	0,50	10	grey	300
PS-03	0374 0030 001 ***	0374 0130 004 ***	0374 0430 *** ***	1,9 - 2,6	0,75	10	green	300
PS-06	0374 0040 001 ***	0374 0140 004 ***	0374 0440 *** ***	2,6 - 3,5	1 - 1,5	10	red	300
PS-09	0374 0050 001 ***	0374 0150 004 ***	0374 0450 *** ***	3,2 - 4,5	2,5	12	blue	300
PS-12	0374 0060 001 ***	0374 0160 004 ***	0374 0460 *** ***	4,5 - 6	4 - 6	12	yellow	300
PS-15	0374 0070 001 ***	0374 0170 004 ***	0374 0470 *** ***	5,8 - 8,5	10 - 16	-	-	50
PS-17	0374 0080 001 ***	0374 0180 004 ***	0374 0480 *** ***	8,5 - 11,5	25	-	-	50
PS-21	0374 0090 001 ***	0374 0190 004 ***	0374 0490 *** ***	11 - 15,5	35	-	-	50
PS-24	0374 0100 001 ***	0374 0200 004 ***	0374 0500 *** ***	15 - 19	50 - 75	-	-	50

* Markers L1 L2 L3 are not available for models PS-00, PS-01 and PS-02.

code colours

010	006	007	005	004	003	002	008	013	001	015	098
black	brown	red	orange	yellow	green	blue	violet	grey	white	pink**	turquoise**

** Colours available only for PS-03 and PS-06.

code markers

A	A	0374 **** *** A
B	B	0374 **** *** B
C	C	0374 **** *** C
D	D	0374 **** *** D
E	E	0374 **** *** E
F	F	0374 **** *** F
G	G	0374 **** *** G
H	H	0374 **** *** H
I	I	0374 **** *** I
J	J	0374 **** *** J
K	K	0374 **** *** K
L	L	0374 **** *** L
M	M	0374 **** *** M
N	N	0374 **** *** N
O	O	0374 **** *** O
P	P	0374 **** *** P
Q	Q	0374 **** *** Q
R	R	0374 **** *** R
S	S	0374 **** *** S
T	T	0374 **** *** T
U	U	0374 **** *** U
V	V	0374 **** *** V
W	W	0374 **** *** W
X	X	0374 **** *** X
Y	Y	0374 **** *** Y
Z	Z	0374 **** *** Z

0	0	0374 **** *** 0
1	1	0374 **** *** 1
2	2	0374 **** *** 2
3	3	0374 **** *** 3
4	4	0374 **** *** 4
5	5	0374 **** *** 5
6.	6.	0374 **** *** 6
7	7	0374 **** *** 7
8	8	0374 **** *** 8
9.	9.	0374 **** *** 9
L1	L1	0374 **** *** L1
L2	L2	0374 **** *** L2
L3	L3	0374 **** *** L3
+	+	0374 **** *** +
–	–	0374 **** *** -

/	/	0374 **** *** /
*	*	0374 **** *** *
⅄	⅄	0374 **** *** ETO
△	△	0374 **** *** TRI
⎓	⎓	0374 **** *** CRE
.	.	0374 **** *** .
↑	↑	0374 **** *** FV
→	→	0374 **** *** FH
⏚	⏚	0374 **** *** MAS
⏚	⏚	0374 **** *** TER
⏚	⏚	0374 **** *** TEP
∿	∿	0374 **** *** ALT
∿	∿	0374 **** *** ALTB
Ω	Ω	0374 **** *** OHM
℘	℘	0374 **** *** RHO
⎍	⎍	0374 **** *** SC
;	;	0374 **** *** ;
:	:	0374 **** *** :
=	=	0374 **** *** =

0	0374 **** 010 0
1	0374 **** 006 1
2	0374 **** 007 2
3	0374 **** 005 3
4	0374 **** 004 4
5	0374 **** 003 5
6.	0374 **** 002 6
7	0374 **** 008 7
8	0374 **** 013 8
9.	0374 **** 001 9
+	0374 **** 007 +
–	0374 **** 002 -
	0374 **** 010
	0374 **** 006
	0374 **** 007
	0374 **** 005
	0374 **** 004
	0374 **** 003
	0374 **** 002
	0374 **** 008
	0374 **** 013
	0374 **** 001
	0374 **** 015
	0374 **** 098

• Wands for PLIO SNAP +® markers

Particularly recommended for the location of cables on connector block, the PLIO SNAP +® markers can easily be placed on cables very close to another thanks to their assembly into the axis of the cable.PLIO SNAP +® markers can be put in position easily by placing the conductor in the flared end of the wand and the marker can then be pushed with the thumb on to the conductor.

The mounting wands have a base support so that they can be placed and will stay in a horizontal position and markings can therefore be easily identified.

type	article number	colours of the wands	for markers	wands
PST-00	0374 0005 010	**black**	PS-00	5
PST-01	0374 0015 006	**brown**	PS-01	5
PST-02	0374 0025 013	**grey**	PS-02	5
PST-03	0374 0035 003	**green**	PS-03	5
PST-06	0374 0045 007	**red**	PS-06	5
PST-09	0374 0055 002	**blue**	PS-09	5
PST-12	0374 0065 004	**yellow**	PS-12	5
PST-15	0374 0075 006	**brown**	PS-15	5
PST-17	0374 0085 013	**grey**	PS-17	5
PST-21	0374 0095 013	**grey**	PS-21	2
PST-24	0374 0105 013	**grey**	PS-24	2

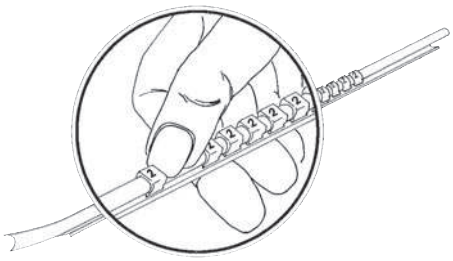

• PLIO SNAP +® PSR marker carriers for the markering of large cables

There are two length of marker carriers available for the PS-03 markers, and one length for the PS-09 markers.

We recommend fixing markers with SES-QUICK cable ties width 2,4 and 2,6 mm type 100/25SL - 150/26SL - 200/26SL - 110/26SE (see pages C12/..).

type	article number	for markers	markers per wand	pces
PSR-03-8	0374 0710 010	PS-03	8	100
PSR-03-15	0374 0720 010	PS-03	15	100
PSR-09-15	0374 0730 010	PS-09	15	100



• Box for PLIO SNAP +® markers

type	article number	pce
PSE	0374 0800 000	1



• Board PLIO SNAP +®

This board allows fast arranging of PLIO SNAP +® wands.

type	article number	pce
PSV	0374 0814 000	1



PLIO-CLIP marking system
Markers

PLIOCLIP

Material:	Polyamide 6.6
Operating temperatures:	-30 to +100°C
Tensile strength at yield:	65 N/mm²
Elongation at break:	300 %
Elasticity:	1300 N//mm²
Dielectric strength:	26 kV/mm
Flame resistance:	V2 UL94

Applications: markering of wires and cables of Ø 2,2 to 6 mm (sections 0,5 to 6 mm²) before or after connection.
This markering system is equipped with a security locking equivalent to that of a closed ring.



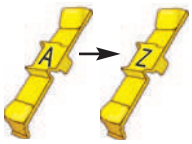

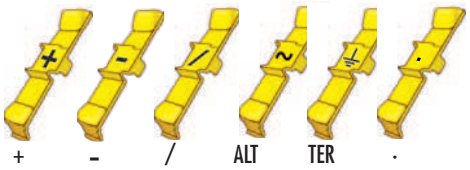






A A A

PLIO-CLIP markers

HF

Example for order:

code group	detail article	code colour	code marker
0737	0xxx	xxx	xxxx

PLIOCLIP-36 ⏚ 0737 0013 004 TER

PLIOCLIP-60 3 0737 0022 099 3

detail article

type	article number alphabetical	figures CI	colour	symbole	Ø mm	mm²	markers /bag	figure markers /bag
PLIOCLIP 36	0737 0011 004 ***	0737 0012 099 ***	0737 0014 ***	0737 0013 004 ***	2,2 - 3,6	0,5 - 2,5	224	512
PLIOCLIP 60	0737 0021 004 ***	0737 0022 099 ***	0737 0024 ***	0737 0023 004 ***	3,6 - 6	2,5 - 6	224	512

code colours

010	006	007	005	004	003	002	008	013	001
black	brown	red	orange	yellow	green	blue	violet	grey	white

code markers

A	0737 **** 004 A	N	0737 **** 004 N	+	0737 **** 004 +	0	0737 **** 099 0		0737 **** 010
B	0737 **** 004 B	O	0737 **** 004 O	–	0737 **** 004 -	1	0737 **** 099 1		0737 **** 006
C	0737 **** 004 C	P	0737 **** 004 P	/	0737 **** 004 /	2	0737 **** 099 2		0737 **** 007
D	0737 **** 004 D	Q	0737 **** 004 Q	∿	0737 **** 004 ALT	3	0737 **** 099 3		0737 **** 005
E	0737 **** 004 E	R	0737 **** 004 R	⏚	0737 **** 004 TER	4	0737 **** 099 4		0737 **** 004
F	0737 **** 004 F	S	0737 **** 004 S	.	0737 **** 004 .	5	0737 **** 099 5		0737 **** 003
G	0737 **** 004 G	T	0737 **** 004 T			6.	0737 **** 099 6		0737 **** 002
H	0737 **** 004 H	U	0737 **** 004 U			7	0737 **** 099 7		0737 **** 008
I	0737 **** 004 I	V	0737 **** 004 V			8	0737 **** 099 8		0737 **** 013
J	0737 **** 004 J	W	0737 **** 004 W			9.	0737 **** 099 9		0737 **** 001
K	0737 **** 004 K	X	0737 **** 004 X						
L	0737 **** 004 L	Y	0737 **** 004 Y						
M	0737 **** 004 M	Z	0737 **** 004 Z						

B9

Markers


Tele Safe


SILAVIA LASER



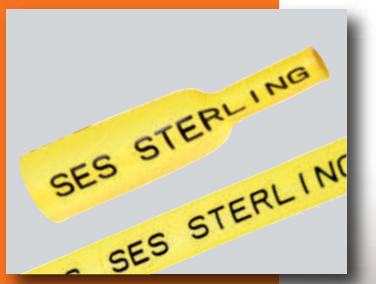
SES STERLING
SES STERLING


LASER
New
A3


LASER
A4
A2
Neu

Rubber markers

Pages	B9/1		B9/2	
	HELAVIA® LASER	**HELAVIA-TWIN**	**SILAVIA LASER**	**SILAVIA-TWIN**
Profiles				
Material	polychloroprene rubber		silicone rubber	
Temperatures of use	-30 to +90°C		-80 to +200°C	
Specification			halogene free	
For cables Ø	1,25 to 28 mm		1,3 to 25 mm	
Standard colours*	white - blue - green - yellow - brown - red - grey	yellow	white - blue - green - yellow - brown - red - grey	yellow
Printing	alpha-numeric symbol / logo		alpha-numeric symbol / logo	
Quantity of sides	1 or 2 sides		1 or 2 sides	
Quantity of lines	1 or several lines		1 or several lines	
Printing direction	axial or longitudinal		axial or longitudinal	

Pages	B9/3	B9/4	
	PLIO®	**PLIOFINE B-EX**	**PLIO-R**
Profiles			
Material	PVC	cross linked polyolefine	PVC
Temperatures of use	-20 to +90°C	-55 to +135°C	-20 to +90°C
Specification		halogene free**	
For cables Ø	1 to 20 mm	0,6 to 25,4 mm	2 to 11 mm
Standard colours*	white, blue, yellow, red	white, blue, green yellow, red	white, blue, green yellow, orange, red, brown, violet, black, grey
Printing	alpha-numeric symbol / logo	alpha-numeric symbol / logo	alpha-numeric symbol / logo
Quantity of sides	1 or 2 sides	1 side	1 side
Quantity of lines	1 or several lines	1 or several lines	1 or several lines
Printing direction	axial or longitudinal	axial or longitudinal	axial or longitudinal

* Other colours upon request.
** Traces of halogene.

HELAVIA® marker sleeves
Quality, indelible and tamper-proof marking

HELAVIA® LASER

RoHS

HELAVIA® LASER

Material:	polychoprene rubber
Operating temperatures:	-30 to +90°C
Shore hardness A:	40 ± 5
Ultimate elongation:	> 600 %
Dielectric strength:	> 13 kV / mm
Resistance to ozone:	good
Flame resistance:	V0 UL94

Applications: HELAVIA® LASER marker sleeves allow aesthetic and space-saving identification thanks to their thin wall which makes them integral with the cable. LASER engraved, they guarantee high quality, indelible and tamper-proof marking, resistant to abrasion, harsh environments and weather conditions.



• Standard colour:

001	020	003	004	006	007	013
white	blue	green	yellos	brown	red	grey

• Types of marker sleeves

type	for cables Ø (mm)	int. Ø mm	wall mm
A0	1,25 - 2	1,25	0,5
A1	1,75 - 3,5	1,75	0,5
A1bis	2,4 - 4,5	2,4	0,6
A2	3 - 6	3	0,6
A3	5 - 9	5	0,7
A4	7,5 - 12	7,5	0,8
A5	10 - 15	10	0,9
A8	12 - 20	12	1,2
A9	14 - 23	14	1,3
A10	17 - 28	17	1,3



• Length of the marker sleeves (other lengths on request)

10 mm | 15 mm | 20 mm | 25 mm | 30 mm

• LASER engraving

- Type of engraving: alphanumeric or graphic
- Number of line(s): 1 or 2 sides, 1 or several lines
- Printing direction: radial or longitudinal

Art. no.: **0333 0000 000**

You can download the SES-LASER software for easy production of marker files for laser engraving from our website at the following address: www.ses-sterling.com, **Products**, **Software and Supports.**

D1/1



D1/1-02



HELAVIA-TWIN

Material:	polychoprene rubber
Operating temperatures:	-30 to +90°C
Shore hardness A:	40 ± 5
Ultimate elongation:	> 600 %
Dielectric strength:	> 13 kV / mm
Resistance to light and ozone:	good
Flame resistance:	V0 UL94

Applications: HELAVIA® marker sleeves allow aesthetic and space-saving identification thanks to their thin wall which makes them integral with the cable. They are coated with a protective varnish to ensure that the markings remain in place. The yellow colour is recommended: it is not very dirty and gives a good contrast.



• Standard colour:

004

yellox (other colours on request)

• Types of marker sleeves

type	for cables Ø (mm)	int. Ø mm	wall mm
A0	1,25 - 2	1,25	0,5
A1	1,75 - 3,5	1,75	0,5
A1bis	2,4 - 4,5	2,4	0,6
A2	3 - 6	3	0,6
A3	5 - 9	5	0,7
A4	7,5 - 12	7,5	0,8
A5	10 - 15	10	0,9
A8	12 - 20	12	1,2
A9	14 - 23	14	1,3
A10	17 - 28	17	1,3

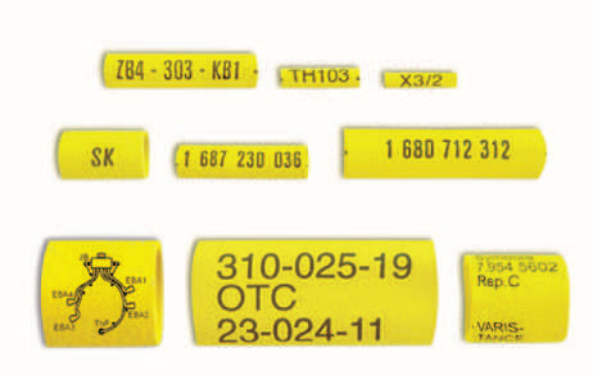

• Length of the marker sleeves (other lengths on request)



• Typographic printing

- Type of printing: alphanumeric or graphic
- Number of line(s): 1 or 2 sides, 1 or several lines
- Printing direction: radial or longitudinal

Art. no.: **0351 0000 000**

Minimum available: 250 pieces per type and print

D1/1



D1/1-02



SILAVIA marker sleeves

Quality, indelible and tamper-proof marking

SILAVIA LASER

SILAVIA LASER

Material:	silicone rubber
Operating temperatures:	-80 to +200°C
Shore hardness A:	40 ± 5
Ultimate elongation:	> 500 %
Dielectric strength:	18 kV / mm
Resistance to light:	good
to ozone:	very good
Specification:	halogene free

Applications: in addition to its good elasticity, silicone rubber is characterised by its temperature resistance and excellent resistance to ozone for applications subject to high temperatures or outdoors.



• Standard colours:

001	020	003	004	006	007	013
white	blue	green	yellos	brown	red	grey

• Types of marker sleeves



type	for cables Ø (mm)	int. Ø mm	wall mm
A0	1,3 - 1,8	1,25	0,5
A1	1,9 - 2,5	1,75	0,5
A1bis	2,5 - 3	2,4	0,6
A2	3 - 5	3	0,6
A3	5 - 7,5	5	0,7
A4	7,5 - 10	7,5	0,8
A5	10 - 13	10	1
A8	13 - 14	12	1,2
A9	15 - 19	14	1,3
A10	18 - 25	17	1,3

• Length of the marker sleeves (other lengths on request)

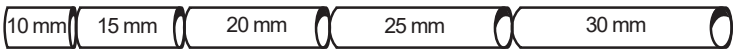

• LASER engraving

- Type of engraving: alphanumeric or graphic
- Number of line(s): 1 or 2 sides, 1 or several lines
- Printing direction: radial or longitudinal

Art. no.: **0335 0000 000**

You can download the SES-LASER software for easy production of marker files for laser engraving from our website at the following address: www.ses-sterling.com, **Products**, **Software and Supports.**

D1/1



D1/1-02



SILAVIA-TWIN marker sleeves
with special print and protective coating

SILAVIA-TWIN

Material:	silicone rubber
Operating temperatures:	-80 to +200°C
Shore hardness A:	40 ± 5
Ultimate elongation:	> 500 %
Dielectric strength:	18 kV / mm
Resistance to light:	good
to ozone:	very good
Specification:	halogene free

Applications: SILAVIA-TWIN marker sleeves are characterised by their good elasticity, temperature resistance and excellent resistance to ozone. They are coated with a protective varnish to ensure that the markings remain in place.

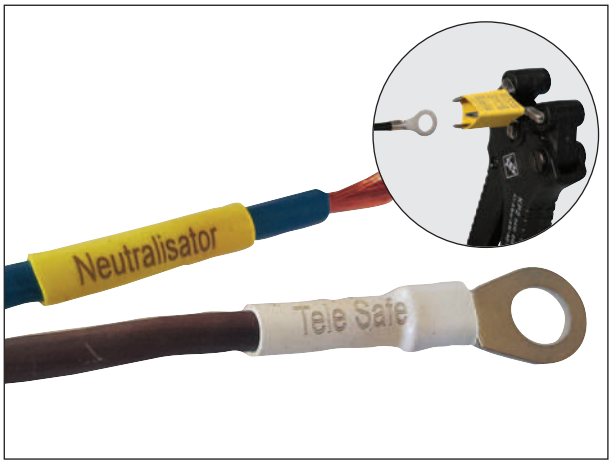

• Standard colour:

004

yellos (other colours on request)

• Types of marker sleeves

type	for cables Ø (mm)	int. Ø mm	wall mm
A0	1,3 - 1,8	1,25	0,5
A1	1,9 - 2,5	1,75	0,5
A1bis	2,5 - 3	2,4	0,6
A2	3 - 5	3	0,6
A3	5 - 7,5	5	0,7
A4	7,5 - 10	7,5	0,8
A5	10 - 13	10	1
A8	13 - 14	12	1,2
A9	15 - 19	14	1,3
A10	18 - 25	17	1,3

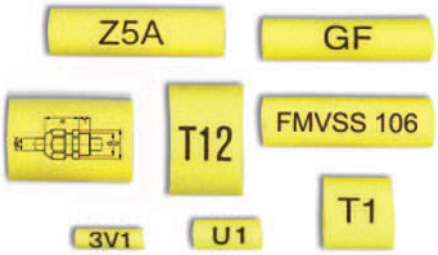

• Length of the marker sleeves (other lengths on request)

10 mm | 15 mm | 20 mm | 25 mm | 30 mm | 40 mm | 50 mm

• Typographic printing

- Type of printing:	alphanumeric or graphic
- Number of line(s):	1 or 2 sides, 1 or several lines
- Printing direction:	radial or longitudinal

Art. no. : **0358 0000 000**

Minimum available: 250 pieces per type and print

D1/1



D1/1-02



PLIO®

Material:	PVC
Standard colours:	white (001) - blue (002) yellow (004) - red (007)
Temperatures of use:	-20 to +90°C
Hardness Shore A :	90 ±5
Tensile strength at break:	20 N/mm²
Ultimate elongation:	300%
Dielectric strength:	20 kV/mm
Resistance to:	
light:	good
ozone:	good
Minimum available:	250 pieces per type and print



Standard colours:

001	002	004	007
white	blue	yellow	red

other colours upon request.

- They allow fast and aesthetic identification.
- Sleeves are applied by simply sliding on to the conductor and can be adhered to some insulations with PLIO-Colle if required.
- The printing process used ensures good marker resistance.
- PLIO® sleeves (family 0353) are printed upon request.
  Please consult our technical department and specify:
  - the size of the sleeve (internal Ø between 1 and 20 mm),
  - the length of the sleeve (maxi. 200 mm),
  - the printing (alpha-numeric or graphics),
  - the type of print (1 or 2 sides, 1 or several lines, radial or axial),
  - the colour.
- Article number: **0353 0000 000**

• PLIO-Colle special adhesive for PLIO® markers

To fix PLIO® markers on PVC insulated cables. PLIO glue contains flammable light solvents. Stored at temperatures below 25°C, it is inert. It dilutes with acetone. Caution: handle with gloves in a well-ventilated room and away from any flame or incandescent products.

type	article number		
PLIO-Colle	0704 0001 000	1	can of 0,25 l with an application brush



PLIOFINE B-EX / PLIO-R

Shrink ratio 2/1 or 3/1

Material: cross linked Polyolefine or PVC
Printable sleeving:
Ø 1,6 to 32 mm before shrinking for cut sleeves
Ø 3,2 to 12,7 mm before shrinking for pre-cut sleeves

Print: in 1 or several lines

Minimum: 100 identical sleeves

Print of non standard **signs, logos** and other **graphics:** extra charge depending on price list (0357 0904 000).

Put into action according to the price list (0357 9999 000)

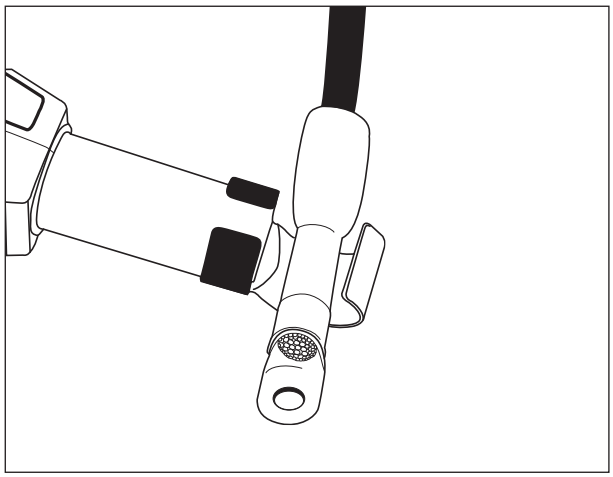

Standard colours PLIOFINE B-EX:

001	002	003	004	007
white	blue	green	yellow	red

Standard colours PLIO-R:

001	002	003	004	005	006	007	008	010	013
white	blue	green	yellow	orange	brown	red	violet	black	grey

Characteristics

- Printed markers are manufactured of PLIOFINE B-EX and PLIO-R heat shrinkable sleeving and allow an aesthetic print. They are applied by simply sliding on to the conductor before shrinking.
- They are hot printed, radial or axial markings, in one or several lines, with letters, figures or graphics. Standard marker length range from 10 to 100 mm, cut or pre-cut.
- All markings over 100 sleeves per size, length, colour and print are possible.
- When no dimension is stated, the print height will be defined by our technical department.
- Article number: **0357 0000 000**

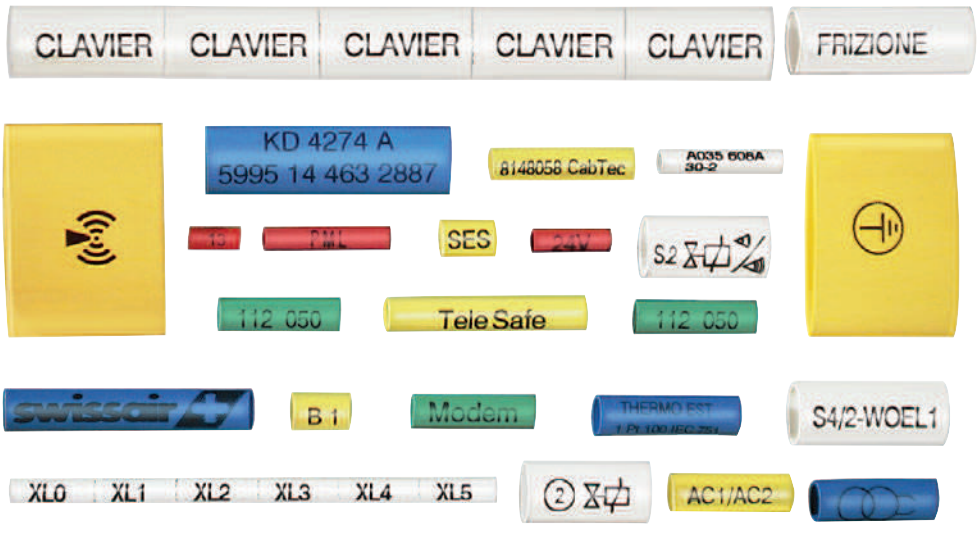

B10

Various markers

















Pages	B10/1	B10/2
Identification	**Rigid insulating and identification markers**	**Printed boots for standard crimp terminals**
	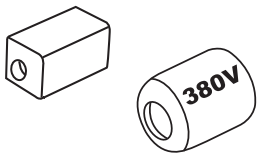	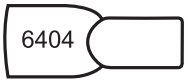
Materials	polystyrene choc	flexible PVC
Temperatures of use	-30 to +70°C	-25 to +75°C
Specification	halogene free	-
For cables	2,5 to 16 mm^2	Ø 2,8 to 5 mm
Standard colours	white - blue - green - yellow red - black - grey - lilac	white - blue - green - yellow orange - brown - red - violet black - transparent - grey - ivory

Rigid insulating and identification markers
Cylindrical ER and square EC - unprinted

SES®

HF RoHS

ER - EC

Material: high impact polystyrene
Operating temperatures: -30 to +70°C
Elongation at break: 45 %
Tensile stregth at break: 30 MPa

Application:
ER and EC markers allow insulation, wire end terminations and wire marking.



Example for order:

code group			detail article				code colour		
0	1	2	6	x	x	x	x	x	x	x

Standard colours:

001	002	003	004	007	010	013	017
white	blue	green	yellow	red	black	grey	lilac

• Cylindrical unprinted ER markers

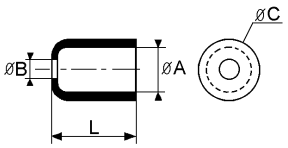

type	article number	for wire mm²	dimensions (mm) Ø A	Ø B	Ø C	L	
ER - 38	0126 0001 ***	2,5	3,8	2,2	5,3	10	500
ER - 45	0126 0002 ***	4	4,5	2,7	6	10	500
ER - 48	0126 0003 ***	2,5	4,8	2,2	6,3	10	500
ER - 50	0126 0004 ***	4	5	2,7	6,5	10	500
ER - 51	0126 0005 ***	6	5,1	3,3	6,6	10	500
ER - 60	0126 0006 ***	6	6	3,3	7,5	12	500
ER - 65	0126 0007 ***	10	6,5	4	8	12	500
ER - 80	0126 0008 ***	16	8	5	10	12	500
ER - 95	0126 0009 ***	16	9,5	6	12	14	500



• Square unprinted EC markers

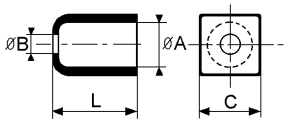

type	article number	for wire mm²	dimensions (mm) Ø A	Ø B	Ø C	L	
EC - 42	0126 0021 ***	2,5	4,2	2,2	6	12	500
EC - 52	0126 0022 ***	4	5,1	2,7	7	12	500
EC - 61	0126 0023 ***	6	6	3,3	8	12	500



Rigid insulating and identification markers
Cylindrical ER and square EC - printed

SES®

HF RoHS

ER - EC

Material: high impact polystyrene
Operating temperatures: -30 to +70°C
Elongation at break: 45 %
Tensile stregth at break: 30 MPa

Application:
ER and EC markers allow insulation, wire end terminations and wire marking.

Print upon request: alphanumeric characters, symbols (please contact us).



Example for order:

code group				detail article				code colour		
0	3	5	6	x	x	x	x	x	x	x

Standard colours:

001	002	003	004	007	010	013	017
white	blue	green	yellow	red	black	grey	lilac

• Cylindrical unprinted ER markers

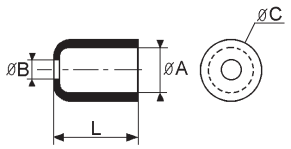

type	artide number print 1 side	artide number print 2 sides	for wire mm²	dimensions (mm) Ø A	Ø B	Ø C	L	
ER - 38 imp	0356 0011 ***	0356 0031 ***	2,5	3,8	2,2	5,3	10	250
ER - 45 imp	0356 0012 ***	0356 0032 ***	4	4,5	2,7	6	10	250
ER - 48 imp	0356 0013 ***	0356 0033 ***	2,5	4,8	2,2	6,3	10	250
ER - 50 imp	0356 0014 ***	0356 0034 ***	4	5	2,7	6,5	10	250
ER - 51 imp	0356 0015 ***	0356 0035 ***	6	5,1	3,3	6,6	10	250
ER - 60 imp	0356 0016 ***	0356 0036 ***	6	6	3,3	7,5	12	250
ER - 65 imp	0356 0017 ***	0356 0037 ***	10	6,5	4	8	12	250
ER - 80 imp	0356 0018 ***	0356 0038 ***	16	8	5	10	12	250
ER - 95 imp	0356 0019 ***	0356 0039 ***	16	9,5	6	12	14	250



• Square EC markers printed

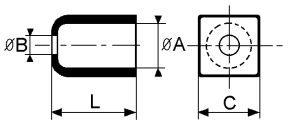

type	artide number print 1 side	artide number print 2 sides	for wire mm²	dimensions (mm) Ø A	Ø B	C	L	
EC - 42 imp	0356 0054 ***	0356 0051 ***	2,5	4,2	2,2	6	12	250
EC - 52 imp	0356 0055 ***	0356 0052 ***	4	5,1	2,7	7	12	250
EC - 61 imp	0356 0056 ***	0356 0053 ***	6	6	3,3	8	12	250



Printed boots for standard crimp terminals
hot foil printed

SES®

Printed boots

Material: PVC
Operating temperatures: -25 to +75°C
Hardness Shore A: 70 ±5
Ultimate elongation: 350%
Dielectric strength: >20 kV/mm
Flame resistance: HB UL94

Application: for the insulation and the marking of crimp terminals.

Minimum quantity: printing on 1 side upon request: alphanumeric characters, symbols, other qualities (PE or PA). Please contact us.



Standard colours:

001	002	003	004	005	006	007	008	010	011	013
white	blue	green	yellow	orange	braun	red	purple	black	transp.	grey

Example for order:

code group				detail article				code colour		
0	3	5	4	0	x	x	x	x	x	x

type	article number	for crimps	cable ø mm	boot length mm	
• Boots for female crimp terminal					
B - 3 PVC-IM	0354 0016 ***	2,8	2,8	5,5	250
B - 4 PVC-IM	0354 0047 ***	4,8	3,2	7	250
B - 5 PVC-IM	0354 0013 ***	5 AMP®	4,5	8	250
B - 6 PVC-IM	0354 0011 ***	6,3	3,6	8	250
BE - 6 PVC-IM	0354 0015 ***	6,3 flagged	3,6	13,7	250
• Boots for male crimp terminal					
BW - 6 PVC-IM	0354 0012 ***	6,3	3,6	5,5	250
BF - 6 PVC-IM	0354 0048 ***	6,3	3,6	11	250

A22/30 Technical drawings D6/3-02



B11

Printed carriers with indelible marking











PLIO CARRIERS
laser or embossed marking

For the identification of cables in applications where unalterable marking the method ensures a laser marking quality, indelible and tamper-proof, resistant to abrasion, harsh environments and weather.

• Principe

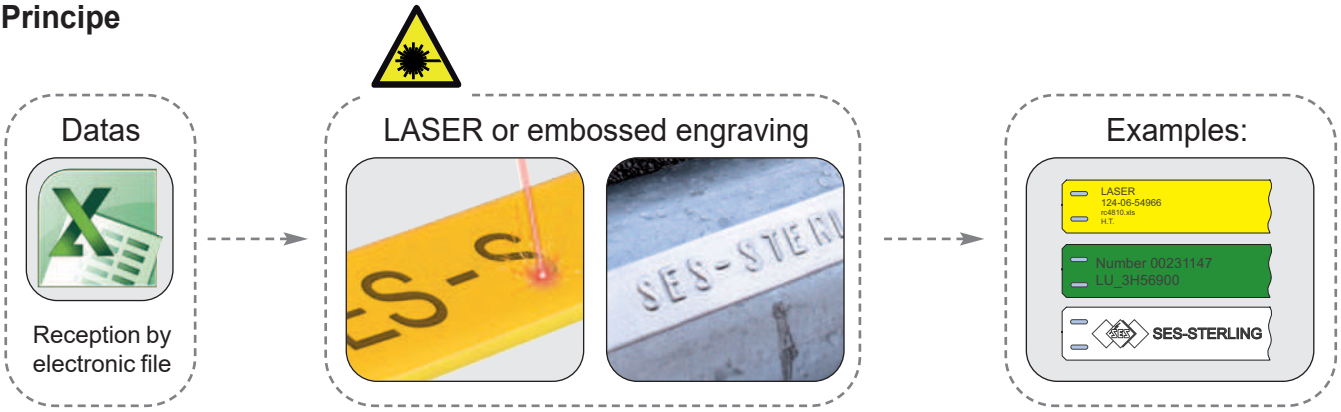

• Carriers: material and widths



PVC width 12 mm | PVC width 25 mm | PP-HF width 12 mm | PP-HF width 25 mm | INOX several widths

• Examples of punching

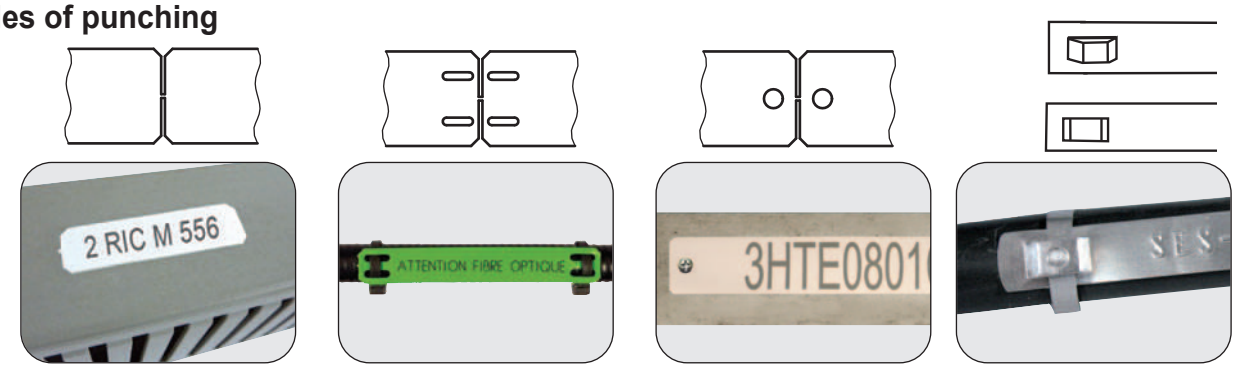

Fixation by double-sided adhesive tape | Fixation by SES-QUICK cable ties | Fixation by screws or rivets | Fixation by INOX-BALL-QUICK cable ties

• Packing



caterpillar pre-cut for carriers PVC and PP | pasted on cardboard | bulk

C12/1-01 - Max. width of the cable ties: 7,6 mm.



PLIO® printed carriers
LASER

PLIO® carriers

	PVC flame resistant	PP flame resistant
Material:		
Operating temperatures:	-20 to +90°C	-20 to +90°C
Flame resistance:	V0 UL94	V0 UL94
Specifications :	-	halogen free (HF)

Applications: our carriers are designed to respond to the need for speed of application, retro-marking, larger diameter cables and other applications.

Laser engraving guarantees a high-quality marking that is resistant to abrasion and environmental influences.



• Types of carriers

type	article number	material	width mm
Carrier LASER PP 12 HF	0380 0070 000	PP	12
Carrier LASER PP 25 HF	0380 0080 000	PP	25
Carrier LASER PVC 12	0380 0001 000	PVC	12
Carrier LASER PVC 25	0380 0050 000	PVC	25

Length of the carrier: 200 mm maxi.



Print area: 140 mm max.

• Standard colours

Other colours upon request.

LASER carriers PP 12 HF



LASER carrier PP 25 HF

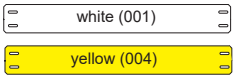

HF

LASER carrriers PVC 12



LASER carriers PVC 25



• Punching

Other punching upon request.

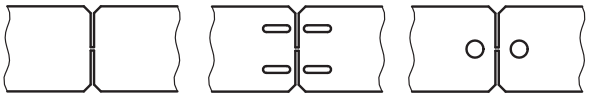

• **Packaging:** caterpillar, on adhesive cardboard or loose.

C12/1-01 - Max. width of the cable ties: 7,6 mm.



PLIO® printed carriers
LASER

PLIO® carriers

Material: flexible PVC (quality 9920)
Operating temperatures: -20 to +90°C
Flame resistance: V0 UL94



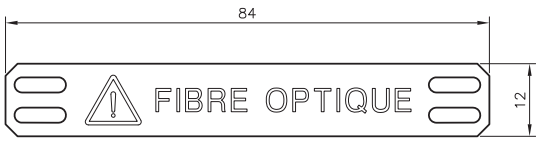

type	article number	
Carriers FO-FRA	0380 0036 003	25
Carriers FO-DEU	0380 0037 003	25
Carriers FO-ENG	0380 0038 003	25



C12/1-01 - Max. width of the cable ties: 7,6 mm.



Strips INOX laser engraved
Personalised identification

INOX laser

Material: stainless steel 316

Operating temperatures: -80 to +500°C

Specifications: good resistance to acids and chemicals, not flammable, excellent resistance to aging, unchanging

Application: for identifying cables and tubes in extreme conditions, use in harsh environments, corrosive atmospheres or high level of fire resistance.

- Engraving from computer files.
- Engraved identification, indelible, proof and permanent.



• Characteristic:

- Alphanumeric legends, logos and drawing.
- Lengths of the strips: 46, 58, 82, 106 and 176 mm.
- Height of the strip: 10 mm, 14 mm.
- Quantity of legends: depending on the size of characters.

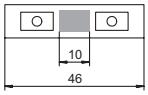

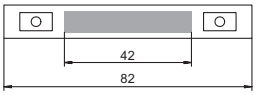

• Type of strips

type	article number
INOX LASER	0380 0225 000

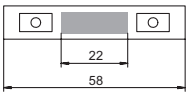





• Fixing system :
with our cable ties INOX-BALL-QUICK width 7,9 mm.



flat

• Packaging:
- on metallic cable ties
- on adhesive sheet



elevated*

Other requests, please consult us.

* recommended in the food industry.

C13/30-01



C13/30-03



B11/2-02



Strips INOX embossed
Personalised identification in relief

INOX embossed

Material: stainless steel 316
Operating temperatures: -80 to +500°C
Specifications: good resistance to acids and chemicals, not flammable, excellent resistance to aging, unchanging

Application: for identifying cables and tubes in extreme conditions, use in harsh environments, corrosive atmospheres or high level of fire resistance.

- Embossing from computer files.
- Identification in relief indelible, proof and permanent.



• Characteristic:

- Alphanumeric legends and symbols.
- Lengths of the strips according to the text.
- Height of the strip: 10 mm for 1 line. 14 mm for 2 lines.
- Quantity of legends: from 1 to 25 legends (+ upon request) on 1 or 2 lines.
- Size of the legends: 4,2 mm.

• Type of strips

type	article number	quantity of lines	quantity legends/line
1L 1-15CAR	0380 0825 000	1	1...15
1L 16-25CAR	0380 0826 000	1	16...25
2L 1-15CAR	0380 0827 000	2	1...15
2L 16-25CAR	0380 0828 000	2	16...25

• Fixing system :
with our cable ties INOX-BALL-QUICK width 7,9 mm.



flat



elevated*

• Packaging:
- on metallic cable ties
- on adhesive sheet

Other requests, please consult us.

* recommended in the food industry.

C13/30-01



C13/30-03



B11/2-01



Write-on plates CH-M
LASER engraved

CH-M LASER

New

Material:	PE
Operating temperatures:	-50 to +85°C
UV resistance:	excellent
Resistance to bad weather and chemical agents :	good to excellent
Specification:	halogen-free

Application: for the location of cables, conduits and poles, both outdoors and underground, particularly in the field of telecommunications.

The CH-M write on plates can be fastened with cable ties or screws.

The LASER engraving guarantees high-quality marking that is resistant to abrasion and environmental influences.



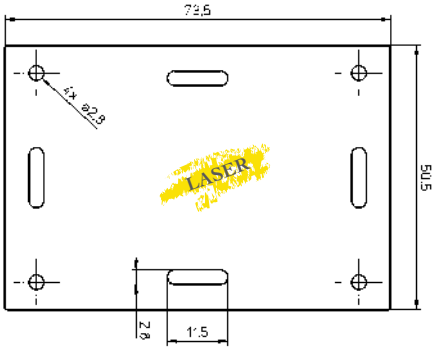

• Write on plates CH-M LASER engraved

Standard colours:

001	002	003	004	005	007	008	013
white*	blue	green	yellow	orange	red	purple	grey

type	art. no.	
CH-M LASER	0380 0220 000	100

* Colour white in PP.



• Write on plates CH-M LASER engraved white

Only available in black with a white engraving guaranteeing a very sharp and high-contrast LASER rendering.

Standard colour:

010
black

type	art. no.	
CH-M LASER white	0380 0221 000	100



C12/1-01



Write-on plates
for SES-QUICK cable ties

SES-QUICK

HF RoHS

CH-...

Material:	PA 6	PE
Colour:	white	black
Operating temperatures:	-20 to +85°C	-50 to +85°C
Flame resistance:	V2 UL94	-

Application: for the identification of cables, conduits and posts. Marking with a nylon tip pen or self-adhesive labels. LASER printing on request.



type	code article	dimensions mm	width cable ties (mm)	
CH-AQ 22x10 PA WH	0140 0101 001	22 x 10	< 2,6	100
CH-AQ 22x10 PE BK	0140 0111 010			
CH-AQ 29x14 PA WH	0140 0102 001	29 x 14	< 4,6	100
CH-AR 22x10 PA WH	0140 0103 001	22 x 10	< 2,6	100
CH-AT 29x14 PA WH	0140 0104 001	29 x 14	< 4,6	100
CH-AT 29x14 PE BK	0140 0114 010			
CH-AL 32x14 PA WH	0140 0105 001	32,5 x 14	< 4,6	100
CH-AL 32x14 PE BK	0140 0115 010			
CH-Z PA WH	0140 0021 001	34 x 13	< 4,6	100
CH-Z PE BK	0140 0041 010			
CH-P PA WH	0140 0020 001	38 x 19	< 4,6	100
CH-P PE BK	0140 0040 010			

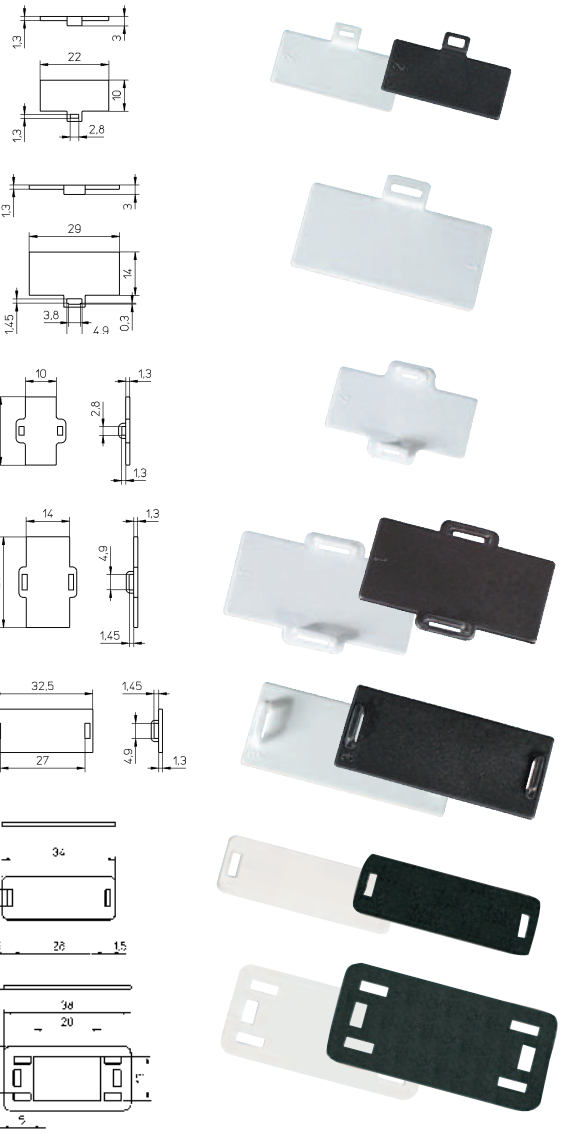

C14/5-01



B2/7-02

LASER printing on request



C12/1-01



B12

Label holders













• Product information:

page	B12/1					B12/4			
type	**PT EF**	**PT EG**	**LFL 2H**	**LFL**	**LF**	**FB 109 FB 110 FB 112 FB 120**	**FB 109 ET FB 110 ET FB 112 ET**	**FB 201 FB 211**	**FB 201 ET FB 211 ET**
colours of the labels	-	-	white yellow	white yellow	white yellow	-	white yellow	-	white yellow
							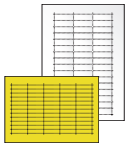		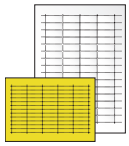

page	B12/6	B12/8	B12/9	B12/10
type	**PLIO-15 PLIO-30**	**PLIOMARK MINI**	**PLIOMARK MAXI**	**PLIOMARK MINOX**
colours of the labels	white	yellow	yellow	steel
			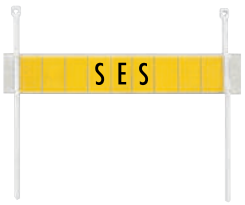	

Identification support band

Band PT E

Material: EVA
Colour: transparent
Operating temperatures: -20 to +65°C

Applications: punched transparent support band for large cables and tubes.The band punching can be held with our SES-QUICK cable ties width 2,6 mm.

The M1P-BAND10 band, printable with our PLIOSCRIB M1-PRO printer, the labels LFL 9,5, printable with a laser-printer, as well as the PLIOMARK MINI labels (only PT EF band) can be used with PT band for a clean and sustainable identifying.



• Band PT EF - Punching at the ends

type	article number	L mm	useful length mm	pces
PT EF 9,5 - 31	0738 0136 011	31	20	50
PT EF 9,5 - 41	0738 0137 011	41	30	50
PT EF 9,5 - 51	0738 0138 011	51	40	50
PT EF 9,5 - 61	0738 0139 011	61	50	50
PT EF 9,5 - 71	0738 0140 011	71	60	50



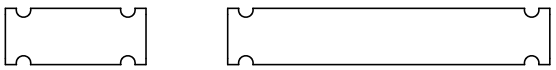

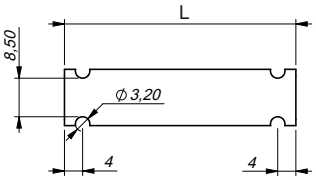

Available in special length. Consult us.

• Band PT EG - Punching centered

type	article number	L mm	X mm	pces
PT EG 9,5-17,5	0738 0144 011	17,5	9	50
PT EG 9,5-28	0738 0145 011	28	14,25	50
PT EG 9,5-35	0738 0146 011	35	17,75	50
PT EG 9,5-45	0738 0147 011	45	22,75	50
PE EG 9,5-60	0738 0148 011	60	30,25	50



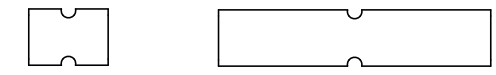

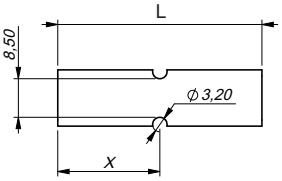

Available in special length. Consult us.

C12/1-01 B12/1-02 B12/8-01 B13/21-01







*Only for PT EF band





Support band and identification labels
LASER printable

Labels LFL

Material: PET
Temperatures of use: -40 to +125°C
Label thickness: 0,195 mm
Standard colours: white - yellow
Applications:
- printable on a LASER printer,
- double sided printing: 1 side colour white and 1 side colour yellow.

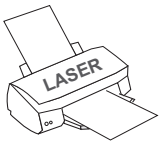



type	article number	printing surface mm	no. of carriers per sheet	pces
LFL 9,5-17,5	0738 0420 000	9,5 x 17,5	319	10
LFL 9,5-28	0738 0421 000	9,5 x 28	203	10
LFL 9,5-35	0738 0422 000	9,5 x 35	145	10
LFL 9,5-196	0738 0423 000	9,5 x 196	29	10
LFL 19-50	0738 0424 000	19 x 50	56	10
LFL 19-100	0738 0425 000	19 x 100	28	10



Use with our label holder or our support bands:

PT EF and PT EG	FB	PLIOMARK MINI and MAXI
B12/1-0	B12/4-01	B12/8 and B12/9







You can download the printing software PLIOMARK-PRINT for these labels on our web site: www.ses-sterling.com, choose **Products**, then **Software and Media**.

Free version for printing text only or full version (30-day trial) for printing text, image, logo, barcode and QR-code (full licence: item code 0317 0003 000).

Carriers LFL 2H

Material: PET
Temperature range: -40 to +125°C
Label thickness: 0,195 mm
Standard colours: white - yellow
Applications:
- printable on a LASER printer,
- double sided printing: 1 side colour white and 1 side colour yellow.

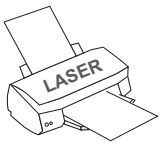



type	article number	printing surface mm	no. of carriers per sheet	
LFL 2H 9,9-26	0738 0400 000	9,9 x 26	42	10
LFL 2H 9,9-66	0738 0401 000	9,9 x 66	56	10



C12/1-01 - Max. width of the cable ties: 4,8 mm.



Printable carriers labels
LASER printable

Label LF

Material: PET
Temperature range: -40 to +125°C
Label thickness: 0,195 mm
Standard colours: white - yellow

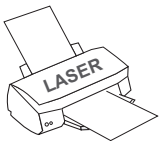

Applications:
- printable on a LASER printer.
- the model LF3D is printable on both sides: 1 side white and 1 side yellow.



type	article number white 001	article number yellow 004	printing surface mm	for cable section mm²	no. of carriers per sheet	
LF0	0738 0028 001	0738 0028 004	5,2 x 13	0,25 - 0,75	60	10
LF1	0738 0030 001	0738 0030 004	5,2 x 11	0,75 - 1,5	60	10
LF1L	0738 0031 001	0738 0031 004	5,2 x 22	0,75 - 1,5	30	10
LF1B	0738 0032 001	0738 0032 004	5,7 x 11	1,5 - 2,5	60	10
LF1BL	0738 0033 001	0738 0033 004	5,7 x 22	1,5 - 2,5	30	10
LF2	0738 0034 001	0738 0034 004	7 x 11	2,5 - 6	60	10
LF3	0738 0035 001	0738 0035 004	11 x 17	6 - 16	20	10
LF3D	0738 0036 000		11 x 64	6 - 16	32	10









You can download the printing software PLIOMARK-PRINT for these labels on our web site:
www.ses-sterling.com, choose **Products**, then **Software and Media**.

Free version for printing text only or full version (30-day trial) for printing text, image, logo, barcode and QR-code (full licence: item code 0317 0003 000).

Label holder PLIO CLICK
and LASER printable labels

Label holder PLIO CLICK

New

Material: EVA
Colour: white, blue, green, yellow, red, black
Operating temperatures: -20 to 65°C
Specifications: halogen free

Applications: The PLIO CLICK label holder can be closed without tools by simply pressing the thumb. An audible 'click' confirms that it is locked securely. It opens and closes without losing its characteristics: reusable, repositionable, label change, etc...

It is designed for the identification of cables up to Ø 4 mm in the telecommunications and IT fields. It is the ideal accessory for temporary or permanent cable identification with the possibility of categorising the cables thanks to the different colours offered.

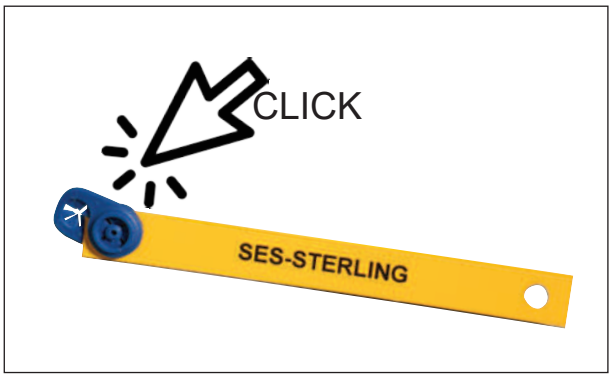

Example for order:

code group				detail article				code colour		
0	7	3	8	0	5	0	0	x	x	x

Standard colours:

001	002	003	004	007	010
white	blue	green	yellow	red	black



type	article number	pces
PLIO CLICK	0738 0500 ***	100

Label PLIO CLICK

New

Material: PES
Standard colours: white - yellow
Operating temperatures: -40 to +125°C
Label thickness: 0,195 mm
Specifications: halogen free

Applications: The labels are recommended for use with our PLIO CLICK label holders.
- can be printed on a LASER printer or marked with a pen.
- printable on both sides: 1 side in white and 1 side in yellow.





type	artile number	printing surface mm	quantity of labels per sheet A4	sheet
Label for PLIO CLICK	0738 0040 000	8 x 70	56	10

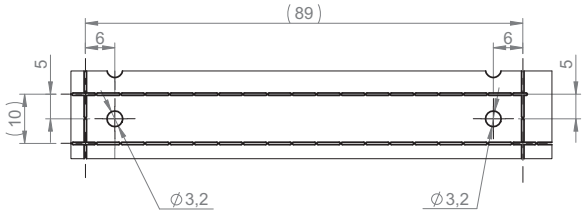

You can download the printing software PLIOMARK-PRINT for these labels on our web site:
www.ses-sterling.com, choose **Products**, then **Software and Media**.

Free version for printing text only or full version (30-day trial) for printing text, image, logo, barcode and QR-code
(full licence: item code 0317 0003 000).

* Use the template LFL 2H 9.9/66 to print the PLIO CLICK labels.

C14/5-01 - QUICK-MARKERS



FB label holder with strapping and label sheet
for pipes and cables

SES®

RoHS

FB 109 / FB 110 / FB 112 / FB 120

Material:
support: white hight impact polystyrene
cover: transparent polystyrene
labels: white cardboard (supplied)
perforated stripping: transparent flexible PVC

Operating temperatures: -20 to +60°C

Aplication: marking of pipes and cables (Ø minimum 8 mm).

(supplied with transparent perforated strapping).



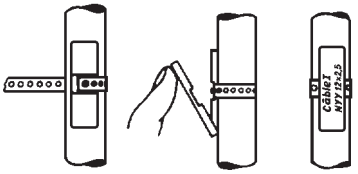

type	article number	ext. dimensions of the label holder (mm) L x H x thickness	dimensions of the label (mm)	label holders + strapping
Complete box (label holders + strapping)				
FB 109	0102 0003 000	39 x 11 x 5	36 x 9	60 + 5 m strapping
FB 110	0102 0001 000	52 x 12 x 5	49 x 10	55 + 5 m strapping
FB 112	0102 0002 000	52 x 18 x 5	49 x 16	50 + 5 m strapping
Transparent perforated strapping				
FB 120	0814 0001 011	width: 10 mm		2 x 50 m



FB 109 ET / FB 110 ET / FB 112 ET

Material: cardboard
Colours: white - yellow
Thickness: 0,2 mm
Weight: 180 g/m²

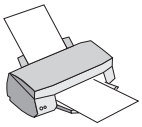

Applications: the labels can be used in our FB-label holders after having been printed on a Laser or inkjet printer.

type	article number white 001	article number yellow 004	dimensions of the label mm	size of the sheet	quantity of labels / sheet	
FB 109 ET	0102 0013 001	0102 0013 004	36 x 9	A5	60	10
FB 110 ET	0102 0011 001	0102 0011 004	49 x 10	A4	78	10
FB 112 ET	0102 0012 001	0102 0012 004	49 x 16	A4	48	10



You can download the document template for these labels on our web site: www.ses-sterling.com, choose **Products**, then **Software and Media**.

Various products can be used in these label holders:
- cardboard Labels for manual inscription;
- precuted sheets of labels for laser or inkjet printer;
- on the M1-Pro printable labels in polyester.

B13/21-01



FB label holder and label sheet
for pipes and cables

SES-FB

FB 201 / FB 211

Material: support: transparent polypropylene
labels: white cardboard (supplied)
Operating temperatures: -20 to +60°C

Application: markering of pipes and cables.
The label holders are fixed with cable ties width 4,7 mm (see page C12/1-01).
The installation of the cable ties prevents the opening of the label holders.



type	article number	ext. dimensions of the label holder (mm) L x H x thickness	dimensions of the label (mm)	
FB 201	0102 0004 000	34 x 11 x 4	30 x 6	100
FB 211	0102 0005 000	44 x 21 x 4	40 x 16,5	50



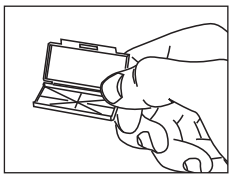

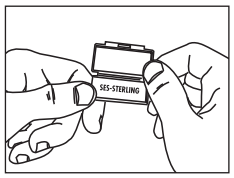

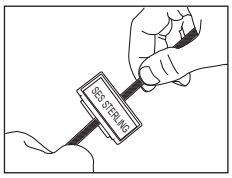

FB 201 ET / FB 211 ET

Material: cardboard
Colours: white - yellow
Thickness: 0,2 mm
Weight: 180 g/m²

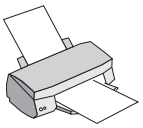

Applications: the labels can be used in our FB-label holders after having been printed on a Laser or inkjet printer.

type	article number white 001	article number yellow 004	dimensions of the label mm	size of the sheet	quantity of labels / sheet	
FB 201 ET	0102 0014 001	0102 0014 004	30 x 6	A5	108	10
FB 211 ET	0102 0015 001	0102 0015 004	40 x 16,5	A4	60	10



You can download the document template for these labels on our web site: www.ses-sterling.com, choose **Products**, then **Software and Media**.

Various products can be used in these label holders:
- white cardboard Labels for manual inscription;
- precuted sheets of labels for laser or inkjet printer;
- on the M1-Pro printable labels in polyester.

B13/21-01



Write-on plates CH-M
for SES-QUICK cable ties

SES-QUICK

HF RoHS

CH-M

	Colors	White
Material:	Polyethylene	Polypropylene
Temperature range:	-50 to + 85°C	-20 to + 65°C

Application: for the identification of cables, conduits and posts, both outdoor and underground, particularly in the field of telecommunications.

Write-on plate for cable ties or screws.

Designed for marking with a nylon tip pen or with a cold marking press (LASER printing on request).



type	art. no.	colours*	
CH-M PP WH	0140 0025 001	white	100
CH-M PE BK	0140 0026 010	black	100
CH-M PE GN	0140 0027 003	green	100
CH-M PE RD	0140 0028 007	red	100
CH-M PE BU	0140 0023 002	blue	100
CH-M PE OG	0140 0024 005	orange	100
CH-M PE YE	0140 0022 004	yellow	100
CH-M PE VT	0140 0036 008	purple	100
CH-M PE GY	0140 0037 013	grey	100

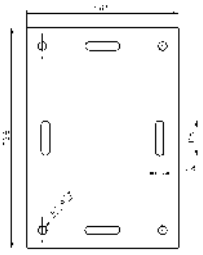



* Other colours on request.

B12/5-02



B13/5-01



12/1-01



B11/3-01



• QUICK-MARKERS pens with Nylon point

Indelible marker pens to identify our write-on ties, EV-marker cards and insulating and heat-shrinkable sleevings.

type	art. no.	colours	Nylon Point	
EV-permanent	0307 0501 010	black	medium-sized	1
PLIO-404 permanent	0307 0502 010	black	fine	1
PLIO-404 permanent	0307 0503 007	red	fine	1
PLIO-780 opak	0307 0504 001	white	fine	1



PLIO-15 / PLIO-30

Material: base: PVC
lid: PVC transparent
label: white cardboard (included)

Colour of the base: grey - light grey - pure white

Operating temperatures: -5 to +65°C

Fixing: by screw, glue or double sided adhesive tape (temporally)

Applications: for marking cabinets, machines, boards, etc.

The PLIO® label holders can also be used with the PES support of the cable ducts (page C3/6-01).

PLIO® label holders in lengths from 20 to 75 mm are equipped with a high-quality foam adhesive. **The foam evens out certain surface unevennesses which gives the best fixing results.** In some applications, additional fixing by screws, pins or rivets is recommended.



Colour:

013	025	082
grey	light grey	pure white

Example for order:

code group		detail article					code colour		
0	1	2	9	0	x	x	x	x	x	x

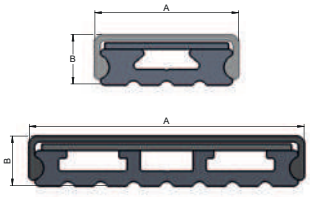



type	article number	length mm	width of the lid A (mm)	width of the label (mm)	height B (mm)	pces
Label holder in length of 1 m						
PLIO-15	0129 0010 xxx	1000	16	14	5,3	20
PLIO-30	0129 0020 xxx	1000	31,5	29	5,6	20
Label holder to length with double-sided adhesive tape colour grey (other colours on request)						
PLIO-15 lg. 20	0129 2120 013	20	16	14	5,3	100
PLIO-15 lg. 40	0129 2140 013	40				100
PLIO-15 lg. 55	0129 2155 013	55				100
PLIO-15 lg. 75	0129 2175 013	75				100
PLIO-30 lg. 40	0129 3140 013	40	31,5	29	5,6	100
PLIO-30 lg. 55	0129 3155 013	55				100

C3/1-02



PLIOMARK MINI

Material: labels: PVC, thickness 0,75 mm
label holder: ABS
transparent band: PE

Operating temperatures: -20 to +65°C

Size of the label: 9,5 x 6,4 mm

Standard colours: printed label: yellow (white upon request)
unprinted label: yellow, white, red and blue

Applications:
Marking of large cables, tubes, machines, racks, drawers, wall cupboards for the industry of various branches of industry.

Durable marking with very good legibility.

Marking system adaptable to all the needs: fixing by marker carrier or transparent band, with double sided adhesive tape, SES-QUICK cable ties or screw…

Special tool allowing the punching and cutting of the marker carrier and the support bands.



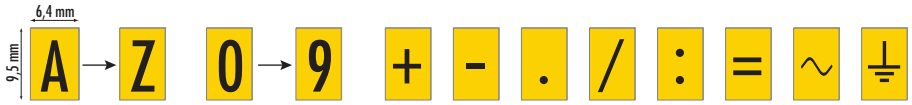

A	0738 0111 004 A	N	0738 0111 004 N	0	0738 0111 004 0	+	0738 0111 004 +
B	0738 0111 004 B	O	0738 0111 004 O	1	0738 0111 004 1	–	0738 0111 004 -
C	0738 0111 004 C	P	0738 0111 004 P	2	0738 0111 004 2	·	0738 0111 004 .
D	0738 0111 004 D	Q	0738 0111 004 Q	3	0738 0111 004 3	/	0738 0111 004 /
E	0738 0111 004 E	R	0738 0111 004 R	4	0738 0111 004 4	:	0738 0111 004 :
F	0738 0111 004 F	S	0738 0111 004 S	5	0738 0111 004 5	=	0738 0111 004 =
G	0738 0111 004 G	T	0738 0111 004 T	6	0738 0111 004 6	∿	0738 0111 004 ALT
H	0738 0111 004 H	U	0738 0111 004 U	7	0738 0111 004 7	⏚	0738 0111 004 TER
I	0738 0111 004 I	V	0738 0111 004 V	8	0738 0111 004 8		
J	0738 0111 004 J	W	0738 0111 004 W	9	0738 0111 004 9		
K	0738 0111 004 K	X	0738 0111 004 X				
L	0738 0111 004 L	Y	0738 0111 004 Y				
M	0738 0111 004 M	Z	0738 0111 004 Z				

type	art. no.	kit
Kit of 2 strips with 100 pre-cut legends		
MGS 10 - 20	0738 0111 004 ***	1

Colour white upon request.



Available in set of 2 strips with 100 pre-cut legends.

type	art. no.	colour	length mm	kit
Unprinted pre-cut strips to complete the identification				
Kit of 2 strips with 100 pre-cut legends.				
MGP 10 - 20	0738 0121 001	white	6,4	1
MGP 10 - 20	0738 0121 004	yellow	6,4	1
MGP 10 - 20	0738 0121 002	blue	6,4	1
MGP 10 - 20	0738 0121 007	red	6,4	1





type	article number	printable area	quantity of labels / sheet	pces
Labels for manual inscription or with laser printer				
LFL 9,5-17,5	0738 0420 000	9,5 x 17,5	319	10
LFL 9,5-28	0738 0421 000	9,5 x 28	203	10
LFL 9,5-35	0738 0422 000	9,5 x 35	145	10
LFL 9,5-196	0738 0423 000	9,5 x 196	29	10

type	article number	printable area	length mm	pces
Transparent adhesive text holders MT and self adhesive label holder PGS				
MT 10 - 1000	0738 0165 000	-	1000	10
PGS 10 - 1000	0738 0162 010	black	1000	10
PGS 10 - 1000	0738 0162 001	white	1000	10



Transparent text holders

• without adhesive				
PT E 10 - 285	0738 0131 011	-	285	10
PT E 10 - 1000	0738 0134 011	-	1000	10
• with adhesive				
PT ES 10 - 285	0738 0132 011	-	285	10
PT ES 10 - 1000	0738 0135 011	-	1000	10



End cap for sealing holders

FLG5242	0738 0151 000	yellow	-	100



Locking studs

N° 2 PE	0130 0002 018	natural	-	500



SES-QUICK cable ties
for transparent text holders.

100/25 SL-C	0186 0021 018	natural	-	100
150/26 SL-C	0186 0023 018	natural	-	100
200/26 SL-C	0186 0610 018	natural	-	100

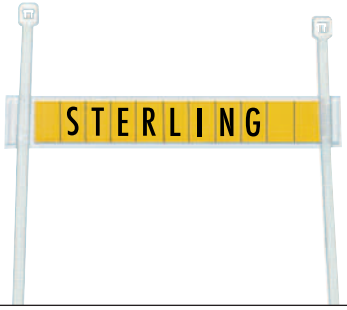

C12/1-01

B1/7-01





type	article number	pce
Tool for punching and cutting		
FL252047	0738 0903 000	1



PLIOMARK MINI kit



type	article number	pce	
FL 5203 Y	0738 0101 000	1	with yellow strips (with white strips upon request)

A complete marking system in carrying case which comprises:

	type	article number
50	boxes for text holder	0738 0108 000
40	markers of every letter, figure and symbol	0738 0111 xxxx
40	unprinted markers	0738 0121 xxx
1	text holders PGS 10-285 white	-
1	text holders PGS 10-285 black	-
8	transparent text holders PT E-10-285	0738 0131 011
100	cable ties 100/25 SL-C	0186 0021 018
20	end caps FLG 5242	0738 0151 000
20	locking studs N° 2 PE	0130 0002 018
1	tool FL252047	0738 0903 000

type	article number	pce
Empty case with partitions		
FL 5214 B-E	0738 0107 000	1
Transparent cases for text holders		
FL 5216 SC	0738 0108 000	10





C12/1-01

B1/7-01





PLIOMARK MAXI

Material: labels: PVC, thickness 0,75 mm
label holder: ABS
transparent band: PE

Operating temperatures: -20 to +65°C

Size of the label: 19 x 11,8 mm

Standard colours: printed label: yellow, white
unprinted label: yellow, white, red and blue

Applications:
Marking of large cables, tubes, machines, racks, drawers, wall cupboards for the industry of various branches of industry.

Durable marking with very good legibility.

Marking system adaptable to all the needs: fixing by marker carrier or transparent band, with double sided adhesive tape, SES-QUICK cable ties or screw…

Special tool allowing the punching and cutting of the marker carrier and the support bands.





Available in strips.
Every strip comprises 10 pre-cut PVC legends.



Example for order:

code group	detail article	code colour	code legend
0738	0211	004	xxxx

code legend

A	0738 0211 004 A
B	0738 0211 004 B
C	0738 0211 004 C
D	0738 0211 004 D
E	0738 0211 004 E
F	0738 0211 004 F
G	0738 0211 004 G
H	0738 0211 004 H
I	0738 0211 004 I
J	0738 0211 004 J
K	0738 0211 004 K
L	0738 0211 004 L
M	0738 0211 004 M
N	0738 0211 004 N
O	0738 0211 004 O
P	0738 0211 004 P
Q	0738 0211 004 Q
R	0738 0211 004 R
S	0738 0211 004 S
T	0738 0211 004 T
U	0738 0211 004 U
V	0738 0211 004 V
W	0738 0211 004 W
X	0738 0211 004 X
Y	0738 0211 004 Y
Z	0738 0211 004 Z
0	0738 0211 004 0
1	0738 0211 004 1
2	0738 0211 004 2
3	0738 0211 004 3
4	0738 0211 004 4
5	0738 0211 004 5
6	0738 0211 004 6
7	0738 0211 004 7
8	0738 0211 004 8
9	0738 0211 004 9
+	0738 0211 004 +
–	0738 0211 004 -
.	0738 0211 004 .
/	0738 0211 004 /
:	0738 0211 004 :
=	0738 0211 004 =
&	0738 0211 004 &

type	article number	colour	pces
Printed strip (20 pre-cut legends)			
MGS 19 - 10	0738 0211 004 ***	yelow	10



type	article number	colour	length mm	quantity of labels / sheet	pces
Labels for manual inscription or with laser printer					
LFL 19-50	0738 0424 000	yellow/white	50	56	10
LFL 19-100	0738 0425 000	yellow/white	100	28	10



type	article number	colour	length mm	pces
Unprinted strips for interspacing Every strip comprises 10 pre-cut PVC legends.				
MGP 19 - 10	0738 0221 001	white	11,8	10
MGP 19 - 10	0738 0221 004	yellow	11,8	10
MGP 19 - 10	0738 0221 002	blue	11,8	10
MGP 19 - 10	0738 0221 007	red	11,8	10
Adhesive text holders				
PGS 19 - 285	0738 0235 010	black	285	10
PGS 19 - 285	0738 0235 001	white	285	10
PGS 19 - 1000	0738 0236 010	black	1000	10
PGS 19 - 1000	0738 0236 001	white	1000	10
Transparent text holders				
• without adhesive			HF	
PT 19 - 285	0738 0231 000	-	285	10
Locking stud				
N° 2 PE	0130 0002 018	natural	-	500
SES-QUICK cable tie for transparent text holders.				
100/25 SL-C	0186 0021 018	natural	-	100
150/26 SL-C	0186 0023 018	natural	-	100
200/26 SL-C	0186 0610 018	natural	-	100















C12/1-01



B1/7-01



type	article number	pce
Tool for punching and cutting text holders		
FL252024	0738 0902 000	1



PLIOMARK MAXI kit

type	article number	colour	pce
Complete case			
FL 5210 G	0738 0201 000	with yellow strips	1



The complete case contains an selection as follows:

- 2 strips (20 characters) of every letter, figure and symbol
- 5 self adhesive text holder white PGS 19-285
- 5 self adhesive text holder black PGS 19-285
- 5 text holder transparent PT 19-285
- 80 cable ties of different length
- 20 locking studs N° 2 PE
- 1 tool FL252024
- 1 Nylon medium tip pen with black indelible ink

Empty case			
FL 5210 E	0738 0205 000		1

PLIOMARK MINOX

Material: stainless steel 316

Size of the legends: 9,5 x 6 mm

Operating temperatures: -80 to +500°C

Flame resistance: non flammable

U.V.-rays resistance: good to excellent

Application:
Marking of an installation and its components, cables, pipes, tubes, wire, etc… in hostile and corrosive environment. Marking system adaptable to all the needs: fixing by small rule-supports, bars or band of fixing.

Particularly used in chemical industry, petrochemical, on the offshore platforms, shipyards, in the industry of the mining sectors, etc…





Available in strips.
Every strip comprises 20 pre-cut PVC legends.



Example for order:

code group	detail article	code colour	code legend
0738	0311	000	xxxx

code legend

A	0738 0311 000 A	N	0738 0311 000 N	0	0738 0311 000 0	+	0738 0311 000 +
B	0738 0311 000 B	O	0738 0311 000 O	1	0738 0311 000 1	–	0738 0311 000 -
C	0738 0311 000 C	P	0738 0311 000 P	2	0738 0311 000 2	.	0738 0311 000 .
D	0738 0311 000 D	Q	0738 0311 000 Q	3	0738 0311 000 3	/	0738 0311 000 /
E	0738 0311 000 E	R	0738 0311 000 R	4	0738 0311 000 4	:	0738 0311 000 :
F	0738 0311 000 F	S	0738 0311 000 S	5	0738 0311 000 5	=	0738 0311 000 =
G	0738 0311 000 G	T	0738 0311 000 T	6	0738 0311 000 6	,	0738 0311 000 ,
H	0738 0311 000 H	U	0738 0311 000 U	7	0738 0311 000 7	~	0738 0311 000 ALT
I	0738 0311 000 I	V	0738 0311 000 V	8	0738 0311 000 8	⏚	0738 0311 000 TER
J	0738 0311 000 J	W	0738 0311 000 W	9	0738 0311 000 9		
K	0738 0311 000 K	X	0738 0311 000 X				
L	0738 0311 000 L	Y	0738 0311 000 Y				
M	0738 0311 000 M	Z	0738 0311 000 Z				

type	article number	pce
Strips with embossed legends (20 pre-cut legends)		
MR 10 - 20	0738 0311 000 ***	1
Unprinted legends for spacing (pre-cut legends)		
MRP 10 - 20	0738 0321 000	1





type	article number	length mm	pces
Perforated carrier rails in stainless steel			
fixing with screw .			
PR 10 - M24	0738 0345 000	**286**	1
PR 10 - M9	0738 0346 000	**106**	1
PR 10 - M7	0738 0347 000	**82**	1
PR 10 - M5	0738 0348 000	**58**	1
PR 10 - M4	0738 0349 000	**46**	1
Plain carrier rails in stainless steel			
fixing with INOX cable ties			
PR 10 - NM24	0738 0350 000	**286**	1
PR 10 - NM11	0738 0355 000	**176**	1
PR 10 - NM9	0738 0351 000	**106**	1
PR 10 - NM7	0738 0352 000	**82**	1
PR 10 - NM5	0738 0353 000	**58**	1
PR 10 - NM4	0738 0354 000	**46**	1
INOX cable tie for PR10-NM carrier rail			
see page C13/30-01			





PLIOMARK MINOX case

type	article number	pce
Complete case		
FLR KI	0738 0302 000	1



The case has a full assortment according detail:

	type	article number
50	boxes for text holders	0738 0108 000
2	strips MR10-20 each marking	0738 0311 000
5	text holders PR10-NM24	0738 0350 000
5	text holders PR10-NM9	0738 0351 000
5	text holders PR10-NM7	0738 0352 000
5	text holders PR10-NM5	0738 0353 000
5	text holders PR10-NM4	0738 0354 000
5	text holders PR10-M24	0738 0345 000
5	text holders PR10-M9	0738 0346 000
5	text holders PR10-M7	0738 0347 000
5	text holders PR10-M5	0738 0348 000
5	text holders PR10-M4	0738 0349 000
10	cable ties INOX for text holders 200/46 N316	0187 0021 000



type	article number	pce
Empty case with partitions		
FL 5214 B-E	0738 0107 000	1
Transparent boxes for label holders		
FL 5216 SC	0738 0108 000	10



B11/2



C13/30-01



C13/30-03



MINOX PLUS

Material:	304 stainless steel
Marker size:	20 x 12 mm
Operating temperatures:	-80 to +500°C
Fire resistance:	non-flammable
UV resistance:	excellent

Applications : The MINOX PLUS system is designed for marking installations and their components, cables, pipes, wires, etc. in outdoor and hostile indoor environments. The support strips can be fixed with metal ties (max. width 7.9 mm) or with flat head screws.

They are used in the food, chemical and medical industries.

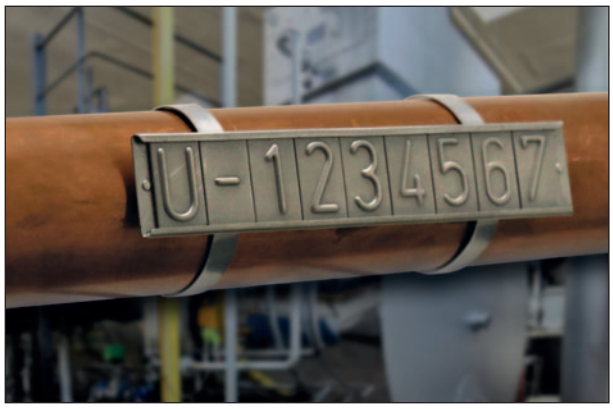



QR-code on request

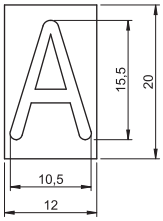

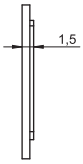

- **MINOX PLUS markers**
  Supplied in sets with 20 identical markers

code markers

A	0738 0601 000 A	N	0738 0601 000 N	0	0738 0601 000 0	+	0738 0601 000 +
B	0738 0601 000 B	O	0738 0601 000 O	1	0738 0601 000 1	–	0738 0601 000 -
C	0738 0601 000 C	P	0738 0601 000 P	2	0738 0601 000 2	:	0738 0601 000 :
D	0738 0601 000 D	Q	0738 0601 000 Q	3	0738 0601 000 3	.	0738 0601 000 .
E	0738 0601 000 E	R	0738 0601 000 R	4	0738 0601 000 4		
F	0738 0601 000 F	S	0738 0601 000 S	5	0738 0601 000 5		
G	0738 0601 000 G	T	0738 0601 000 T	6	0738 0601 000 6		
H	0738 0601 000 H	U	0738 0601 000 U	7	0738 0601 000 7		
I	0738 0601 000 I	V	0738 0601 000 V	8	0738 0601 000 8		
J	0738 0601 000 J	W	0738 0601 000 W	9	0738 0601 000 9		
K	0738 0601 000 K	X	0738 0601 000 X				
L	0738 0601 000 L	Y	0738 0601 000 Y				
M	0738 0601 000 M	Z	0738 0601 000 Z				

other symbols on request



- **MINOX PLUS carrier rail**

type	article number	max. number of markers	pces
Carrier rail MINOX PLUS	0738 0606 000	9	20

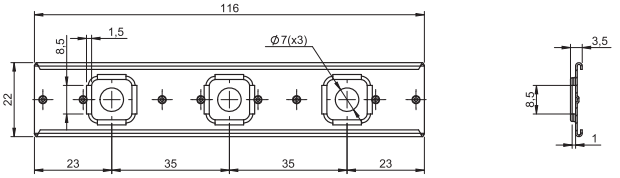

- **MINOX PLUS box, empty**
  with storage buckets

type	article number	pce
MINOX PLUS box	0738 0607 000	1





B11/2



C13/30-01



C13/30-03



B13

Printing devices











Hot printing unit

SES-STERLING proposes various units for marking of cables, tubes and sleeving for industry, aeronautics, telecommunications....

B13/1-01	**SES-LOEPFE HZ-2** Mobile hot printing unit for the building sites of wiring, the difficult places of access (electrical equipment box...), for the marking of the connected cables...	The SES-LOEPFE units function on the principle of hot marking, with the use of a ribbon transfer: the heated wheels coming into contact with the transfer ribbon deposit the impression on the surface of the cable. This process is appropriate, according to the type of ribbon, for the marking of cables and PVC pipes, PE, polyester or rubber. For other types, if you send us a cable sample, we can suggest the ribbon type, please consult us. According to the marking to be made, the user can choose the quantity and the type of the characters, as well as the position of each wheel thanks to the spacers (= blank wheel), being able to slot itself between the printing wheels.
B13/2-01	**SES-LOEPFE TP** Electropneumatic bench printing unit for marking in series cables, up to 15 characters.	
B13/5-01	**SES-PREMO** Cold printing press	Designed for the marking of CH-M plates for the identification of cables, conduits and posts, both in outdoor and underground, particularly in the field of telecommunications.
B13/21-01	**PLIOSCRIB M-1Pro** **PLIOSCRIB M-1Std.III** Thermal transfer label printers.	Tube, profil and label printers: marking all electrical installations, tubes and cables, labelling.

HZ-2

Activation: manual

Cable diameter: cable Ø 1,5 to 25 mm maxi.

Print height: 1,5 to 2,3 mm up to max. 10 wheels

Pack: 1 complet without wheel

Application: mobile hot printing unit for wiring assembly points, difficult places of access (electrical equipment box...), for marking of connected cables...

Only sold in France.



type	article number	
HZ-2 unit with transformer, printing wheel holder and selector	0605 1001 000	1
Spacer ring if the number of printing wheels is lower than 10.	0605 1005 000	1



• Printing wheels

Article number according to the height and the type.

Type 1: A-Z
Type 2: 0-9 . / - + A-M
Type 3: 0-9 . / - + N-Z
Type 4: 0-9 . / - +

code group				detail article				code colour		
0	6	0	5	1	x	x	x	0	0	0

0 for a height of 1,5 mm
1 for a height of 1,6 mm
2 for a height of 1,7 mm
3 for a height of 1,8 mm
4 for a height of 2 mm
5 for a height of 2,1 mm
6 for a height of 2,3 mm
7 for a height of 1,6 mm (vertical print)

1 for type 1
2 for type 2
3 for type 3
4 for type 4



• Printing foil (width 25 mm - length 60 m)

The printing foil type depends on the quality of the cable:

type	article number	black 010	white 001	blue 002	green 003	yellow 004	brown 006	red 007	quality of the cable to print	
Standard ribbon	0605 1500 ***	X	X	X	X	X	X	X	PVC, PS, ABS, PP, PE, SAN	1
Ribbon 700K	0605 1501 ***	X	X	X		X		X	PVC, PS, ABS, PP, PE, SAN resistance against abrasion	1
Ribbon 4K	0605 1502 ***	X	X						PE, PP, PVC, TEFLON good resistance	1
Ribbon 44	0605 1503 ***	X	X						PE, PP, PVC	1

Other types of ribbon possible: please consult us.

Wheels with specific composition or height of characters up to 4 mm are available as a special. Please consult our engineering department.

Example for order:

code group				detail article				code colour		
0	6	0	5	1	x	x	x	x	x	x



TP15 / TP10

	TP15	TP10
Cable diameter:	cable Ø 1 to 7 mm	cable Ø 8 to 12 mm
Print height:	1,2 to 2,3 mm	2,5 to 4 mm
Quantity of printed wheels:	15 wheels maxi.	10 wheels maxi.
Activation:	by pneumatic pedal with delay and pressure regulation.	
	Pressure: 7 bar.	

Specification: bench hot printing unit for small and medium series, providing a legible, durable and resistant marking.

Only sold in France.



• **Hot printing unit** with transformer and pneumatic pedal

TP15	0605 0085 000	1
TP10	0605 0086 000	1

• **Printing wheel**

1	0605 1175 000	0605 1195 000	0605 1215 000
2	0605 1176 000	0605 1196 000	0605 1216 000
3	0605 1177 000	0605 1197 000	0605 1217 000
4	0605 1178 000	0605 1198 000	0605 1218 000
5	0605 1179 000	0605 1199 000	0605 1219 000
6	0605 1180 000	0605 1200 000	0605 1220 000
7	0605 1181 000	0605 1201 000	0605 1221 000
8	0605 1182 000	0605 1202 000	0605 1222 000
9	0605 1183 000	0605 1203 000	0605 1223 000
10	0605 1184 000	0605 1204 000	0605 1224 000
11	0605 1185 000	0605 1205 000	0605 1225 000
12	0605 1186 000	0605 1206 000	0605 1226 000
13	0605 1187 000	0605 1207 000	0605 1227 000
14	0605 1188 000	0605 1208 000	0605 1228 000
15	0605 1189 000	0605 1209 000	0605 1229 000
16	0605 1190 000	0605 1210 000	-
17	0605 1191 000	0605 1211 000	-
18	0605 1192 000	0605 1212 000	-
19	0605 1193 000	0605 1213 000	-
20	0605 1194 000	0605 1214 000	-



• Printing foil

Width: 39 mm - Length: 60 m.
From 10 000 to 20 000 printings/foil according to text.

Example for order:

code group				detail article				code colour		
0	6	0	5	0	x	x	x	x	x	x



type	article number	010 black	001 white	002 blue	003 green	004 yelow	006 brown	007 red	quality of the cable to print	
Standard foil	0605 1510 ***	X	X	X	X	X	X	X	PVC, PS, ABS, PP, PE, SAN	1
Foil 700K	0605 1511 ***	X	X	X	X	X		X	PVC, PS, ABS, PP, PE, SAN high abrasion resistance	1
Foil 44	0605 1512 ***	X	X	X				X	PE, PP, PVC	1
Foil 77	0605 1513 ***	X	X	X		X			PE, PP, PVC, smooth surface	1

Other possible foil types: please consult us.

• Accessories

type	article number	
Spacer ring *	0605 0370 000	1
Kit pressure regulator and grease filter	0605 0435 000	1

* if the number of printing wheels is less than 15 for TP15 and 10 for TP10.

Cold printing press SES-PREMO
for the identification of cables, conduits and posts

SES-PREMO

Dimension of the press : 207,5 x 152 x 140 mm
Weight: 4,480 kg

Application: Designed for the marking of CH-M plates for the identification of cables, conduits and posts, both in outdoor and underground, particularly in the field of telecommunications.





type	art. no.	Composition	art. no.
Complete kit SES-PREMO	0417 0113 000	- Case - Press - Die holder - 2 Boxes for composition - 4 set dies A à Z - 12 set dies 0 à 9 - 5 blind dies - 15 special caracteres	0417 0130 000 0417 0111 000 0417 0112 000 0417 0120 000 0417 0040 000 A-Z 0417 0041 000 0-9 0417 0060 000 ES 0417 0060 000 SP
Conversion Kit SES-PREMO	0417 0114 000	- Case - Press - Die holder - 2 Boxes for composition (without characters)	0417 0130 000 0417 0111 000 0417 0112 000 0417 0120 000
Case	0417 0130 000		
Press	0417 0111 000		
Die holder (with wedges)	0417 0112 000		
Box for composition	0417 0120 000		
Set dies A-Z	0417 0040 000 A-Z		
Set dies 0-9	0417 0041 000 0-9		
5 blind dies	0417 0060 000 ES		
15 special characters	0417 0060 000 SP		





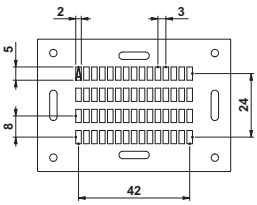

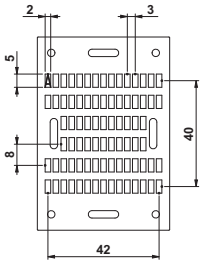

The characters (letters, numbers and symbols) are also available on request.

CH-M plates
for identification of cables, sleevings and tubes

type	art. no.	colours	
CH-M PE BK	0140 0026 010	black	100
CH-M PE GN	0140 0027 003	green	100
CH-M PE RD	0140 0028 007	red	100
CH-M PE BU	0140 0023 002	blue	100
CH-M PE OG	0140 0024 005	orange	100
CH-M PE YE	0140 0022 004	yellow	100

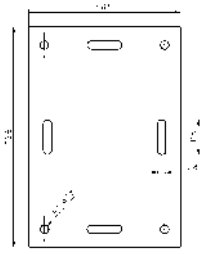



C12/..



PLIOSCRIB

Printers for tube, profile and label printer





PLIOSCRIB M-1Std.III

Weight:	2 kg
Dimensions (W x L x H):	300 x 250 x 85 mm
Printing speed:	25 mm/s
Resolution:	300 x 300 dpi
Character sizes:	2 - 3 - 6 mm
Number of lines:	2 lines
Print data:	approx. 2500 characters
File storage:	7500 characters
PC connectivity:	no
Supplied with:	1 power cable 1 soft case 1 guide for profiles and sleeves 1 black printing ribbon (40 m)

PLIOSCRIB M-1ProV

Weight:	2 kg
Dimensions (W x L x H):	300 x 250 x 85 mm
Printing speed:	40 mm/s
Resolution:	300 x 300 dpi
Character sizes:	1,3 - 2 - 2 - 3 - 6 mm
Number of lines:	3 lines
Print data:	approx. 5000 characters
File storage:	60000 characters
PC connectivity:	USB 2.0 interface
Supported OS:	Windows 7 - 8 - 8 - 8.1 - 10
Supplied with:	1 power cable 1 soft case 1 software M-1Pro PC 1 USB connection with its cable 1 guide for profiles and sleeves 1 black printing ribbon (40 m)

type	article number	
PLIOSCRIB M-1Std.III	0378 0700 000	1

type	article number	
PLIOSCRIB M-1ProV	0378 0500 000	1

The PLIOSCRIB M-1ProV is designed for:

- marking all electrical installations and data network;
- the printing of tubes and cables;
- the labelling of small machines, connector blocks, panels, boxes etc...

The PLIOSCRIB M-1Pro V has **two cut functions**:

- complete cut (sleeves according to the identification length)
- pre-cut in caterpillar form (semi-cut function)

You can download the operating instructions under the following link:
www.ses-sterling.com, **Products**, **Documentation** and **Notices.**

PLIOSCRIB

Printers for tube, profile and label printer

- **Profil M1P-M45**
  in flexible PVC - choice between 6 colours.

☛ page B13/21-03.

Used with PLIOGRAPH carriers
for cables Ø 1,1 to 30 mm, see page B5/2-01.



- **Self adhesve labels**
  widths 6, 9 and 12 mm - colours yellow and white.

☛ page B13/21-03.



- **Profil M1P-M27 and M1P-M37**
  in flexible PVC - colours yellow, white and orange*.
  for cables from Ø 1,6 to 2,5 mm and Ø 2,3 to 3,4 mm.

☛ page B13/21-03.

*only M1P-M37



- **Tape to mark M1P-BAND10**
  in PE - colour yellow and white.

☛ page B13/21-03.

For use with the text holders PLIOMARK-MINI,
see page B12/8-02.



- **Self adhesive, self protected label**
  for cables from Ø 3 to 7 mm - colour white.

☛ page B13/21-03.

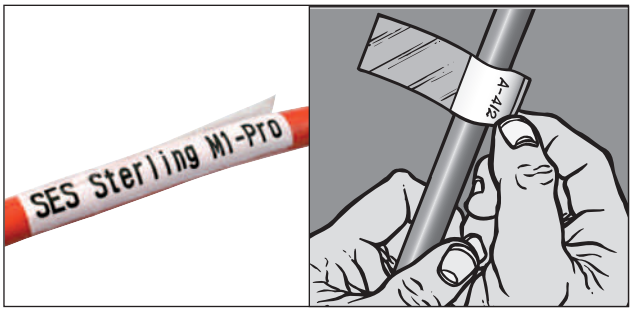

- **Heat shrinkable sleeving PLIOFINE**
  from Ø 2,4 to 6,4 mm - colours yellow and white.

☛ page A4/6-04.



PLIOSCRIB
Consumables and spare parts

• Consumables

Printing tape (with a chip)

type	code article	coloris	largeur (mm)	
M1P-RC03BK	0378 0513 010	black	-	2 x 100 m
M1P-RC03WY	0378 0514 001	white	-	2 x 85 m



Tape to mark M1P-BAND10
(for use with the M1P-TAB10 guide)

type	code article	coloris	largeur (mm)	HF
M1P-BAND10	0378 0508 001	white	10	15 m
M1P-BAND10	0378 0508 004	yellow	10	15 m



Self adhesve tape

type	code article	coloris	largeur (mm)	
M1P-LBC6W	0378 0531 001	white	6	30 m
M1P-LBC6Y	0378 0536 004	yellow	6	30 m
M1P-LBC9W	0378 0532 001	white	9	30 m
M1P-LBC9Y	0378 0537 004	yellow	9	30 m
M1P-LBC12W	0378 0533 001	white	12	30 m
M1P-LBC12Y	0378 0538 004	yellow	12	30 m



Self adhesve, self protected tape

type	code article	coloris	largeur (mm)	
M1P-LBA10W	0378 0539 001	white	10	8 m



Profile M27/M37

type	code article	coloris	for cable Ø (mm)	
M1P-M27	0378 0515 001	white	1,6...2,5	25 m
M1P-M27	0378 0515 004	yellow	1,6...2,5	25 m
M1P-M37	0378 0516 001	white	2,3...3,4	15 m
M1P-M37	0378 0516 004	yellow	2,3...3,4	15 m
M1P-M37	0378 0516 005	orange	2,3...3,4	15 m



Profile M45

type	code article	coloris		
M1P-M45	0378 0507 001	white	-	25 m
M1P-M45	0378 0507 002	blue	-	25 m
M1P-M45	0378 0507 003	green	-	25 m
M1P-M45	0378 0507 004	yellow	-	25 m
M1P-M45	0378 0507 005	orange	-	25 m
M1P-M45	0378 0507 007	red	-	25 m



• Options and spare parts

M1P-SCPRO	0378 0505 000	Flexible case	1
M1P-CT03	0378 0541 000	One set blades	1
M1P-CL03	0378 0542 000	Cleaning set	1
M1P-TA01	0378 0550 000	Guide for profiles and sleeving	1
M1P-TAB10	0378 0556 000	Guide for M1P-BAND 10	1
M1P-PC KIT*	0378 0590 000	M1-Pro PC software	1
M1P-ADU*	0378 0591 000	USB adapter	1





* only for M-1Pro II

PLIOMARK-PRINT EOS5

Printer for strips, carriers, labels and foam strips

PLIOMARK-PRINT

PLIOMARK-PRINT EOS5

Weight:	5 kg
Dimensions (H x W x D):	245 x 264 x 412 mm
Printing speed:	150 mm/sec.
Resolution:	300 dpi
PC Connectivity:	USB 2.0 Interface
Supported OS:	Windows 10 and earlier up to version 7
Delivered with:	1 power cable 1 USB cable 1 CD with Windows® driver and documentation

New

Applications: The EOS5 printer with software allows you to print on different media easily and quickly.



• PLIOMARK-PRINT EOS5 printer

type	article number	
PLIOMARK-PRINT EOS5 with complete licence	0317 0001 000	1

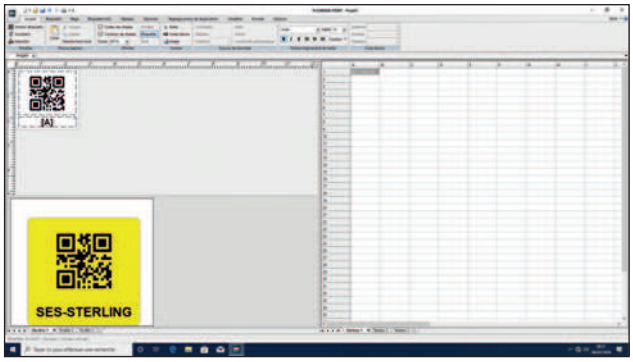

The complete licence allows :
- to adapt the text to be printed according to the selected product,
- to print barcodes, QR codes, logos, other images,
- to have a library of images containing symbols used in electrical engineering.

You can download

- the software:
www.ses-sterling.com, **Products** section, then **Software and Media**.

- the operating instructions:
www.ses-sterling.com, **Products** section, then **Catalogue, Documentation** and **Notices**.

• Ink ribbons - Scratch and abrasion resistant printing

type	article number	colour	adapted for	width mm	length m	roll
R71 55-360	0317 0101 010	black	TF	55	360	1
FTI-Y 60-360	0317 0103 010	black	TF - TA - PUR	60	360	1
FTI-Y 110-360	0317 0104 010	black	TF - TA - PUR	110	360	1
FTI-X 55-300	0317 0105 001	white	TF - PUR	55	300	1



Operating instruction in video

Strips TF

Material: polyester
Thickness: 0,175 mm
Operating temperature: -40 to +125°C
Specification: halogen-free

Applications: Designed for the pre-mounting marking of single conductors and fibreglass cables up to 16 mm² cross-section. Quick and easy installation.



Colours:

001	002	003	004	007
white	blue	green	yellow	red

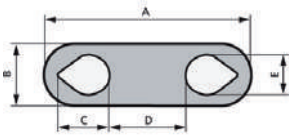

type	article number	for section mm²	A mm	B mm	C mm	D mm	E mm	quantity of strips/roll	roll
TF1	0317 0201 ***	0,75 - 1,5	23	5,2	4,9	11,2	3,5	2000	1
TF1L	0317 0202 ***		34	5,2	5	22	3,5	2000	1
TF1B	0317 0203 ***	1,5 - 2,5	25	5,7	5,9	11,2	4,2	2000	1
TF1BL	0317 0204 ***		36	5,7	6	22	4,2	2000	1
TF2	0317 0205 ***	2,5 - 6	26	7	6,5	11	5,5	2000	1
TF3	0317 0206 ***	6 -16	41	11	10,5	17	8,4	1000	1



Carriers PUR

Material: TPU
Thickness: 0,6 mm
Operating temperature: -25 to +80°C
Specification: halogen free
Fire resistance : UL94 V0

Applications: Extra-flexible carriers for use in industries with demanding environments and outdoors.
Fixing with our SES-QUICK cable ties.



Colours:

001	002	003	004	005	007	010
white	blue	green	yellow	orange	red	black

type	article number	width x length mm	quantity of carriers/roll	roll
PUR 60 x 10	0317 0301 ***	10 x 60	1000	1
PUR 75 x 25	0317 0302 ***	25 x 75	500	1
PUR 100 x 60*	0317 0303 ***	60 x 100	250	1

* Only available in the colours white (001) and yellow (004).



C12/23



TA foam

Material: polyester foam
Adhesive: Acrylic
Operating temperature: -40 to +90°C
Specification: halogen free

Applications: designed for marking components in the industrial sector (panels, push buttons, ...), these adhesive consumables are an economical alternative to engraved plastic markings.





Colour :

001 white 097 silver

• Round cut labels TA foam

type	article number	width x length mm	quantity labels/roll	roll
TA 40-30 d.24	0317 0401 ***	30 x 40 Ø 24	1000	1





• Bands TA foam

type	article number	width mm	quantity of meters/roll	roll
TA 15x20	0317 0501 ***	15	20	1
TA 25x20	0317 0502 ***	25	20	1
TA 50x20	0317 0503 ***	50	20	1



• Labels TA foam

type	article number	width x length mm	quantity of labels/roll	roll
TA 13-7	0317 0601 001	7 x 13	1000	1
TA 22-22	0317 0602 001	22 x 22	1000	1
TA 27-15	0317 0603 ***	15 x 27	1000	1
TA 27-27	0317 0604 ***	27 x 27	1000	1
TA 35-15	0317 0605***	15 x 35	1000	1
TA 40-30	0317 0606 001	30 x 40	1000	1
TA 45-15	0317 0607 ***	15 x 45	1000	1
TA 45-25	0317 0608 ***	25 x 45	1000	1
TA 50-15	0317 0609 ***	15 x 50	1000	1
TA 50-25	0317 0610 ***	25 x 50	750	1
TA 60-30	0317 0611 ***	30 x 60	500	1
TA 90-30	0317 0613 ***	30 x 90	250	1
TA 90-45	0317 0614 ***	45 x 90	250	1
TA 100-30	0317 0615 ***	30 x 100	250	1
TA 100-50	0317 0616 ***	50 x 100	250	1
TA 100-70	0317 0617 ***	70 x 100	250	1



C

Cable trunking and binding material











C1 - Slotted cable trunking

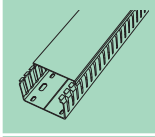

C1/1
Cable trunking ***GN-A6/4 LF, GN-HF-A6/4, GN-A6/4 blue***

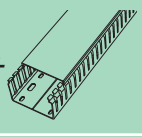

C1/2
Cable trunking ***GF-DIN-A7/5, GF-DIN-A6/4, GF-DIN-SH-A7/5, GF-DIN-C-A12/8***

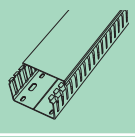

C1/3
Cable trunking ***GF-A12/8***

C2 - Cable trunking without slots

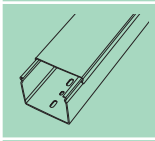

C2/1
Cable trunking ***GN-S LF, GN-HF-S***

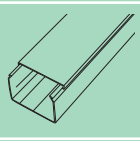

C2/2
GF-DIN-SH-S *plain and without base punching*

C3 - Cable trunking accessories



C3/1
Rivet and tools - lock studs - double sided adhesive tape



C3/5
Retaining clip ***PLIO***

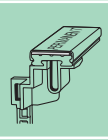

C3/6
PLIO® *label holders for trunkings*

C4 - Cable trunking for installation

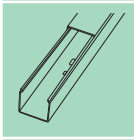

C4/1
Installation trunking SES® type ***GI-A, GI-B, GI-VIDEO***

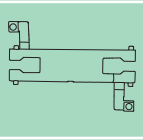

C4/5
Locking carriers ***BV***

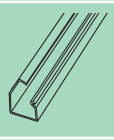

C4/6
GI-M miniature *trunkings*

C6 - Miscellaneous retaining products

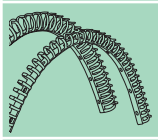

C6/1
PLIOFLEX
Flexible trunking



C6/2
Cable clips ***XE***

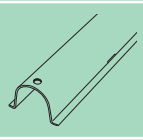

C6/3
PLIOLINE *protection channel for underground cables and utility poles*

C9 - Cable lacing and tying

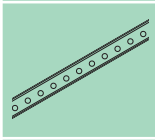

C9/1
PLIO® *perforated strapping and mounting tool*

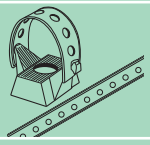

C9/1
HELAVIA® *rubber strapping and mounting base*



C9/1
Accessories for strapping

C10 - Cable ties

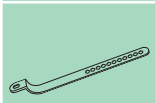

C10/1
miniature cable ***SES-CM*** *and* ***SES-CU***



C10/3
SES-CX *adjustable "P" clips*



C10/4
SES-CV *and* ***CN*** *"P" clips*

C11 - Fixing accessories



C11/1
Cable lock ***with rivet***



C11/1
Cable guide ***GA-W***



C12/2
Cable lock ***to screw***

C12 - Cable ties and accessories

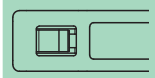

C12/1
Cable tie ***BELTO®*** *with flat head*

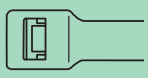

C12/1
SES-QUICK SL *cable ties for general use*

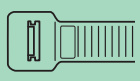

C12/2
SES-QUICK SE *cable ties outside serrations*

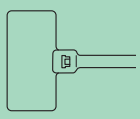

C12/7
SES-QUICK *cable ties with* ***write-on areas***

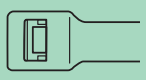

C12/13
SES-QUICK SL *cable ties in polyamide 6.6,* ***coloured***

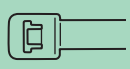

C12/15
releasable ***SES-SDA*** *cable ties*



C12/22
SR HT *cable ties, releasable, for use at high temperatures*



C12/23
SES-QUICK SL-V0 and SE-V0 *cable ties,* ***flame resistant***



C12/24
SES-QUICK SL - PA12 *black cable ties for* ***outdoor use***

C13 - Various cable ties

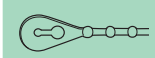

C13/1
PLIO-GRAINS *cable ties*



C13/2
Cable ties ***CB*** *and* ***SF*** *in natural Polyethylene*



C13/4
SES-TW twist *cable ties*

C14 - Cable tie accessories

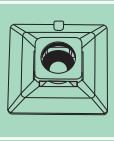

C14/1
cable tie bases *SES-QUICK*



C14/2 *accessories and* ***tie bases*** *SES-QUICK*



C14/3
Cable supports and tie bases

C15 - Cable ties for installations



C15/1
SM12, SM6 and SM66+ *lashing ties*

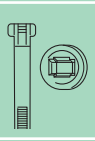

C15/2
SES-SC cables ties *for cable trays*

C15/3 *Accessories - SES® bases for* ***SL, SE, SR and SM*** *lashing ties*

C16 - Manual cable tie tools

C16/1
Manual tool *for SES-QUICK cable ties*

GROUP C: Cable trunking and binding material

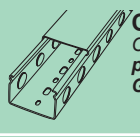

C1/5
Cable trunking with ***perforations GF-DIN PPDA***



C1/90
Special ***cutting tools*** *for conduit trunkings*



C3/7
DC 125 *Cutter*

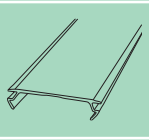

C6/4
Profil *for tote board*



C9/6
ABSA ***lacing cord***

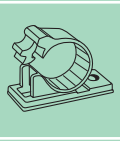

C10/5
SES-SP *and* ***SES-CT*** *clamps with adhesive base*



C10/20
Adhesive cable clamps ***SES-GFB*** *in aluminium and* ***SAF*** *in galvanized steel*

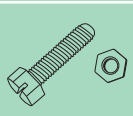

C10/30
SES® set screws *in natural Polyamide*

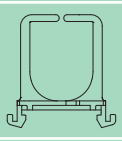

C11/3
Cable lock ***to clip***



C11/4
Cable guide ***PLIOCATCH DELTA***



C12/3
cable tie ***SES-QUICK SL MDE and SL MDE PP***



C12/4
SES-SX *cable ties for* ***fast application***

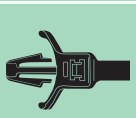

C12/5
SES-QUICK *snap-in cable ties*



C12/6
SES-QUICK *cable ties with* ***mounting hole***



C12/16
releasable ***SES-SDB*** *cable ties*



C12/17
releasable ***CR*** *cable ties*



C12/20
SL - HT *cable ties for outdoor use, high temperatures*



C12/21
SE HT *cable ties, external serrations, for use at high temperatures*



C12/25
SL *brown in PP* ***resistant to acid***

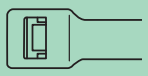

C12/26
Cable ties ***SES-QUICK BIO*** *in polyester biodegradable*



New

C13/20
SES-WRAP *ties - plastic tie -* ***self fastening***

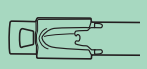

C13/30
Metallic ties

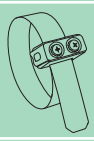

C13/31
SES-PLIOTER *earth straps*

C1

Cable trunking with slots punching











Cable trunking SES
with slots and base punching

Trunking programme:

Page	Type	Height in mm	Width in mm	Specifications
• **C1/1-01**	GN-A6/4 LF	20-30-40-60-80-100	18-25-30-40-60-80-100-120-150	LF RoHS
• **C1/1-03**	GN-HF-A6/4	30-40-60-80-100	25-30-40-60-80-100	HF LF RoHS
• **C1/1-05**	GN-A6/4 blue	30-40-60-80-100	25-30-40-60-80-100-120	LF RoHS
• **C1/2-01**	GF-DIN-A7/5	23-35,5-48-73-100	23-35,5-48-73-98-123-150	LF RoHS
• **C1/2-03**	GF-DIN-SH-A7/5	23-35,5-48-73	23-35,5-48-73-98-123	HF LF RoHS
• **C1/2-05**	GF-DIN-C-A12/8	35,5-48-73	23-35,5-48-73-98-123	LF RoHS
• **C1/3-01**	GF-A12/8	100	100-150	LF RoHS
• **C1/5-01**	GF-DIN-PPDA	48	48-73-98-123	LF RoHS with round knock-outs
• **C1/5-03**	Trunking with special slots and base punching, special length.			

Accessories:

• **C3/1** PLIO rivets and SES-GO rivet punch
PLIO-GZ lock studs
PLIO-GZ clamping bracket
PLIOBANDE double sided adhesive tape



• **C3/5** PLIO-GX retaining clip
PLIO-GX bridging clips
BR-GN retaining clip

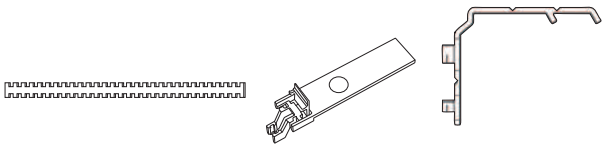

• **C3/6** PLIO label holder

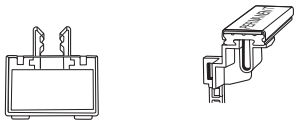

• **C3/7** DC 125 cutter

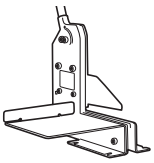

• **D4/6-01** DK-55 cutting tool for trunking webs
DK-60 nibbling tool for trunking

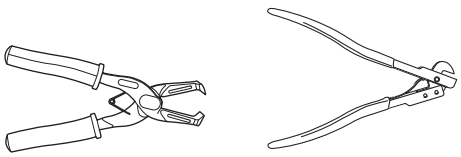

Operating instruction in video

GN-A6/4 LF

Material:	Rigid PVC quality 9051 LF
Colour:	grey RAL7030
Operating temperatures:	-5 to +65°C
Volume resistivity:	10^{15} Ω.cm
Dielectric strength:	15kV/mm
Flame resistance:	V0 UL94
Spécification:	DIN 5510-2
Standard length:	2 meters
Double sided adhesive:	upon request
Minimum delivery:	1 complete packing (with lids)



type	trunking art. no.	m	outside dim. H mm	outside dim. W mm	cables per trunking (filling 50 %) 1 mm²	1,5 mm²	2,5 mm²	lids (alone) art. no.	m
GN-A6/4 15 x 15*	0839 0111 013	96	20	18	15	13	11	0839 0490 013	48
GN-A6/4 30 x 25	0839 0131 013	60	30	25	37	31	26	0839 0500 013	48
GN-A6/4 30 x 40	0839 0132 013	36	30	40	68	56	47	0839 0510 013	24
GN-A6/4 40 x 25	0839 0141 013	48	40	25	52	43	36	0839 0500 013	48
GN-A6/4 40 x 30	0839 0146 013	36	40	30	66	54	45	0839 0505 013	24
GN-A6/4 40 x 40	0839 0142 013	32	40	40	94	77	64	0839 0510 013	24
GN-A6/4 40 x 60	0839 0143 013	24	40	60	149	122	102	0839 0520 013	24
GN-A6/4 40 x 80	0839 0144 013	24	40	80	204	168	140	0839 0530 013	24
GN-A6/4 40 x100	0839 0145 013	12	40	100	259	213	178	0839 0540 013	12
GN-A6/4 60 x 25	0839 0151 013	48	60	25	80	66	55	0839 0500 013	48
GN-A6/4 60 x 30	0839 0157 013	40	60	30	102	83	70	0839 0505 013	24
GN-A6/4 60 x 40	0839 0152 013	32	60	40	144	118	99	0839 0510 013	24
GN-A6/4 60 x 60	0839 0153 013	24	60	60	229	188	157	0839 0520 013	24
GN-A6/4 60 x 80	0839 0154 013	16	60	80	313	257	215	0839 0530 013	24
GN-A6/4 60 x100	0839 0155 013	16	60	100	398	327	273	0839 0540 013	12
GN-A6/4 60 x120	0839 0156 013	12	60	120	483	397	332	0839 0550 013	12
GN-A6/4 80 x 25	0839 0161 013	24	80	25	107	88	74	0839 0500 013	48
GN-A6/4 80 x 30	0839 0167 013	24	80	30	136	112	94	0839 0505 013	24
GN-A6/4 80 x 40	0839 0162 013	24	80	40	193	159	133	0839 0510 013	24
GN-A6/4 80 x 60	0839 0163 013	24	80	60	308	253	211	0839 0520 013	24
GN-A6/4 80 x 80	0839 0164 013	16	80	80	422	347	290	0839 0530 013	24
GN-A6/4 80 x100	0839 0165 013	12	80	100	537	441	369	0839 0540 013	12
GN-A6/4 80 x120	0839 0166 013	16	80	120	652	535	447	0839 0550 013	12
GN-A6/4 100 x 30	0839 0170 013	32	100	30	169	138	116	0839 0505 013	24
GN-A6/4 100 x 40	0839 0171 013	24	100	40	240	198	165	0839 0510 013	24
GN-A6/4 100 x 60	0839 0172 013	16	100	60	384	316	264	0839 0520 013	24
GN-A6/4 100 x 80	0839 0173 013	16	100	80	529	435	363	0839 0530 013	24
GN-A6/4 100 x100	0839 0174 013	16	100	100	673	553	462	0839 0540 013	12
GN-A6/4 100 x150	0839 0175 013	8	100	150	1034	849	710	0839 0560 013	12

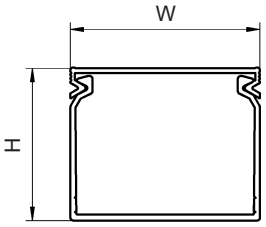

C3/1-01

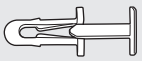

C3/1-01



C3/1-02

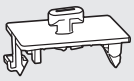

C3/1-02

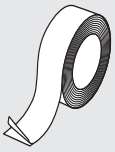

C3/5-01



C3/5-02

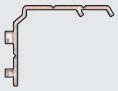

C3/6-01

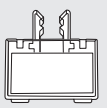

C3/6-01

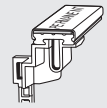

D4/6-01

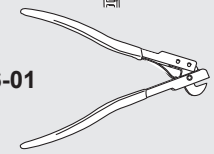

* Different geometry (inside dimensions 15x15 mm). Plan on request.

GN-A6/4 15x15: Different geometry (inside dimensions 15x15 mm). Plan on request.

GN-A6/4 LF

H = 30 mm
H = 40 mm

W 25, 30, 40, 60

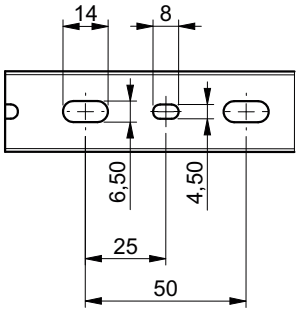

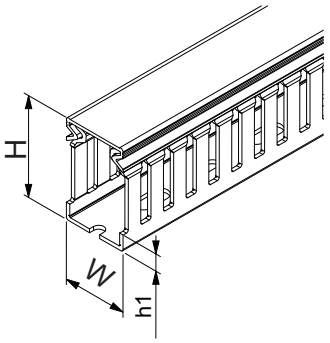

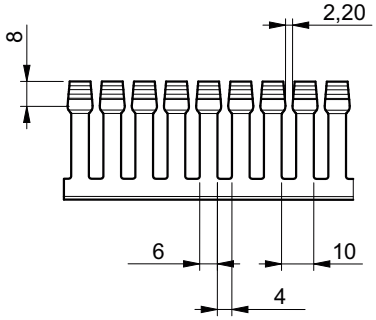

W 80, 100

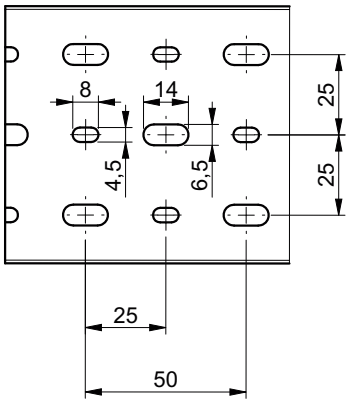

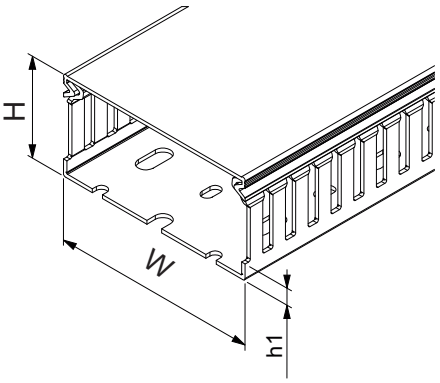

H = 60 mm
H = 80 mm
H = 100 mm

W 25, 30, 40, 60

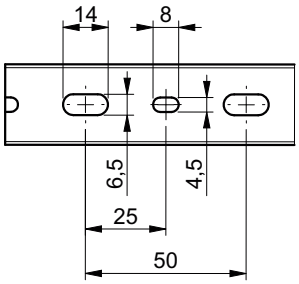

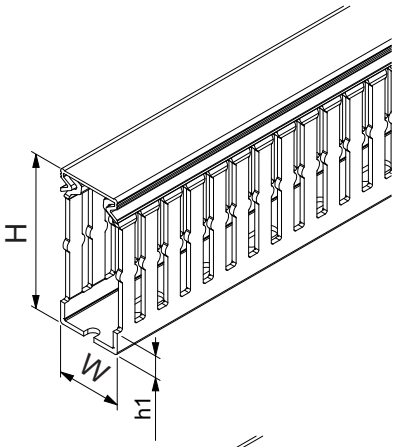

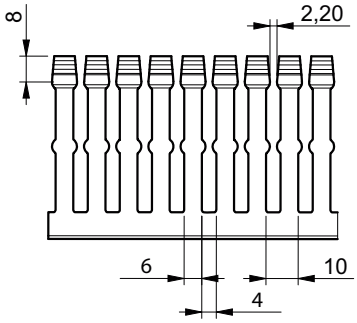

W 80, 100, 120, 150

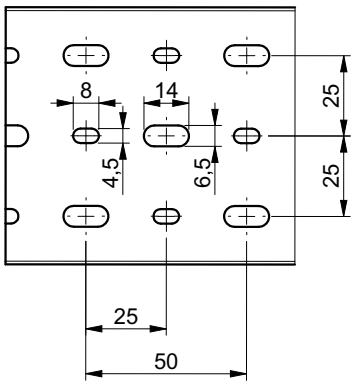

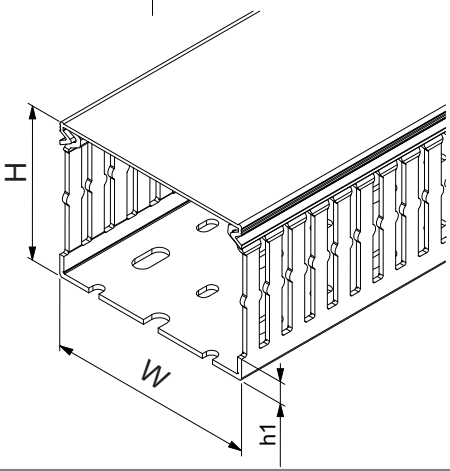

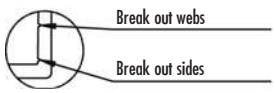

Base punching to NF EN 50085

H (mm)	30	40	60	80	100
h1 (mm)	5	7	9	11	16

Cable trunking SES®
with slots and base punching

GN-HF-A6/4

LF HF RoHS

GN-HF-A6/4

Material:	PC/ABS
Colour:	light grey RAL7035
Operating temperatures:	-25 to +90°C
Volume resistivity:	10^{15} Ω.cm
Dielectric strength:	35kV/mm
Flame resistance:	V0 UL94
Specifications:	NF F 16-101/102 DIN 5510-2 EN 45545-2 halogene free
Standard length:	2 meters
Double sided adhesive:	upon request
Minimum delivery:	1 complete packing (with lids)



type	trunking art. no.	m	outside dim. H mm	outside dim. W mm	cables per trunking (filling 50 %) 1 mm²	1,5 mm²	2,5 mm²	lids (alone) art. no.	m
GN-HF-A6/4 30 x 30	0850 0133 025	48	30	30	48	39	33	0850 0505 025	24
GN-HF-A6/4 40 x 25	0850 0141 025	48	40	25	52	43	36	0850 0500 025	48
GN-HF-A6/4 40 x 40	0850 0142 025	32	40	40	94	77	64	0850 0510 025	24
GN-HF-A6/4 40 x 60	0850 0143 025	24	40	60	149	122	102	0850 0520 025	24
GN-HF-A6/4 40 x 80	0850 0144 025	24	40	80	204	168	140	0850 0530 025	24
GN-HF-A6/4 60 x 25	0850 0151 025	48	60	25	80	66	55	0850 0500 025	48
GN-HF-A6/4 60 x 40	0850 0152 025	32	60	40	144	118	99	0850 0510 025	24
GN-HF-A6/4 60 x 60	0850 0153 025	24	60	60	229	188	157	0850 0520 025	24
GN-HF-A6/4 60 x 80	0850 0154 025	16	60	80	313	257	215	0850 0530 025	24
GN-HF-A6/4 80 x 25	0850 0161 025	24	80	25	107	88	74	0850 0500 025	48
GN-HF-A6/4 80 x 40	0850 0162 025	24	80	40	193	159	133	0850 0510 025	24
GN-HF-A6/4 80 x 60	0850 0163 025	24	80	60	308	253	211	0850 0520 025	24
GN-HF-A6/4 80 x 80	0850 0164 025	16	80	80	422	347	290	0850 0530 025	24
GN-HF-A6/4 80 x100	0850 0165 025	12	80	100	537	441	369	0850 0540 025	12
GN-HF-A6/4 100 x 30	0850 0170 025	32	100	30	169	138	116	0850 0505 025	24
GN-HF-A6/4 100 x 60	0850 0172 025	16	100	60	384	316	264	0850 0520 025	24

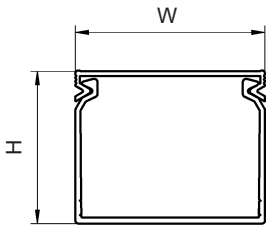

C3/1-01

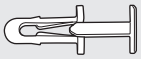

C3/1-01



C3/1-02

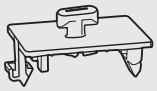

C3/5-01

D4/6-01

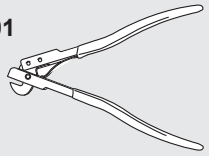

GN-HF-A6/4

H = 30 mm
H = 40 mm

W 25, 30, 40, 60

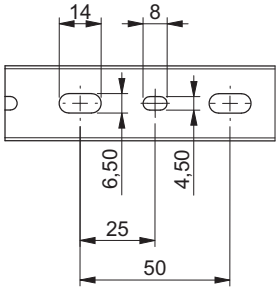

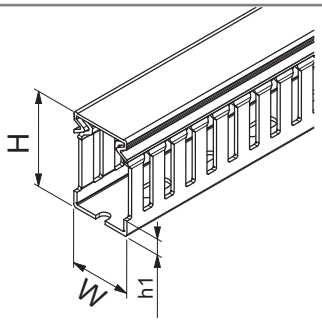

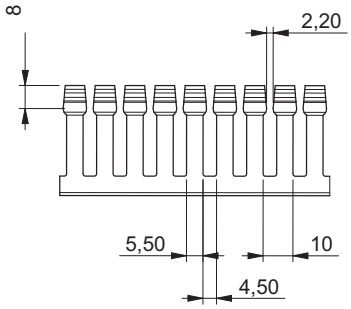

W 80

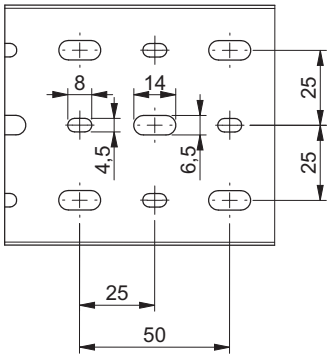

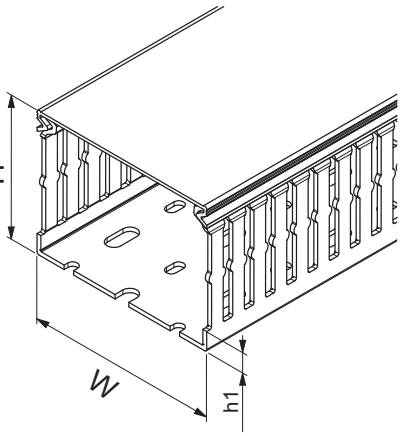

H = 60 mm
H = 80 mm
H = 100 mm

W 25, 30, 40, 60

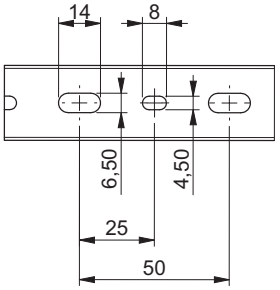

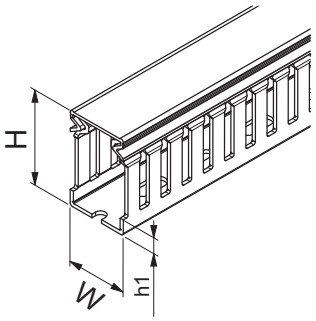

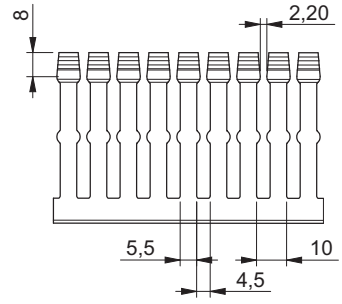

W 80, 100

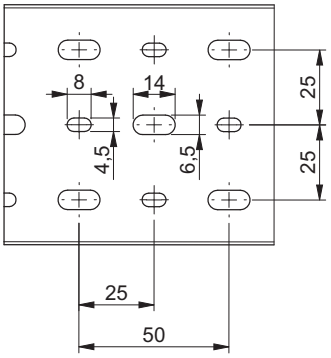

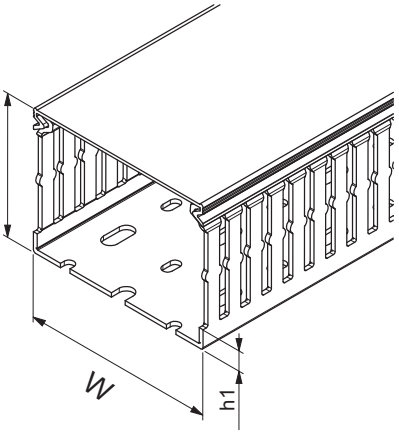

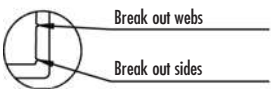

Base punching to NF EN 50085

H (mm)	30	40	60	80	100
h1 (mm)	4,3	6,5	8,3	10,3	15

Cable trunking SES®
with slots and base punching

GN-A6/4

LF RoHS

GN-A6/4 blue

Material:	rigid PVC quality 9051 LF
Colour:	light blue, RAL 5015
Operating temperatures:	-5 to +65°C
Volume resistivity:	10^{15} Ω.cm
Dielectric strenght:	15 kV/mm
Flame resistance:	V0 UL94
Standard length:	2 meters
Double sided adhesive:	upon request
Minimum delivery:	1 complete packing (with lids)
Application:	integrally safe areas.



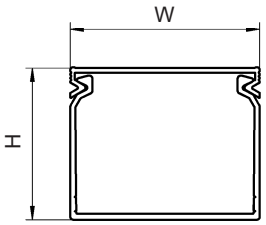

type	trunking art. no.	m	outside dim. H mm	outside dim. W mm	cables per trunking (filling 50 %) 1 mm²	1,5 mm²	2,5 mm²	lids (alone) art. no.	m
GN-A6/4 30 x 25	0839 0131 083	60	30	25	37	31	26	0839 0500 083	48
GN-A6/4 40 x 25	0839 0141 083	48	40	25	52	43	36	0839 0500 083	48
GN-A6/4 40 x 30	0839 0146 083	36	40	30	66	54	45	0839 0505 083	24
GN-A6/4 40 x 40	0839 0142 083	32	40	40	94	77	64	0839 0510 083	24
GN-A6/4 60 x 25	0839 0151 083	48	60	25	80	66	55	0839 0500 083	48
GN-A6/4 60 x 30	0839 0157 083	40	60	30	102	83	70	0839 0505 083	24
GN-A6/4 60 x 40	0839 0152 083	32	60	40	144	118	99	0839 0510 083	24
GN-A6/4 60 x 60	0839 0153 083	24	60	60	229	188	157	0839 0520 083	24
GN-A6/4 60 x 80	0839 0154 083	16	60	80	313	257	215	0839 0530 083	24
GN-A6/4 80 x 25	0839 0161 083	24	80	25	107	88	74	0839 0500 083	48
GN-A6/4 80 x 30	0839 0167 083	24	80	30	136	112	94	0839 0505 083	24
GN-A6/4 80 x 40	0839 0162 083	24	80	40	193	159	133	0839 0510 083	24
GN-A6/4 80 x 60	0839 0163 083	24	80	60	308	253	211	0839 0520 083	24
GN-A6/4 80 x 80	0839 0164 083	16	80	80	422	347	290	0839 0530 083	24
GN-A6/4 80 x100	0839 0165 083	12	80	100	537	441	369	0839 0540 083	12
GN-A6/4 80 x120	0839 0166 083	16	80	120	652	535	447	0839 0550 083	12
GN-A6/4 100 x 60	0839 0172 083	16	100	60	384	316	264	0839 0520 083	24
GN-A6/4 100 x 80	0839 0173 083	16	100	80	529	435	363	0839 0530 083	24
GN-A6/4 100 x100	0839 0174 083	16	100	100	673	553	462	0839 0540 083	12

C3/1-01

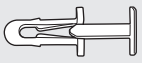

C3/1-01



C3/1-02

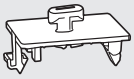

C3/1-02



C3/5-01

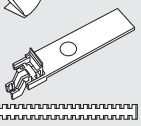

C3/5-02

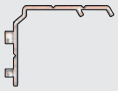

C3/6-01

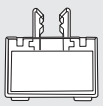

C3/6-01

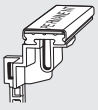

D4/6-01

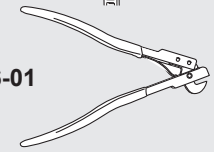

GN-A6/4 blue

H = 30 mm
H = 40 mm

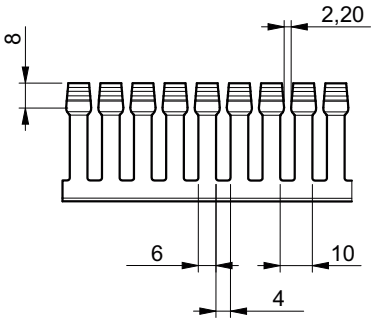

W 25, 30, 40

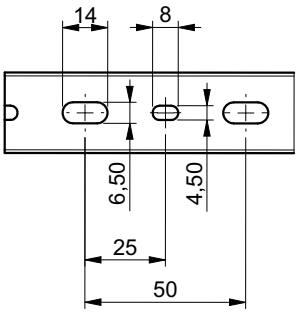

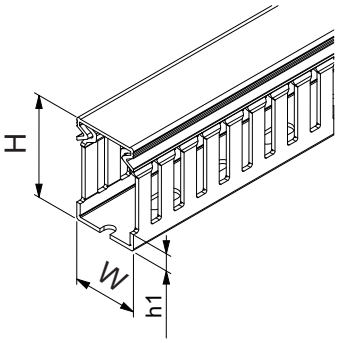

H = 60 mm
H = 80 mm
H = 100 mm

W 25, 30, 40, 60

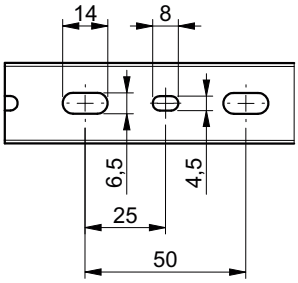

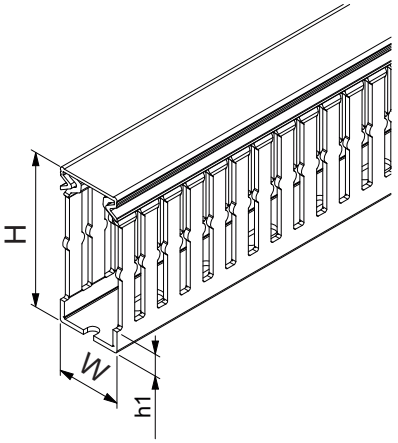

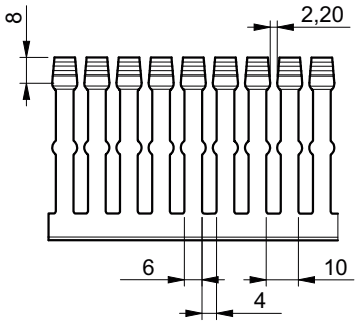

W 80, 100, 120

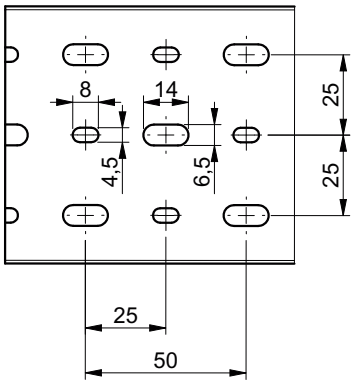

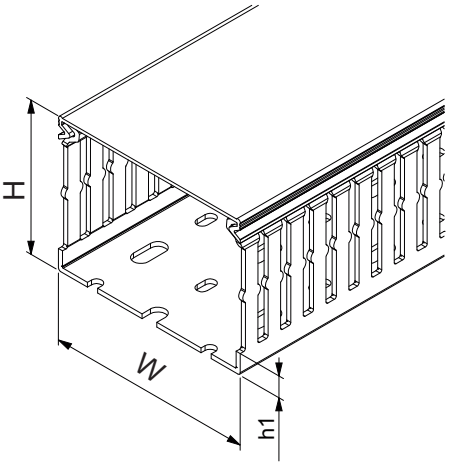

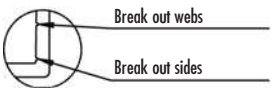

Base punching to NF EN 50085

H (mm)	30	40	60	80	100
h1 (mm)	5	7	9	11	16

Cable trunking SES®
with slots and base punching

LF RoHS

GF-DIN-A7/5

Material:	Rigid PVC quality 9051 LF
Colours:	grey RAL7030 - black
Operating temperatures:	-5 to +65°C
Volume resistivity:	10^{15} Ω.cm
Dielectric strength:	15kV/mm
Flame resistance:	V0 UL94
Standard length:	2 meters
Double sided adhesive:	upon request
Minimum delivery:	1 complete packing (with lids)



Example for order:

Colours: grey 013, black 010

code group				detail article					code colour		
0	8	4	5	x	x	x	x	x	x	x	x

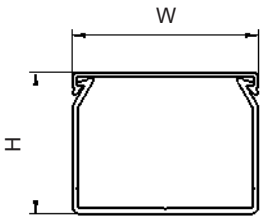

type	trunking art. no.	m	outside dim. H mm	W mm	cables per trunking (filling 50 %) 1 mm²	1,5 mm²	2,5 mm²	lids (alone) art. no.	m
GF-DIN-A7/5 25 x 25	0845 0031 ***	48	23	23	25	21	17	0845 0640 ***	48
GF-DIN-A7/5 37,5x 25	0845 0041 ***	48	35,5	23	44	36	30	0845 0640 ***	48
GF-DIN-A7/5 37,5x 37,5	0845 0051 ***	24	35,5	35,5	74	61	51	0845 0645 ***	24
GF-DIN-A7/5 37,5x 50	0845 0061 ***	24	35,5	48	105	86	72	0845 0650 ***	24
GF-DIN-A7/5 50 x 25	0845 0131 ***	48	48	23	62	51	42	0845 0640 ***	48
GF-DIN-A7/5 50 x 37,5	0845 0141 ***	24	48	35,5	104	85	71	0845 0645 ***	24
GF-DIN-A7/5 50 x 50	0845 0151 ***	24	48	48	146	120	100	0845 0650 ***	24
GF-DIN-A7/5 50 x 75	0845 0152 ***	24	48	73	230	189	158	0845 0655 ***	24
GF-DIN-A7/5 50 x100	0845 0153 ***	12	48	98	315	259	216	0845 0630 ***	12
GF-DIN-A7/5 50 x125	0845 0154 ***	12	48	123	399	328	274	0845 0665 ***	12
GF-DIN-A7/5 75 x 25	0845 0211 ***	48	73	25	101	83	69	0845 0640 ***	48
GF-DIN-A7/5 75 x 37,5	0845 0221 ***	24	73	35,5	161	132	111	0845 0645 ***	24
GF-DIN-A7/5 75 x 50	0845 0231 ***	24	73	48	227	186	156	0845 0650 ***	24
GF-DIN-A7/5 75 x 75	0845 0241 ***	24	73	73	358	294	246	0845 0655 ***	24
GF-DIN-A7/5 75 x100	0845 0251 ***	12	73	98	489	402	336	0845 0630 ***	12
GF-DIN-A7/5 75 x125	0845 0261 ***	12	73	123	620	509	426	0845 0665 ***	12
GF-DIN-A7/5 100 x 50	0845 0286 ***	24	100	48	304	250	209	0845 0650 ***	24
GF-DIN-A7/5 100 x 75	0845 0296 ***	12	100	73	484	398	333	0845 0655 ***	24
GF-DIN-A7/5 100 x100	0845 0268 ***	12	100	98	671	551	461	0845 0630 ***	12
GF-DIN-A7/5 100 x150	0845 0269 ***	12	100	150	1043	856	716	0845 0637 ***	12

C3/1-01

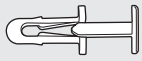

C3/1-01



C3/1-02

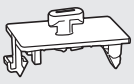

C3/1-02



C3/5-01

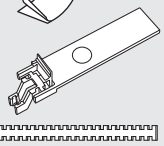

C3/6-01

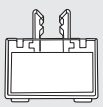

C3/6-01

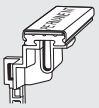

D4/6-01

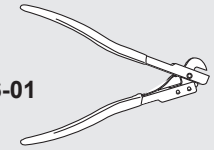

GF-DIN-A7/5

H = 25 mm

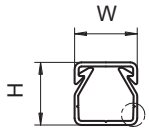

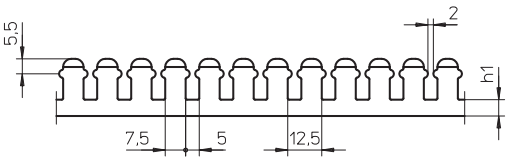

W = 25, 37,5 and 50 mm

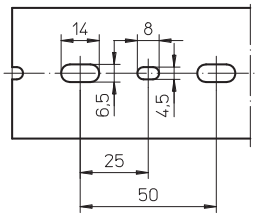

H = 37,5 mm
H = 50 mm

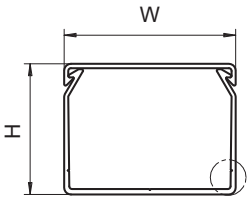

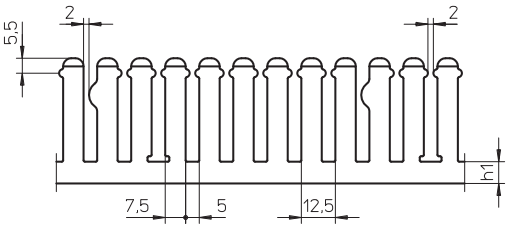

H = 75 mm

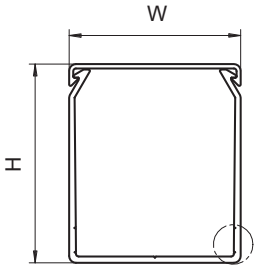

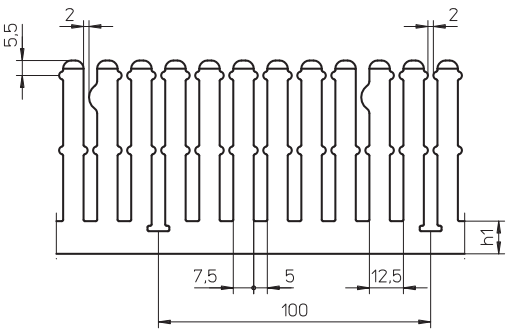

W = 75, 100, 125 and 150 mm

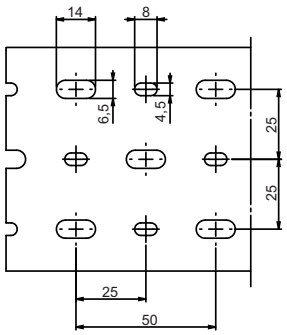

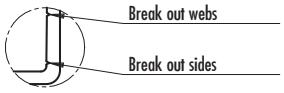

H = 100 mm

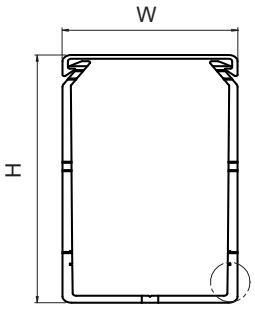

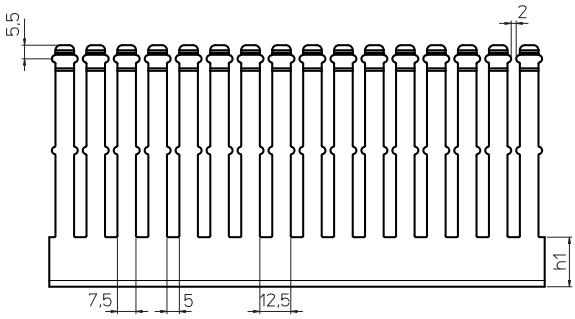

Base punching to NF EN 50085

H (mm)	25	37,5	50	75	100
h1 (mm)	5	7	9	11	20

Cable trunking SES® halogene free
with slots and base punching

GF-DIN-SH-A7/5

LF HF RoHS

GF-DIN-SH-A7/5

Material:	PC/ABS
Colour:	light grey RAL7035
Operating temperatures:	-25 to +90°C
Volume resistivity:	10^{15} Ω.cm
Dielectric strength:	35 kV/mm
Flame resistance:	V0 UL94
Specification:	EN 45545-2 NF F16-101/102 - DIN 5510-2 halogene free
Standard length:	2 meters
Double sided adhesive:	upon request
Minimum delivery:	1 complete packing (with lids)



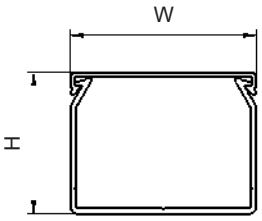

type	trunking art. no.	m	outside dim. H mm	outside dim. W mm	cables per trunking (filling 50 %) 1 mm²	1,5 mm²	2,5 mm²	lids (alone) art. no.	m
GF-DIN-SH-A7/5 25 x 25	0848 0031 013	48	23	23	25	21	17	0848 0640 013	12
GF-DIN-SH-A7/5 37,5x 25	0848 0041 013	48	35,5	23	44	36	30	0848 0640 013	12
GF-DIN-SH-A7/5 37,5x 37,5	0848 0051 013	24	35,5	35,5	74	61	51	0848 0645 013	12
GF-DIN-SH-A7/5 37,5x 50	0848 0053 013	24	35,5	48	105	86	72	0848 0650 013	12
GF-DIN-SH-A7/5 50 x 25	0848 0131 013	48	48	23	62	51	42	0848 0640 013	12
GF-DIN-SH-A7/5 50 x 37,5	0848 0141 013	24	48	35,5	104	85	71	0848 0645 013	12
GF-DIN-SH-A7/5 50 x 50	0848 0151 013	24	48	48	146	120	100	0848 0650 013	12
GF-DIN-SH-A7/5 50 x 75	0848 0152 013	24	48	73	230	189	158	0848 0655 013	12
GF-DIN-SH-A7/5 50 x 100	0848 0153 013	12	48	98	315	259	216	0848 0660 013	12
GF-DIN-SH-A7/5 75 x 25	0848 0211 013	48	73	23	101	83	69	0848 0640 013	12
GF-DIN-SH-A7/5 75 x 37,5	0848 0221 013	24	73	35,5	161	132	111	0848 0645 013	12
GF-DIN-SH-A7/5 75 x 50	0848 0231 013	24	73	48	227	186	156	0848 0650 013	12
GF-DIN-SH-A7/5 75 x 75	0848 0241 013	24	73	73	358	294	246	0848 0655 013	12
GF-DIN-SH-A7/5 75 x 100	0848 0251 013	12	73	98	489	402	336	0848 0660 013	12
GF-DIN-SH-A7/5 75 x 125	0848 0261 013	12	73	123	620	509	426	0848 0665 013	12

C3/1-01

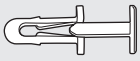

C3/1-01



C3/1-02

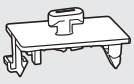

C3/1-02



C3/5-01



C3/6-01

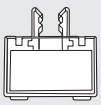

D4/6-01

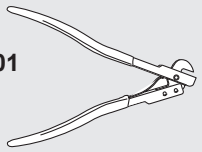

GF-DIN-SH-A7/5

H = 25 mm
H = 37,5 mm
H = 50 mm

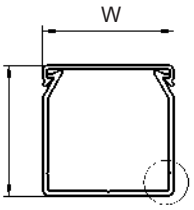

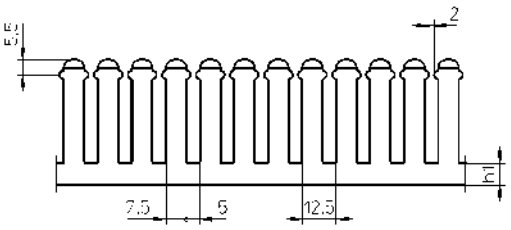

W = 25, 37,5 and 50 mm

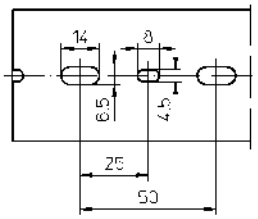

H = 75 mm

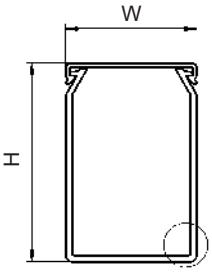

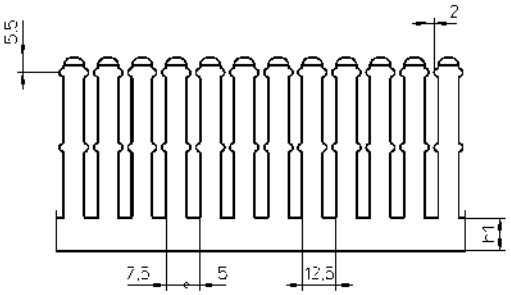

W = 75, 100 and 125 mm

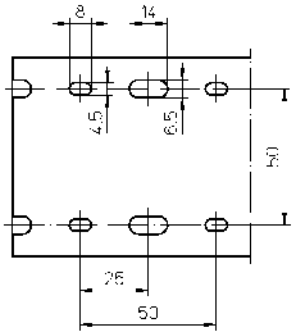

Base punching to DIN 43659

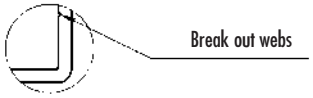

H (mm)	25	37,5	50	75
h1 (mm)	6	8	8	12

Cable trunking SES®
with slots and base punching

LF RoHS

GF-DIN-C-A12/8

Material:	Rigid PVC quality 9051 LF
Colour:	grey RAL7030 - black
Operating temperatures:	-5 to +65°C
Volume resistivity:	10^{15} Ω.cm
Dielectric strength:	15 kV/mm
Flame resistance:	V0 UL94
Standard length:	2 meters
Double sided adhesive:	upon request
Minimum delivery:	1 complete packing (with lids)



Example for order:

Colours: grey 013 / black 010

code group		detail article					code colour		
0	8	4	5	x	x	x	x	x	x	x

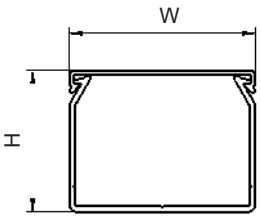

type			trunking art. no.	m	outside dim. H mm	W mm	cables per trunking (filling 50 %) 1 mm²	1,5 mm²	2,5 mm²	lids (alone) art. no.	m
GF-DIN-C-A12/8	37,5	x 25	0845 0046 ***	48	35,5	23	44	36	30	0845 0640 ***	48
GF-DIN-C-A12/8	37,5	x 37,5	0845 0056 ***	24	35,5	35,5	74	61	51	0845 0645 ***	24
GF-DIN-C-A12/8	37,5	x 50	0845 0066 ***	24	35,5	48	105	86	72	0845 0650 ***	24
GF-DIN-C-A12/8	50	x 25	0845 0136 ***	48	48	23	62	51	42	0845 0640 ***	48
GF-DIN-C-A12/8	50	x 37,5	0845 0146 ***	24	48	35,5	104	85	71	0845 0645 ***	24
GF-DIN-C-A12/8	50	x 50	0845 0166 ***	24	48	48	146	120	100	0845 0650 ***	24
GF-DIN-C-A12/8	50	x 75	0845 0167 ***	24	48	73	230	189	158	0845 0655 ***	24
GF-DIN-C-A12/8	50	x100	0845 0168 ***	12	48	98	315	259	216	0845 0630 ***	12
GF-DIN-C-A12/8	50	x125	0845 0169 ***	12	48	123	399	328	274	0845 0665 ***	12
GF-DIN-C-A12/8	75	x 25	0845 0216 ***	48	73	25	101	83	69	0845 0640 ***	48
GF-DIN-C-A12/8	75	x 37,5	0845 0226 ***	24	73	35,5	161	132	111	0845 0645 ***	24
GF-DIN-C-A12/8	75	x 50	0845 0236 ***	24	73	48	227	186	156	0845 0650 ***	24
GF-DIN-C-A12/8	75	x 75	0845 0246 ***	24	73	73	358	294	246	0845 0655 ***	24
GF-DIN-C-A12/8	75	x100	0845 0256 ***	12	73	98	489	402	336	0845 0630 ***	12
GF-DIN-C-A12/8	75	x125	0845 0266 ***	12	73	123	620	509	426	0845 0665 ***	12

C3/1-01

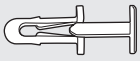

C3/1-01



C3/1-02

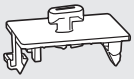

C3/1-02



C3/5-01



C3/6-01

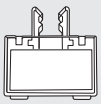

C3/6-01

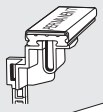

C3/6-01

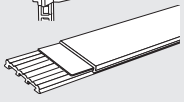

D4/6-01

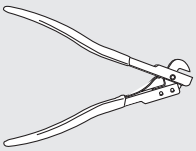

GF-DIN-C-A12/8

H = 37,5 mm

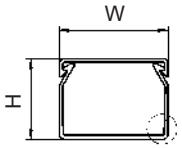

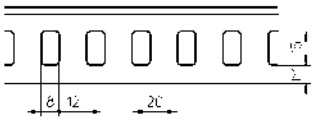

H = 50 mm

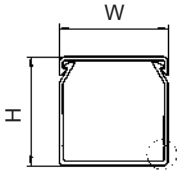

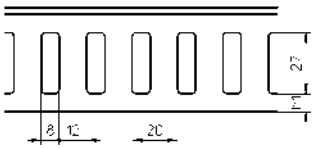

H = 75 mm

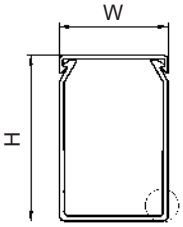

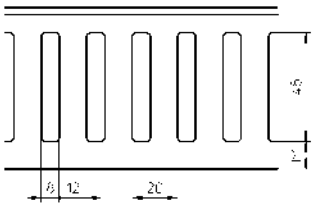

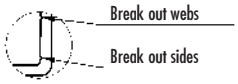

W = 25, 37,5 and 50 mm

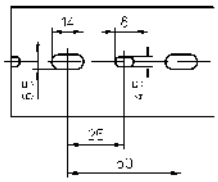

W = 75, 100 and 125 mm

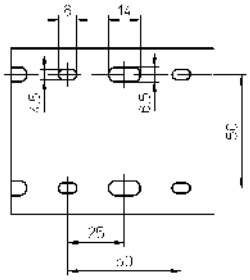

Base punching to DIN 43659

H (mm)	37,5	50	75
h1 (mm)	8	8	12

Cable trunking SES®
with slots and base punching

GF-A12/8

GF-A12/8

Material:	rigid PVC quality 9051 LF
Colour:	grey RAL7030
Operating temperatures:	-5 to +65°C
Density:	1,56
Volume resistivity:	10^{15} Ω.cm
Dielectric strength:	15 kV/mm
Specifications:	V0 UL94 CSTB:M2
Standard length:	2 meters
Double sided adhesive:	upon request
Minimum delivery:	1 complete packing (with lids)
Applications:	used with cable of large diameter



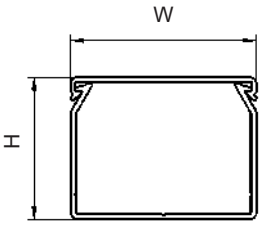

type	trunking art. no.	m	outside dim. H mm	W mm	cables per trunking (filling 50 %) 1 mm²	1,5 mm²	2,5 mm²	lids (alone) art. no.	m
GF-A12/8 100 x 100	0845 0276 013	12	100	100	671	551	461	0845 0630 013	12
GF-A12/8 100 x 150	0845 0273 013	12	100	150	1043	856	716	0845 0636 013	12

C3/1-01

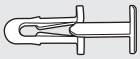

C3/1-01



C3/1-02

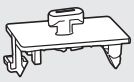

C3/1-02



C3/5-01



C3/6-01

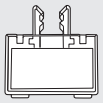

C3/6-01

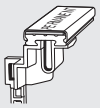

D4/6-01

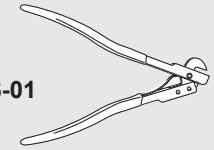

GF-A12/8

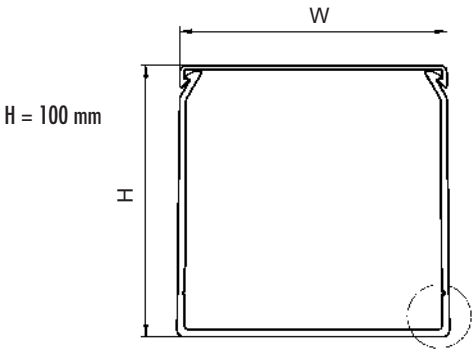

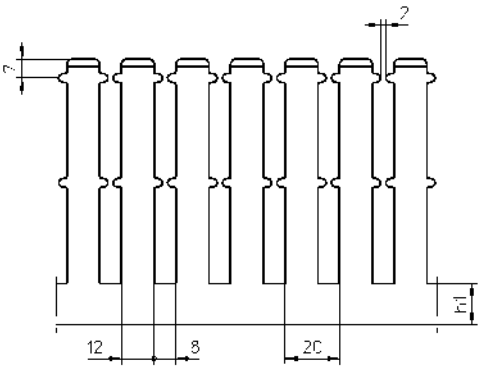

W = 100 and 150 mm

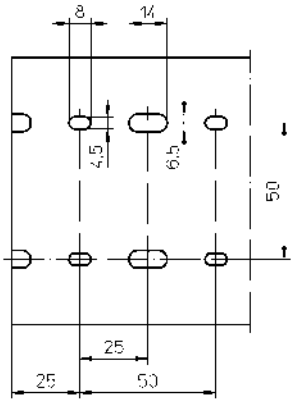

Base punching to DIN 43659

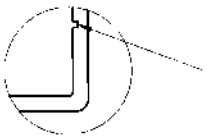

Break out webs

H (mm)	100
h1 (mm)	15

GF-DIN-PPDA

Material:	Rigid PVC quality 9051 LF
Colour:	grey RAL7030
Operating temperatures:	-5 to +65°C
Density:	1,56
Volume resistivity:	10^{15} Ω.cm
Dielectric strength:	15kV/mm
Specifications:	V0 UL94 CSTB:M2
Standard length:	2 meters
Double sided adhesive:	upon request
Minimum delivery:	1 complete packing (with lids)



type	art. no.	dimensions H mm	W mm	m
GF-DIN-PPDA 50 x 50	0845 0713 013	48	48	24
GF-DIN-PPDA 50 x 75	0845 0714 013	48	73	24
GF-DIN-PPDA 50 x 100	0845 0715 013	48	98	12
GF-DIN-PPDA 50 x 125	0845 0716 013	48	123	12



H = 50 mm

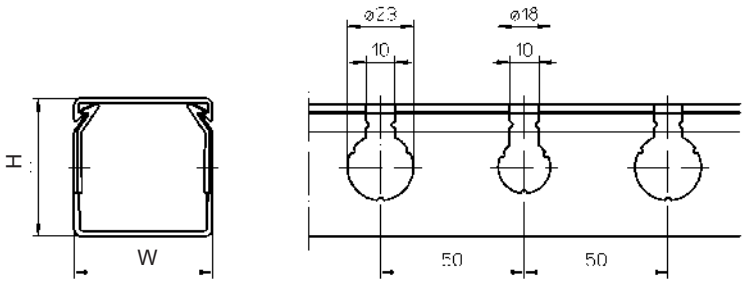

W = 50 mm

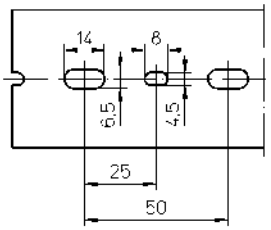

W = 75, 100 and 125 mm

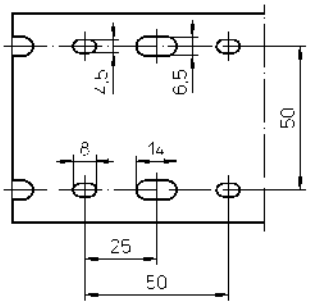

Base punching to NF EN 50085

Slots are intended for ICO conduits N. 13 and N. 16 according to standard NF C 68-133.

Can also be used:

- ELECTROFLEX cable glands page A7/2-01,
- PLIOLOCK cable glands page A7/5-01.



Semi-standard products - available only upon request

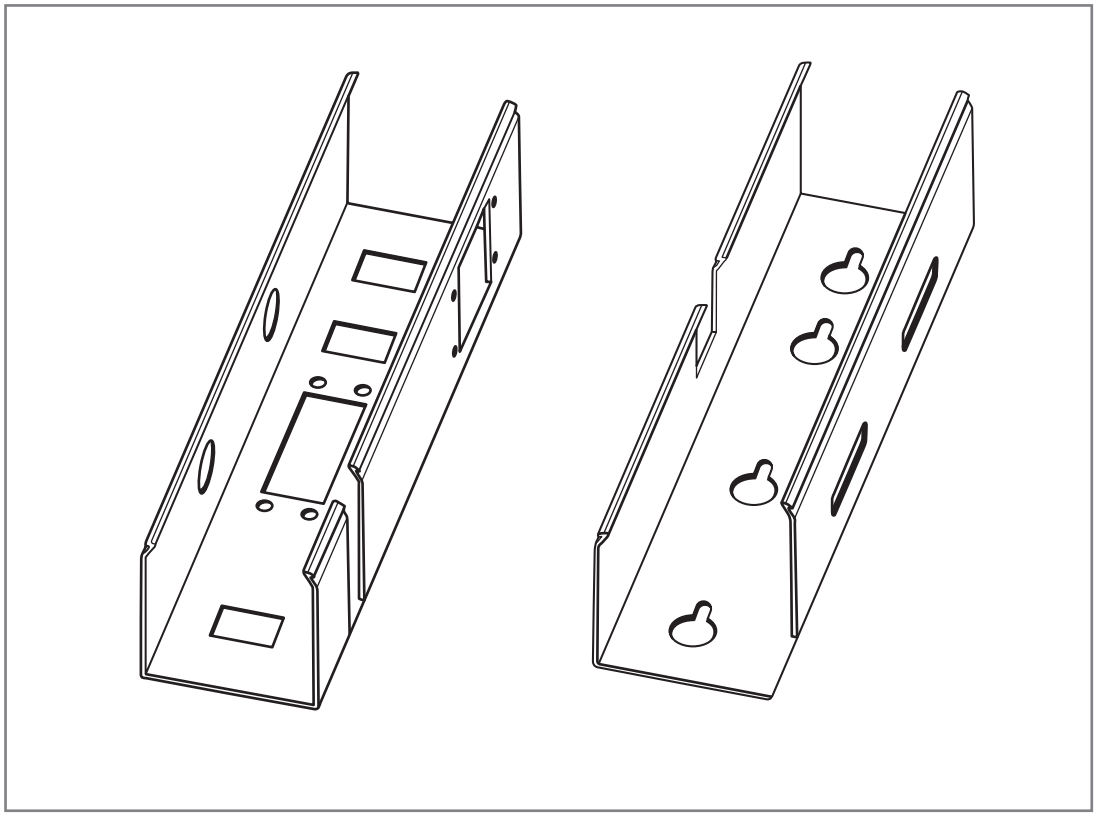

On request SES-STERLING can quote you for special cable trunking for example:

cable trunking with special slots and base punching

cable trunking in special lengths

Punching possible for all standard cable trunking. On request SES-STERLING will develop new cable trunking with special profiles.

Please **send us your inquiry** with illustrations as well as quantity, colour and material required.

Article number: 0845 0999 000

SES® cutting tool
special for conduit trunking

For a fast cut of our conduit trunking,

SES-STERLING offers a selection of **special tools**.



DC 125 cutter for trunking
0518 0960 000
C3/7-01



DX-110 cutter for trunking
0518 0918 000
D4/6-01



DK-55 cutting tool
0518 0955 000
D4/6-01



DK-60 nibbling tool
0518 0920 000
D4/6-01

C2

Cable trunking plain











Cable trunking plain

Cable trunking:

Page	Type	Height in mm	Width in mm	Base punching	Specification
• **C2/1**	GN-S LF	30-40-60-80-100	25-40-60-80-100-120	yes	LF RoHS
	GN-HF-S	30-40-60-80	30-40-60	no	HF LF RoHS
• **C2/2**	GF-DIN-SH-S	25-37,5-50-75	25-37,5-50-75-100-125	yes	HF LF RoHS

Accessories:

• **C3/1**

PLIO rivets and SES-GO rivet punch
PLIO-GZ lock studs
PLIO-GZ clamping bracket
PLIOBANDE double sided adhesive tape

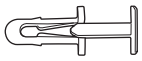

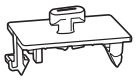


GN-S LF

Material:	Rigid PVC quality 9051 LF
Colour:	grey RAL7030
Operating temperatures:	-5 to +65°C
Density:	1,56
Volume resistivity:	10^{15} Ω.cm
Dielectric strength:	15 kV/mm
Specification:	V0 UL94 DIN 5510-2 S3, SR1, ST2
Standard length:	2 meters
Double sided adhesive tape:	on request
Minimum quantity:	1 complete pack (incl. lids)



type		trunking article number	m	ext. dimensions H mm	ext. dimensions W mm	quant. of cables per trunking (filling 50 %) 1 mm²	1,5 mm²	2,5 mm²	lids (alone) art. no.	m
GN-S	30 x 25	0839 0031 013	60	30	25	37	31	26	0839 0500 013	48
GN-S	30 x 40	0839 0032 013	36	30	40	68	56	47	0839 0510 013	24
GN-S	40 x 25	0839 0041 013	48	40	25	52	43	36	0839 0500 013	48
GN-S	40 x 40	0839 0042 013	32	40	40	94	77	64	0839 0510 013	24
GN-S	40 x 60	0839 0043 013	24	40	60	149	122	102	0839 0520 013	24
GN-S	40 x 80	0839 0044 013	24	40	80	204	168	140	0839 0530 013	24
GN-S	40 x100	0839 0045 013	12	40	100	259	213	178	0839 0540 013	12
GN-S	60 x 25	0839 0051 013	48	60	25	80	66	55	0839 0500 013	48
GN-S	60 x 40	0839 0052 013	32	60	40	144	118	99	0839 0510 013	24
GN-S	60 x 60	0839 0053 013	24	60	60	229	188	157	0839 0520 013	24
GN-S	60 x 80	0839 0054 013	16	60	80	313	257	215	0839 0530 013	24
GN-S	60 x100	0839 0055 013	16	60	100	398	327	273	0839 0540 013	12
GN-S	60 x120	0839 0056 013	12	60	120	483	397	332	0839 0550 013	12
GN-S	80 x 25	0839 0061 013	24	80	25	107	88	74	0839 0500 013	48
GN-S	80 x 40	0839 0062 013	24	80	40	193	159	133	0839 0510 013	24
GN-S	80 x 60	0839 0063 013	24	80	60	308	253	211	0839 0520 013	24
GN-S	80 x 80	0839 0064 013	16	80	80	422	347	290	0839 0530 013	24
GN-S	80 x100	0839 0065 013	12	80	100	537	441	369	0839 0540 013	12
GN-S	80 x120	0839 0066 013	16	80	120	652	535	447	0839 0550 013	12
GN-S	100 x 40	0839 0071 013	24	100	40	240	198	165	0839 0510 013	24
GN-S	100 x 60	0839 0072 013	16	100	60	384	316	264	0839 0520 013	24
GN-S	100 x 80	0839 0073 013	16	100	80	529	435	363	0839 0530 013	24
GN-S	100 x100	0839 0074 013	16	100	100	673	553	462	0839 0540 013	12

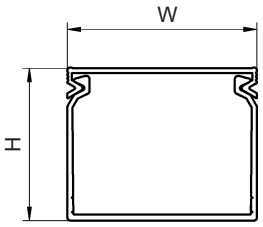

W= 25, 40 and 60 mm

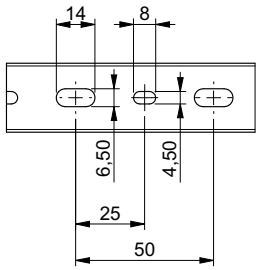

W = 80, 100 and 120 mm

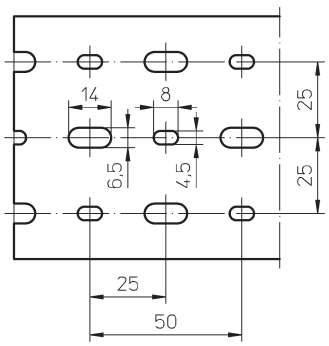

Base punching to NF EN 50085

Cable trunking SES®
plain and with base punching

LF HF RoHS

GN-HF-S

Material:	PC/ABS, halogen free
Colour:	light grey RAL7035
Operating temperatures:	-25 to +90°C
Volume resistivity:	10^{15} Ω.cm
Dielectric strength:	35 kV/mm
Specification:	V0 UL94 NF F 16-101/102 : I3/F2 DIN 5510-2 : S4-SR2-ST2 EN 45545-2 : R22 HL3, R23 HL3
Standard length:	2 meters
Double sided adhesive tape:	on request
Minimum quantity:	1 complete pack (incl. lids)



type	trunking article number	m	ext. dimensions H mm	ext. dimensions W mm	quant. of cables per trunking (filling 50 %) 1 mm²	1,5 mm²	2,5 mm²	lids (alone) art. no.	m
GN-HF-S 30 x 30	0850 0033 025	48	30	30	48	39	33	0850 0505 025	24
GN-HF-S 40 x 40	0850 0042 025	32	40	40	94	77	64	0850 0510 025	24
GN-HF-S 40 x 60	0850 0043 025	24	40	60	149	122	102	0850 0510 025	24
GN-HF-S 60 x 40	0850 0052 025	32	60	40	144	118	99	0850 0520 025	24
GN-HF-S 80 x 40	0850 0062 025	24	80	40	193	159	133	0850 0520 025	24

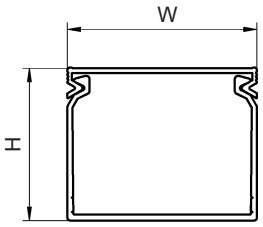

W 30, 40, 60

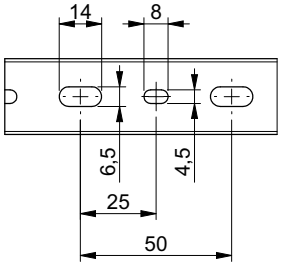

Base punching to
NF EN 50085

GF-DIN-SH-S

Material:	PC/ABS, halogen free
Colour:	light grey
Operating temperatures:	-25 to +90°C
Volume resistivity:	10^{15} Ω.cm
Dielectric strength:	35 kV/mm
Specification:	V0 UL94 NF F 16-101/102 : I3/F2 DIN 5510-2 : S4-SR2-ST2 EN 45545-2 : R22 HL3, R23 HL3
Standard length:	2 meters
Double sided adhesive tape:	on request
Minimum quantity:	1 complete pack (incl. lids)



type	trunking art. no.	m	ext. dimensions H mm	W mm	quant. of cables per trunking (filling 50 %) 1 mm²	1,5 mm²	2,5 mm²	lids (alone) art. no.	m
GF-DIN-SH-S 25 x 25	0848 0331 013	48	23,0	23,0	25	21	17	0848 0640 013	12
GF-DIN-SH-S 37,5x 25	0848 0341 013	48	35,5	23,0	44	36	30	0848 0640 013	12
GF-DIN-SH-S 37,5x 37,5	0848 0351 013	24	35,5	35,5	74	61	51	0848 0645 013	12
GF-DIN-SH-S 50 x 25	0848 0431 013	48	48,0	23,0	62	51	42	0848 0640 013	12
GF-DIN-SH-S 50 x 37,5	0848 0441 013	24	48,0	35,5	104	85	71	0848 0645 013	12
GF-DIN-SH-S 50 x 50	0848 0451 013	24	48,0	48,0	146	120	100	0848 0650 013	12
GF-DIN-SH-S 50 x 75	0848 0452 013	24	48,0	73,0	230	189	158	0848 0655 013	12
GF-DIN-SH-S 50 x100	0848 0453 013	12	48,0	98,0	315	259	216	0848 0660 013	12
GF-DIN-SH-S 75 x 25	0848 0511 013	48	73,0	23,0	101	83	69	0848 0640 013	12
GF-DIN-SH-S 75 x 37,5	0848 0521 013	24	73,0	35,5	161	132	111	0848 0645 013	12
GF-DIN-SH-S 75 x 50	0848 0531 013	24	73,0	48,0	227	186	156	0848 0650 013	12
GF-DIN-SH-S 75 x 75	0848 0541 013	24	73,0	73,0	358	294	246	0848 0655 013	12
GF-DIN-SH-S 75 x100	0848 0551 013	12	73,0	98,0	489	402	336	0848 0660 013	12
GF-DIN-SH-S 75 x125	0848 0561 013	12	73,0	123,0	620	509	426	0848 0665 013	12

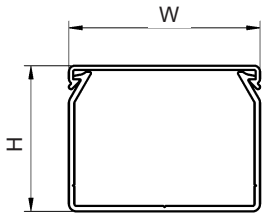

C3/1-01

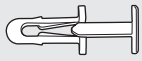

C3/1-01



C3/1-02

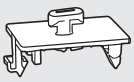

C3/1-02



W = 25, 37,5 and 50 mm

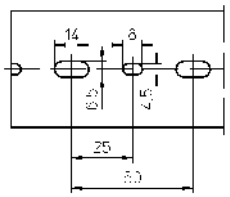

Base punching to DIN 43659

W = 75, 100 and 125 mm

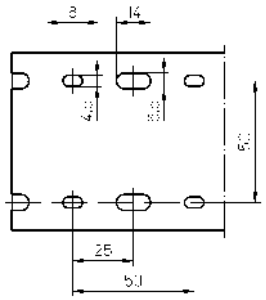

C3

Accessories for cable trunking











Accessories for cable trunking

At your disposal, a whole range of accessories that allow you to:

- **fasten the trunking** temporarily or permanently,
- **keep cables** secure in the trunking before fixing the lid,
- **identify** your trunking,
- **cut** trunking at true angles.

page

• C3/1-01 **Rivets PLIO and rivet punches SES-GO**
for quick fastening of trunking and other products.

Lock stud PLIO-GZ
for fast fixing of trunking GK to base plates or aluminium profiles.

• C3/1-02 **Clamping bracket PLIO-GZ**
for clamping to rails, profiles or perforated base plates.

PLIOBANDE double sided adhesive tape
for temporary fastening of trunking.

• C3/5-01 **Retaining clip PLIO-GX**
stops cables from falling and allows the lids a better hold.

Bridging clip PLIO-GX
keeps cable secure in the trunking and allows complete or partial change of cabling at any time without removal of clip.

• C3/5-02 **Retaining clip BR-GN**
for keeping cables secure in the trunking while fixing them.

• C3/6-01 **Label holder PLIO**
to identify cable outlets.

• C3/7-01 **Cutter DC 125**
for fast cutting of trunking at true angles.

















Accessories for cable trunking
Rivets PLIO® and rivet punches SES®
Lock stud PLIO®

PLIO®

HF RoHS

PLIO GT & GS

Material: POM / PA6.6 / PA12
Colours: black - transparent
Operating temperatures: -40 to +90°C / +85°C / +60°C
Application: for quick fastening of trunking and other products.



Example for order:

Colours: black 010 | transp. 018

code group				detail article				code colour		
0	6	3	5	0	x	x	x	x	x	x

type	article number	bore Ø mm	riveting thickness (D) mm	material	dimensions (mm) A	B	C	
PLIO-GT rivets								
GT 32	0635 0002 ***	3,2	3 - 4	POM	4,8	1,3	6,2	100
GT 35	0635 0003 ***	3,5	4 - 5	POM	7	1,5	8,4	100
GT 50	0635 0001 ***	5	5 - 6	PA 12	10	2	11	100
GT 62	0635 0004 ***	6,2	5 - 6	PA 12	10	2	12	100

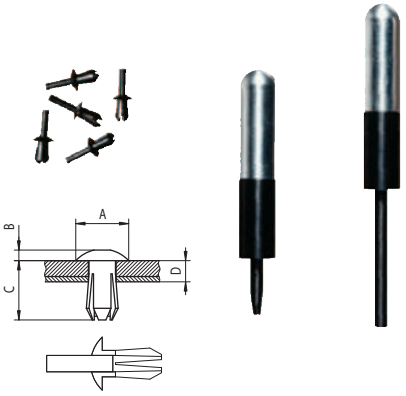

SES-GO rivet punch for PLIO-GT rivet

GO-1	0412 0001 000	for GT 32 & GT 35 rivets	1
GO-2	0412 0002 000	for GT 50 & GT 62 rivets	1

PLIO-GS rivets (very good resistance against elongation)

GS 40	0635 0011 ***	4	3 - 6	PA6.6	7,5	2,5	13,2	100
GS 60	0635 0012 ***	6	3 - 6	PA6.6	11	3	16,5	100

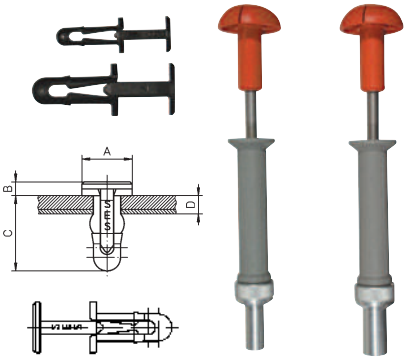

SES-GO rivet punch for PLIO GS rivet

GO-3	0412 0003 000	for GS 40 rivet	1
GO-4	0412 0004 000	for GS 60 rivet	1

PLIO GZ-01

Material: polyamide 12
Colour: black
Operating temperatures: -40 to +60°C
Specification: HB UL94
Application: for a fast fixing of our GN and GF trunking on base plates or aluminium profiles.



type	article number	
GZ-01	0845 0901 010	100

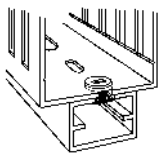

Accessories for cable trunking
PLIO® clamping bracket
PLIOBANDE double sided adhesive tape

PLIO®

HF RoHS

PLIO GZ-02

Material:	polyamide 6.6
Colour:	black
Operating temperatures:	-40 to +80°C
Specification:	V0 UL94
Application:	for clamping cable trunking to: - metallic rail DIN 35 x 7,5 - rail 35 X 15 mm to NF EN 50022 - combined profile TE AMI-ED 20 - perforated base plate or similar



type	article number	
Clamping bracket PLIO		
GZ-02	0845 0902 010	20



clamped to perforate plate



clamped to DIN rail



easily dismantled with screwdriver

PLIOBANDE

Material:	double sided adhesive tape with acryl adhesif modified
Thickness:	+/- 0,12 mm
Operating temperatures:	-40 to +120°C
Application:	for temporary fastening of trunking.



The double-sided adhesive tape* is attached to the base of the trunking, which is then temporarily held in position until final attachment is performed with plastic rivets.

type	article number	width of the tape (mm)	m
PLIOBANDE double-sided adhesive tape			
RA9	0650 0201 000	9	50
RA15	0650 0202 000	15	50
RA19	0650 0203 000	19	50
RA25	0650 0204 000	25	50
RA30	0650 0205 000	30	50
RA50	0650 0206 000	50	50

*** IMPORTANT** Good adhesion with our products is achieved by a smooth, clean, dry and perfectly degreased surface, in general, we recommend preliminary tests.

Accessories for cable trunking
PLIO® retaining clip
PLIO® bridging clip

PLIO®

HF RoHS

PLIO GX-1 GX-2

Material: PP
Colour: grey
Operating temperatures: -25 to +70°C
Flame resistance: V2 UL94
Specifications: halogen free

Application: keeps cable in trunking.



The GX clips have following functions:
- keeping cables secured when trunking is mounted horizontally or vertically.
- ensuring easier lid fixing due to the oblique teeth supporting the trunking webs.
- easy assembly, the clip should be clamped between two webs on the appropriate trunking width.

type	article number	width mm	length mm	thickness mm	for trunking height (mm)	
GX-1 HF	0845 0917 013	9	147	2,5	≤ 75	50
GX-2 HF	0845 0918 013	9	147	2,5	80 - 100	50



PLIO GX

Material: PA halogen free
Colours: black
Operating temperatures: -40 to +100°C
Flame resistance: V0 UL94
Specification: halogen free

Application: keeps cable in GN-A6/4, GF-DIN-A7/5 and GF-A6/4 trunking.



Clips are of universal use, they can be cut to the trunking width.

Allows complete or partial change of cabling at any time without removal of clip.

It is advisable to position clamps every 20/30 cm on the trunking, by alternating the fixing side (see picture).



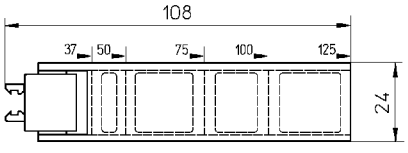

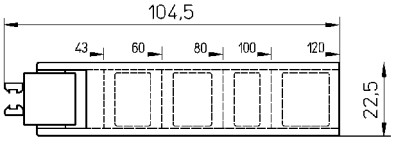

type	article number	width mm	length mm	for trunking series	for trunking height (mm)	
GX-DIN-A7/5 HF	0845 0916 010	24	108	GF-DIN-A7/5 GF-DIN-SH-A7/5	25 ... 75	50
GX-A6/4 HF	0845 0915 010	22,5	105	GN-A6/4 GN-HF-A6/4	42 ... 80 60	50

Retaining clip for trunking

BR-GN

Material: PS
Colour: grey
Operating temperatures: -40 to +70°C
Flame resistance: V2 UL94

Application: keeps cables in GN trunking.
Thanks to its design, this retaining clip is usable on every GN-A6/4 trunking.



type	article number	
BR-GN	0839 0100 013	50

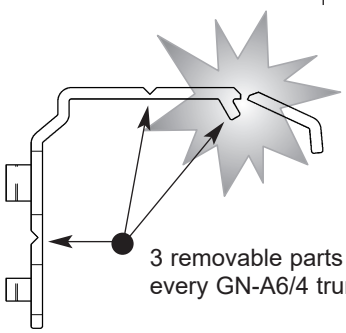

3 removable parts for a use on every GN-A6/4 trunking.

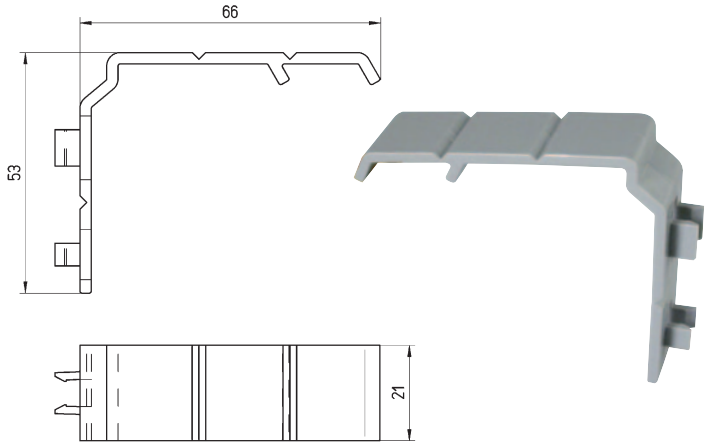

BR-GN-HF

New

Material: PC/ABS, flame retardant
Colour: light grey
Operating temperatures: -25 to +90°C
Specification: V0 UL94
halogen free

Application: keeps cables in GN-HF-A6/4 trunking with a width of 30 mm or more and heights of 40, 60 and 80 mm. Easy and quick to use.



type	article number	
BR-GN-HF	0850 0100 025	50

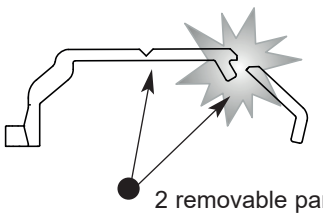

2 removable parts for a use on every GN-HF-A6/4 trunking height 40, 60 and 80 mm.

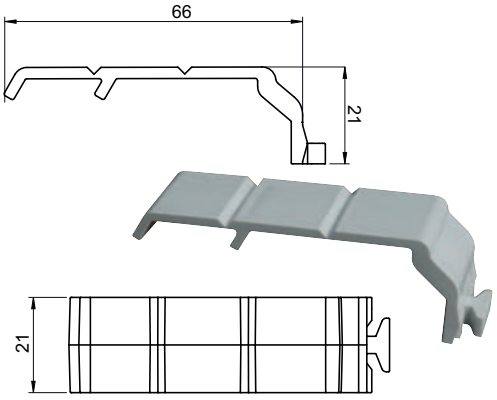

PLIO® label holder for cable trunking

PLIO®

PE-A6/4 - PE-A7/5

HF

Material: label-holder: PC, transparent
label: white cardboard (included)

Operating temperatures: -40 to +120°C

Marking: by hand or by printer

Application: to identify cable outlets.

PLIO® label holders are clipped onto the lateral slots of the trunking.

Their one-piece design, with integrated locking cover, ensures that the labels to be marked are held and protected against external aggression.



type	article number	dimensions of the label (mm)	
PE label holder for GN-A6/4 trunking			
PE-A6/4 26	0845 0912 018	25,5 x 13	50
PE-A6/4 38	0845 0913 018	38,0 x 19	50
PE label holder for GF-DIN-A7/5 trunking			
PE-DIN-A7/5 26	0845 0910 018	25,5 x 13	50
PE-DIN-A7/5 38	0845 0911 018	38,0 x 19	50

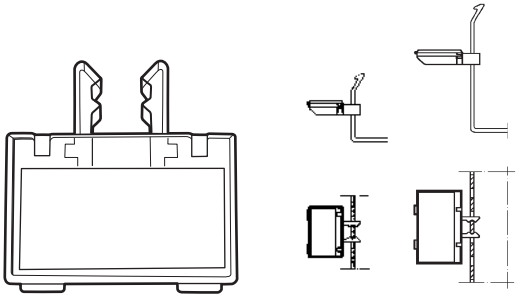

PLIO-15 - PLIO-30

Material: base: PVC
lid: PVC transparent
label: white cardboard (included)

Colour of the base: grey - light grey - pure white

Operating temperatures: -5 to +65°C

Fixing: PES supports

Application: PLIO® label holders are used for the identification of cable trunkings with side slots in combination with PES supports.



Colour:

013	025	082
grey	light grey	pure white

Example for order:

code group		detail article						code colour	
0	1	2	9	0	x	x	x	x	x	x

type	article number	length mm	width of the lid A (mm)	width of the label (mm)	height B (mm)	pces
PLIO lab						
PLIO-15	0129 0010 xxx*	1000	16	14	5,3	20
PLIO-30	0129 0020 xxx*	1000	31,5	29	5,6	20
Support for PLIO-15 and PLIO-30 profil						
PES	0845 0920 013	-	-	-	-	25



DC 125 cutter for cable trunking

SES®

DC 125

Cutting width:	125 mm
Cutting lenght:	1000 mm max.
Dimensions (L x l x H):	1290 x 290 x 760 mm
Weight:	10,5 kg
Application:	for quick and clean cutting of SES trunking with slots.

type	article number	
Cutter		
DC 125	0518 0960 000	1
Spare blade		
DC 10025	0518 0961 000	1
Folding blade guard		
DC 10022	0518 0962 000	1



DC 125 cutter cuts trunking at true angles and avoids burring and expensive redressing.

Chip free cutting keeps your site clean.

No pollution or noise.

Due to a cam mechanism the DC 125 cuts with little effort.

The 1 m long length guide and stop allows cutting of high precision. This cutter must be bench mounted.

The blade in tungsten steel provides a cutting width of up to 125 mm.

The blade is supplied with an integrated guard giving total security.

DC 125 cutters are approved by the TÜV.

C4

Installation trunking











Installation trunking

The GI trunking has been developed for visible indoor installations. Used for installation in a workshop, a cellar or a garage, there is a large range of GI trunking in many sizes with accessories allowing for a perfect finish.

page

• C4/1-01 **Installation trunking SES GI-A**
small sizes:15x15 to 60x60



Installation trunking SES GI-B
medium and large sizes: 40x60 to 60x110



Installation trunking SES GI-VIDEO
sizes 40x90 and 60x110, colour ivory.



• C4/5-01 **Accessories for installation trunking GI-B**



• C4/6-01 **Installation trunking SES GI-M miniature**
small size: 5x10 to 15x15

Miniature trunking that is extruded in one piece.
For cables type hifi, telephone etc.



Cable trunking
plain with base punching

GI

Material:	PVC quality 9051 LF
Colours:	white cream (RAL 9001) grey (RAL 7030)
Operating temperatures:	-5 to +65°C
Density:	1,56
Volume resistivity:	10^{15} Ω.cm
Dielectric strength:	15 kV/mm
Specifications:	V0 UL94
Standard length:	2 meters
Double sided adhesive tape:	on request
Minimum quantity:	1 complete pack (incl. lids)



GI-A **GI-B** **GI-VIDEO***

Example for order:

Colours: 001 white, 013 grey

code group				detail article				code colour		
0	8	4	6	0	x	x	x	x	x	x

type		article number	ext. dimensions H mm	W mm	c mm	p mm	m
GI-A	**15 x 15**	0846 0570 ***	16,5	17,5	-	-	100
GI-A	**15 x 30**	0846 0580 ***	16,5	30,5	-	-	70
GI-A	**25 x 40**	0846 0590 ***	27	40,5	-	-	48
GI-A	**40 x 40**	0846 0610 ***	40	40,5	-	-	36
GI-B	**40 x 60**	0846 0620 ***	40	57,5	15	28	24
GI-B	**40 x 90**	0846 0635 ***	40	90	45	63	24
GI-B	**40 x 110**	0846 0650 ***	40	110,5	50,5	68	12
GI-B	**60 x 110**	0846 0755 ***	61	110,5	50,5	68	12
GI-VIDEO	**40 x 90**	0846 0120 030	40	90	45	63	24
GI-VIDEO	**60 x 110**	0846 0750 030	60	110,5	50,5	68	12

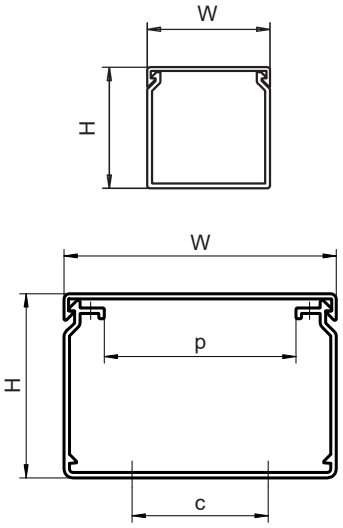

* The cable trunking GI-VIDEO are only available in colour ivory (030).

C3/1-02 C4/5-01





Cable trunking
plain with base punching

GI-A

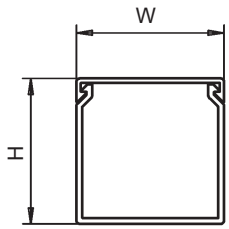

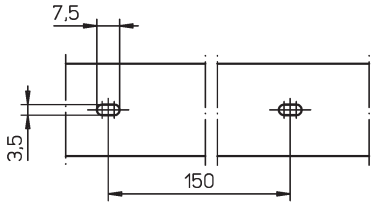

Punching for trunking
GI-A 15x15 und 15x30

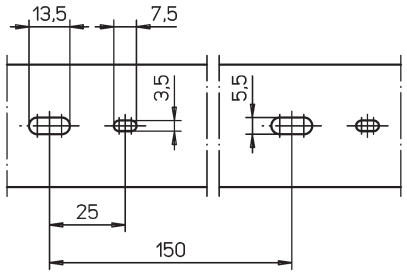

Punching for trunking
GI-A 25x40 and 40x40

GI-B / GI-VIDEO

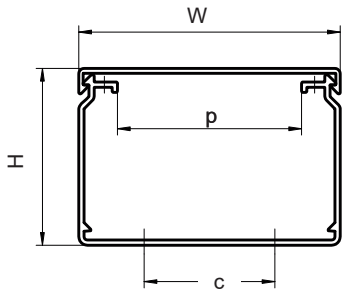

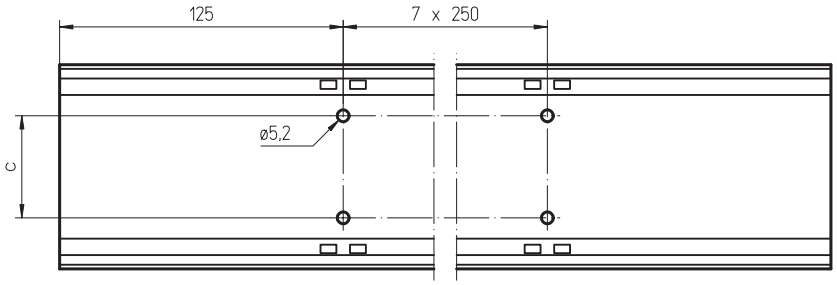

Locking carriers BV
for cable trunking

BV

HF RoHS

BV

Material:	modified PA high impact
Colour:	black
Operating temperatures:	-20 to +70°C
Elongation at break:	> 250 %
Dielectric strength:	> 23 kV/mm



Carriers		for trunking		
type	art. no.	type	art. no.	pces
BV-40	0846 0511 010	GI-B 40 x 60	0846 0620 ***	25
BV-70	0846 0501 010	GI-B 40 x 90 GI-VIDEO 40x90	0846 0635 *** 0846 0120 030	25
BV-80	0846 0521 010	GI-B 40 x 110 GI-B 60 x 110 GI-VIDEO 60 x 110	0846 0650 *** 0846 0755 030 0846 0750 030	25



C4/1-01



Cable trunking miniature
plain with base punching

GI-M

Material:	rigid PVC modified choc
Colour:	white (RAL 9001)
Operating temperatures:	-20 to +60°C
Density:	1,53
Volume resistivity:	10^{14} Ω.cm
Dielectric strength:	15kV/mm
Specification:	V0 UL94
Standard length:	2 meters
Minimum quantity:	1 complete pack (with hinged lid)



GI-M miniature trunking are extruded in one piece. They are available with hinged lid and with or without adhesive foam tape. Foam tape is ideal for absorbing the irregularities on uneven surfaces. For some applications, we recommend further attachment with screws and wall plugs.

type	article number	ext. dimensions H mm	ext. dimensions W mm	Ø D mm	m
GI-M 5 x 10 T	0846 0911 001	6	11	2,2	48
GI-M 7 x 12 T	0846 0921 001	8	13	2,2	48
GI-M 10 x 10 T	0846 0931 001	11	11	2,2	48
GI-M 10 x 15 T	0846 0941 001	11	16	3,2	48
GI-M 15 x 15 T	0846 0951 001	16	16	3,2	48

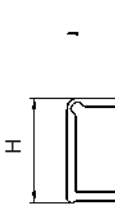

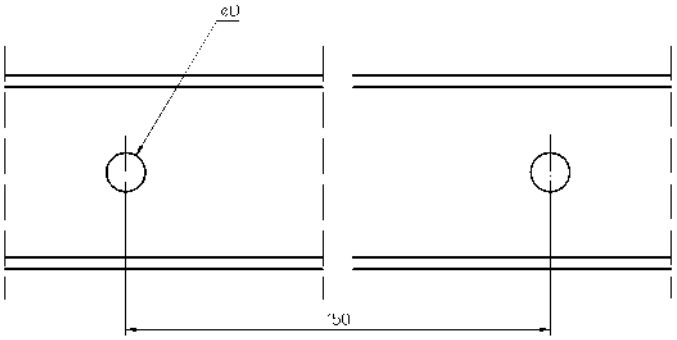

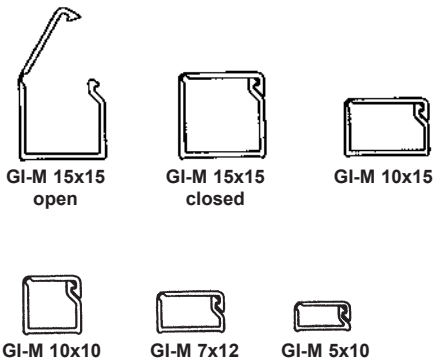

C6

Miscellaneous retaining products











Miscellaneous retaining products

In addition to the standard trunking, SES-STERLING now offers a range of miscellaneous retaining products and can, upon request, submit a quotation for special lengths in PVC.

page

• C6/1 **PLIOFLEX flexible trunking**

PLIOFLEX is a flexible cable routing system for use in control panels, distribution boards. Thanks to its special form and flexibility it can be used for many other applications.

The programme presents 2 models of PLIOFLEX trunking:

- rectangular type FXD
- round type GMF



• C6/2 **PLIO-XE cable clips** for cable routing

PLIO-XE cable clips are available in Polyamide or in Polypropylene and can be used in addition to or instead of cable trunking.



• C6/3 **PLIOLINE protection channel**
for underground cables and utility poles...

Available in various colours, the PLIOFINE protection channel in rigid PVC is attached to wooden or concrete poles.



• C6/4 **Profiles for switch boards**

Special profiles





PLIOFLEX flexible trunking

PLIOFLEX-GMF
PLIOFLEX-FXD

HF RoHS

GMF - FXD

Material:	polypropylene, quality flame resistant
Color:	light grey RAL 7035
Operating temperatures:	-40 to +70°C (fixing with screw) -40 to +60°C (fixing with adhesive tape)
Specification:	V2 UL94 halogen-free

Application: PLIOFLEX is a flexible cable trunking system for use in control panels, distribution boards, or in difficult to reach areas.



type	article number	boxes pce	type	article number	packs pce	H mm	L mm	D mm
without adhesive tape (in lengths of 50 cm)								
FXD HF-10	0588 0010 001	100				13,5	11	-
GMF HF-20	0847 0020 013	60	**GMF HF-20 SB**	0847 0025 013	2	24	23	19
GMF HF-30	0847 0030 013	36	**GMF HF-30 SB**	0847 0035 013	2	35	33	28
GMF HF-40	0847 0040 013	24				46	44	37
with adhesive tape (in lengths of 50 cm)								
GMF HF-20T	0847 0120 013	60	**GMF HF-20T SB**	0847 0125 013	2	24	23	19
GMF HF-30T	0847 0130 013	36	**GMF HF-30T SB**	0847 0135 013	2	35	33	28
GMF HF-40T	0847 0140 013	24				46	44	37

Bag available with a European suspension hole.

Two or several lengths can be joined by snapping the ends together.

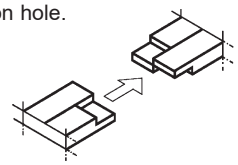



Bag with 2 pces

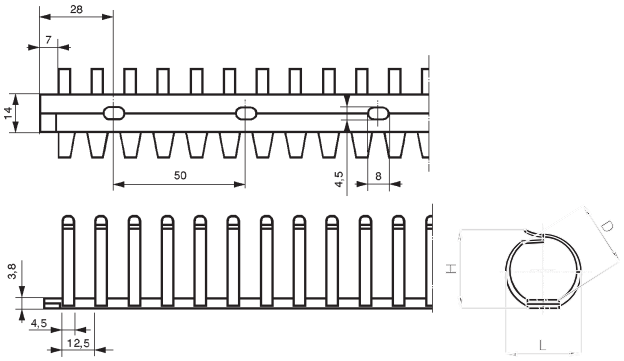

Round form: GMF

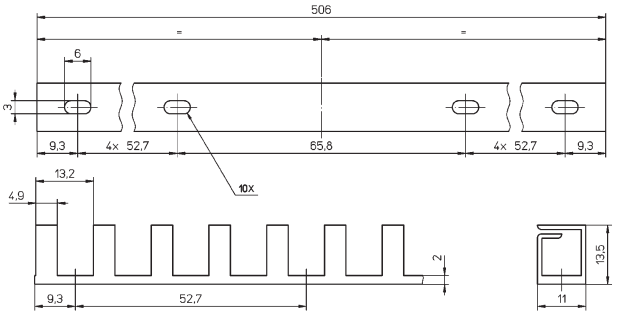

Square form: FXD

Application:
- Attach the cable trunking - webs turned upwards, connect one cable end and laterally insert the cable up to the requested branch point, connect the opposite cable end.
- We recommend the PLIOZIP 20/25 tool (see page A5/3-02) for the inserting of cables.
- We also recommend SES-marker rings for the identification of your cables.



Attachment:
- With screws, using the DIN standard base punching.
  Recommended screws:
  GMF - M4 with cheese head DIN 84 A and washer or M4 with cheese head DIN 85 A and washer;
  FXD - M3 with cheese head DIN 85 A and washer or M3 with cheese head DIN 85 A and washer.
- By the adhesive on the T type using a smooth, dry, clean and degreased surface (do not touch the adhesive). The assembly temperature must be above 10°C.

PLIO® cable clips
for cable routing

XE

Materials:	polyamide 6	polypropylene
Colours:	natural	black
Operating temperatures:	-20 to +85°C	-20 to +65°C
Density:	1,13	0,90
Volume resistivity:	10^{13} Ω.cm	10^{16} Ω.cm
Dielectric strength:	> 20 kV/mm	> 20 kV/mm
Minimum quantity:	1 complete pack	



XE cable clips can be used in addition to or instead of cable trunking and are usually recommended when there are many cable entries or difficult access.

XE clips allow clear access and achieve open installation.

Unlike cable ties, XE clips permit adjustment or modification of cabling at any time, they are ideal for prototype installations.

It is an ideal article for the manufacturers of machines or the experimental installations.

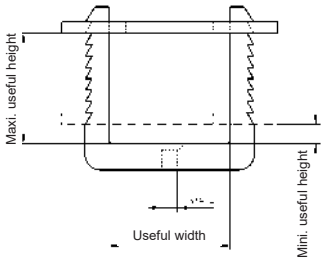

type	article number	used width mm	used height mini. mm	used height maxi. mm	clamping capacity maxi. mm²	pce
XE cable clip with attach in natural polyamide						
XE 13	0136 0001 018	13	2	11	140	100
XE 18	0136 0002 018	18	2	14	250	100
XE 23	0136 0003 018	22	2	23	500	100
XE 33	0136 0004 018	32	5	29	920	100
XE cable clip with attach in black polypropylene						
XE 13 PP	0136 0021 010	13	2	11	140	100
XE 18 PP	0136 0022 010	18	2	14	250	100
XE 23 PP	0136 0023 010	22	2	23	500	100
XE 33 PP	0136 0024 010	32	5	29	920	100



PLIOLINE protection channel
for underground cables and utility poles

PLIOLINE

PLIOLINE GV

Material: rigid PVC modified choc, quality 9057
Operating temperatures: -20 to +60°C
Dielectric strength: 15 kV/mm
Volume resistivity: 10^{14} Ω.cm
Flame resistance: V0 UL94
Specifications: Complies with EDF HN 60 S 02 technical specification.
UV and weather resistant.
Impact resistant according to HN 60-E-03.
Colour grey according to norm NF X 08-002/A640 and near RAL 7001.



Example for order:

code group				detail article				code colour		
0	8	0	6	0	x	x	x	x	x	x

type	article number	brown (BN) 006	grey (GY) 013	ivory (IY) 030	pce	length mm	capacity cable Ø maxi. (mm)	H mm	L mm	N EDF	use
GV 30 x 30	0806 0041 ***	x	x	x	10	2600	7	17,5	42	68.80.535	earth cable
GV 35 x 35	0806 0043 ***	x	x	x	5	2750	35	38	68	68.80.540	protection for underground connections
GV 40 x 48	0806 0042 ***		x		5	3000	40	41	77		
GV 60 x 60	0806 0044 ***	x	x	x	5	2750	60	63	98	68.80.542	
GV 90 x 90	0806 0045 ***	x	x	x	5	2750	90	93	131	68.80.544	

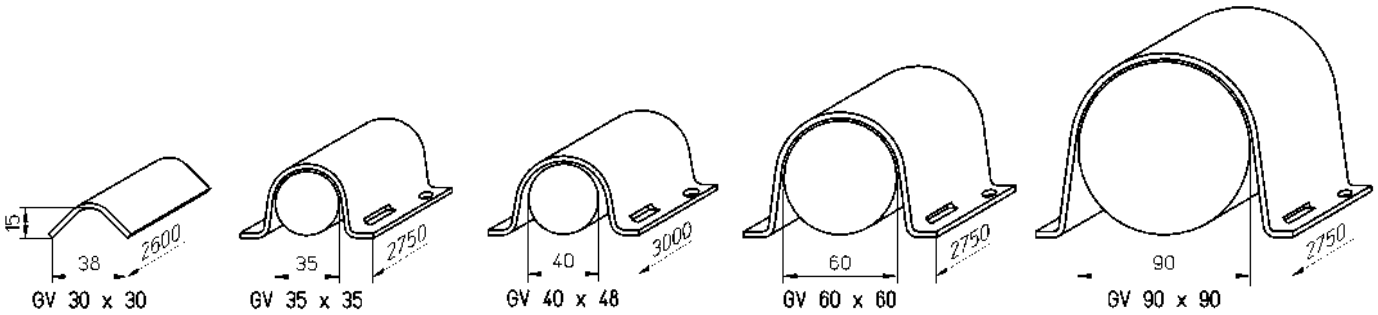

PLIOLINE channel for the protection of underground to surface cables (earth, BT, MT) is attached to concrete or wooden poles with stainless steel strips or screws. Only the ground wire profile has no holes or slots and is secured by means of a strip.

At each end of these profiles is a hole that allows to bind them for transport (except GV 30x30).

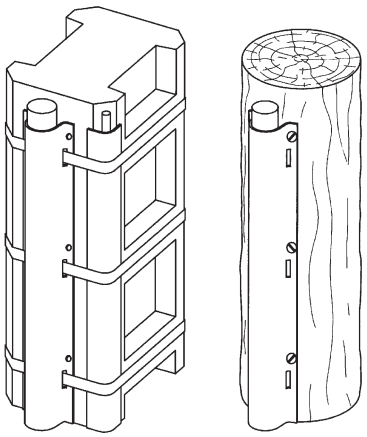

Profile AP 4
Cover profile AA 45

AP 4

Material: PVC
Operating temperatures: -20 to +60°C
Colour: light grey
Flame resistance: V0 UL94

Application: profile AP 4 used for switch boards and panels, specially adapted for assembling two protection screens in PVC.



Colour: 025
light grey

type	article number	length m	m
AP 4/2	0843 0911 025	2	40

New

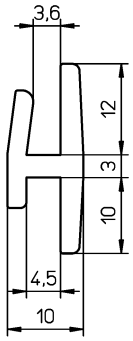



AA 45

Material:	PVC	PC/ABS
Operating temperatures:	-20 to +60°C	-25 to +90°C
Colour:	grey, light grey, transparent	light grey
Flame resistance:	V0 UL94	V0 UL94
Specification:	-	halogen free

Application: cover profile AA 45 used to fill empty spaces in the electrical cabinet.



Colour: 018 transp. TR; 025 light grey LG; 049 grey DG

type	article number	length m	m
AA 45/1-LG	0843 0020 025	1	10
AA 45/1-DG	0843 0020 049	1	10
AA 45/2-LG	0843 0922 025	2	40
AA 45/2-TR	0843 0923 018	2	40
AA 45/2-DG	0843 0924 049	2	40
AA 45/2-LG HF	0843 0921 025	2	40

New

HF



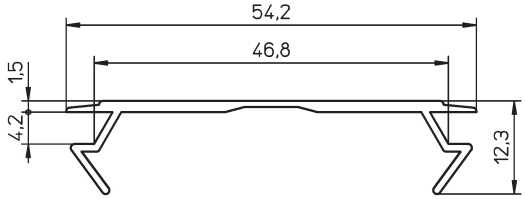

C9

Strapping and fixing of cables











PLIO® perforated strapping

PLIO®
HELAVIA®

Strapping PLIO

Materials: flexible PVC
Colours: transparent (indoor use)
black - grey - yellow (outdoor use)
Temperatures of use: -20 to +60°C
Hardness Shore A: 90 ±5
Tensile strength at break: >20 MPa
Ultimate elongation: 300 %
Applications: designed to neatly bind cables, conductors, wires and tubes.



Standard colours:

004	010	011	013
yellow	black	transp.	grey

Example for order:

code group		detail article				code colour			
0	8	1	1	0	0	0	x	x	x

PLIO 8
PLIO 12

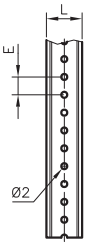

PLIO 20

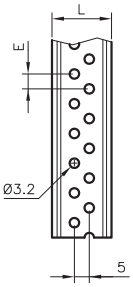

PLIO 40

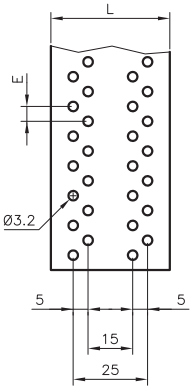

type	article number black-transp-grey	article number yellow	L mm	E mm	studs to use	m
PLIO 8	0811 0001 ***	0821 0005 004	8	6	n° 1, 4	50
PLIO 12	0811 0002 ***	0821 0006 004	12	7	n° 2, 2bis, 4	50
PLIO 20	0811 0003 ***	0821 0007 004	20	5	n° 3	50
PLIO 40*	0811 0005 ***	-	40	5	n° 3	25

* The strapping PLIO 40 is not available in colours grey and yellow.

Strapping HELAVIA®

Material: nitrile rubber
Colour: black
Temperatures of use: -20 to +85°C
Tensile strength: > 14 MPa
Ultimate elongation: 400 %
Resistance :
to solvants: good
to ozone: good
to ageing: good

Applications: for outdoor use (bad weather) for the attachment of large cables, pipes or other. Elastic and flexible, it does not alter the wiring harnesses.



type	article number	L mm	studs to use	m
Rubber strapping 10 mm	0208 0001 010	10	n° 3 PA	10
Rubber strapping 15 mm	0208 0002 010	15	n° 3 PA	10
Rubber strapping 20 mm	0208 0003 010	20	n° 3 PA	10
Rubber strapping 25 mm	0208 0004 010	25	n° 3 PA	10

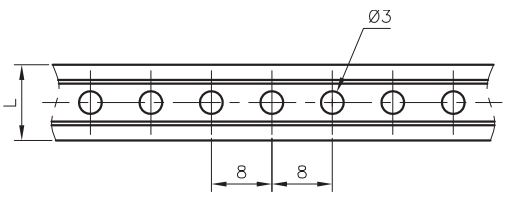

C9/1-02



C9/1-02



C14/1-01



Strapping and mounting base FB

PLIO®

SES FIX FB

	Strapping	Mounting base
Materials:	flexible PVC	PA
Colours:	transparent	black
Operating temperatures:	-15 to +80°C	-20 to +85°C
Resistance :		
to ozone:	good	
to ageing:	good	

Applications: used when wiring for securing wire bundles, power lines of all kinds. Thanks to its elasticity, this strapping allows easy and effective mounting using the supplied mounting base.



type	article number	contents	
FB140	0106 0001 000	50 base + 5 m strapping 10 mm	1 set
FB120	0814 0001 011	2 rolls of 50 m strapping 10 mm	1 set

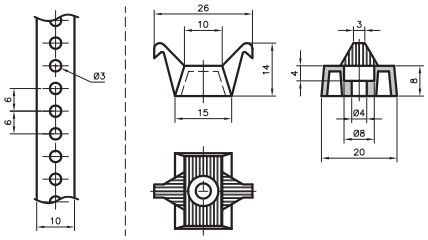

Accessories for perforated strapping

PLIO®

Studs

	PS	PA	PA-V2
Material:			
Colour:	black	black	white
Operating temperatures:	-40 to +70°C	-20 to +85°C	-20 to +85°C



type	article number	for strapping	pces
Fixing studs in PS			
n° 1 PS	0103 0001 010	PLIO 8	500*
n° 2 PS	0103 0002 010	PLIO 12	500*
n° 2bis PS	0103 0003 010	PLIO 12	500
n° 3 PS	0103 0004 010	PLIO 20	500*
Fixing studs in PA			
n° 1 PA	0104 0009 010	PLIO 8	500*
n° 2bis PA	0104 0010 010	PLIO 12	500
n° 3 PA	0104 0006 010	PLIO 40	500*
n° 4 PA	0104 0007 010	PLIO 8 - PLIO 12	500
n° 5 PA	0104 0008 010	PA-E 12	500*
Fixing studs in PA-V2			
n° 1 PA-V2	0369 0031 000	PLIO 8	500*
Stud tool for studs n° 1, 2 and 2bis			
2022	0362 8000 000		1

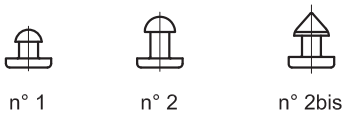

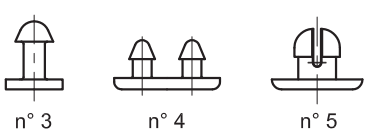



* available in graps



ABSA lacing cord

ABSA

ABSA

Material: polyamide 6 (continuous filaments 60 denier impregnated with 30 to 35% wax.)

Temperature of use: -20 to +60°C

Colour: natural

Elongation at break: 10 to 40 %

Resistance :

- to micro-organisms: good
- to ozone: good
- to ageing: good

Applications: ABSA nylon lacing cords are formed as a slightly rounded mass of continuous filaments which flatten, form a tight knot and will not penetrate insulations. Use of this type of cord eliminates the inconvenience and dangers of cuts and weals to operators fingers usually experienced with the round mono-filament type cords.



type	artide number	length per bobbin (m)	width x thickness cord (mm)	tensile strength (daN)	count of the cord (dtex)	bobbin
Standard bobbins - natural						
ABSA 2/840 B	0643 0001 001	200	1,1 x 0,3	13	1880	12
ABSA 3/840 B	0643 0002 001	200	1,2 x 0,4	19	2800	12
ABSA 4/840 B	0643 0003 001	200	1,3 x 0,5	26	3700	12
ABSA 6/840 B	0643 0004 001	200	1,4 x 0,6	39	5600	6
Large bobbins - natural						
ABSA 2/840 RB	0643 0030 001	500	1,1 x 0,3	13	1880	12
ABSA 3/840 RB	0643 0031 001	500	1,2 x 0,4	19	2800	6
ABSA 4/840 RB	0643 0032 001	500	1,3 x 0,5	26	3700	6



C10

Cable clamps











SES-CM miniature “P”cable clamps
SES-CU universal “P”cable clamps

SES®

HF RoHS

SES-CM

Material: polyamide 6
Colour: black
Operating temperatures: -20 to +70°C
Capacity: 3 to 7,5 mm according to type
Flame resistance: V2 UL94
U.V. resistance: good
Application: adjustable miniature cable clamps which are ideal for fixing cables.



type	article number	clamping Ø mm	number of holes	holes Ø mm	
CM-1	0109 0001 010	4,5 - 6	2	3,2	100
CM-2	0109 0002 010	4,5 - 5,25 - 6	3	3,2	100
CM-3	0109 0003 010	3 - 5,5 - 7,5	3	4,2	100

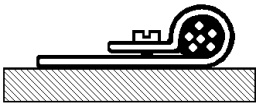

SES-CU

Material: polyamide 6
Colour: black
Operating temperatures: -20 to +70°C
Capacity: 6 to 50 mm according to type
Flame resistance: V2 UL94
U.V. resistance: good
Application: adjustable miniature cable clamps which are ideal for fixing cables and cable bundles.



type	article number	clamping Ø mm	number of holes	holes Ø mm	
CU-18	0110 0001 010	6 - 18	6	5,2	100
CU 36	0110 0002 010	7,5 - 36	11	5,2	100
CU 50	0110 0003 010	25 - 50	11	5,2	50

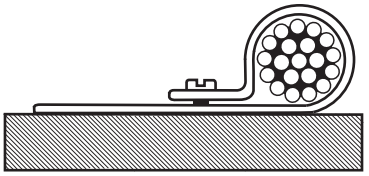

C10/30: set screws



SES-CX adjustable "P" clips

SES®

RoHS

SES-CX

HF

Material:	polyamide 6
Colour:	black
Operating temperatures:	-40 à +130°C
Tensile strength at break:	45 MPa
Flame resistance:	V2 UL94
Dielectric strength:	60 kV/mm
Resistance:	to ageing, ozone, UV radiation and corrosion.

Applications: SES-CX moulded "P" clips can clamp a wide range of cable diameters as they are equipped with adjustable slots.



type	article number	clamping Ø mm	
CX-6	0114 0001 010	4,5 - 6,5	100
CX-9	0114 0002 010	6 - 9	100
CX-13	0114 0003 010	7,5 - 13	100
CX-21	0114 0004 010	13 - 21	100
CX-28	0114 0005 010	21 - 28	100
CX-35	0114 0006 010	28 - 35	100

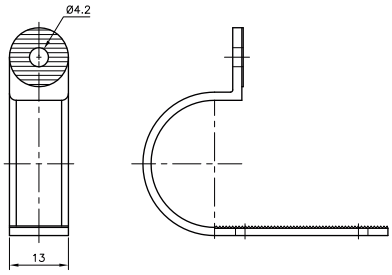

SES-CX rubber sleeved

Material:	polyamide 6
Colour:	black
Sleeving:	polychloroprene
Operating temperatures:	-30 à +90°C
Tensile strength at break:	45 MPa
Flame resistance:	V2 UL94
Dielectric strength:	>13 kV/mm
Resistance:	to ageing, ozone, UV radiation and corrosion.

Applications: SES-CX moulded "P" clips can clamp a wide range of cable diameters as they are equipped with adjustable slots. The rubber sleeve will be found indispensable for clamping sensitive equipment or elements subjected to vibration.



type	article number	clamping Ø mm	
CX-6 caoutchouc	0114 0021 010	2 - 5	100
CX-9 caoutchouc	0114 0022 010	4 - 7	100
CX-13 caoutchouc	0114 0023 010	7 - 11	100
CX-21 caoutchouc	0114 0024 010	10 - 17	100
CX-28 caoutchouc	0114 0025 010	14 - 24	100
CX-35 caoutchouc	0114 0026 010	22 - 32	100

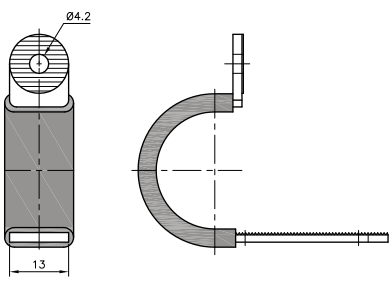

SES-CX adjustable "P" clips

SES®

SES-CX with foam coating

Material:	polyamide 6
Colour:	black
Coating:	polychloropren foam
Operating temperatures:	-40 to +70°C
Tensile strength at break:	45 MPa
Flame resistance:	V2 UL94
Dielectric strength:	>13 kV/mm
Resistance:	to ageing, ozone, UV radiation and corrosion.

Applications: SES-CX moulded "P" clips can clamp a wide range of cable diameters as they are equipped with adjustable slots. They will be found indispensable for clamping sensitive equipment or elements subjected to vibration.



type	article number	clamping Ø mm	
CX-6 mousse	0114 0031 010	1 - 5	100
CX-9 mousse	0114 0032 010	2 - 7	100
CX-13 mousse	0114 0033 010	5 - 11	100
CX-21 mousse	0114 0034 010	6 - 17	100
CX-28 mousse	0114 0035 010	12 - 24	100
CX-35 mousse	0114 0036 010	20 - 30	100

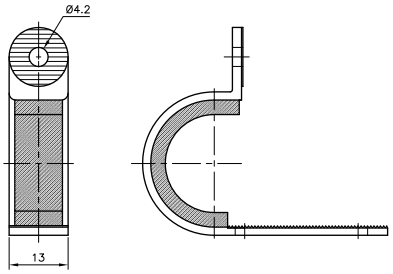

C10/30: set screws



SES-CV and SES-CN clips

SES®

RoHS

SES-CV / SES-CN

	SES-CV	SES-CN
Materials:	hard-PVC	polyamide 6
Colours:	grey	black
Operating temperatures:	-20 to +65°C	-40 to +130°C
Flame resistance	V0 UL94	HB UL94
Dielectric strength:	35 kV/mm	60 kV/mm

HF

Résistance: to ageing, ozone, UV radiation and corrosion.

Applications: preformed clips for everyday use for cables or bundles.



SES-CV type	SES-CV article number 013	SES-CN type	SES-CN article number 010	int. Ø D (mm)	width L (mm)	hole Ø d (mm)	
CV 3	0118 0001 013	**CN 3**	0120 0001 010	3	7	3	100
CV 5	0118 0002 013	**CN 5**	0120 0002 010	5	7	3	100
CV 6	0118 0003 013	**CN 6**	0120 0003 010	6	7	3	100
CV 7	0118 0004 013	**CN 7**	0120 0004 010	7	12	5	100
CV 8	0118 0005 013	**CN 8**	0120 0005 010	8	12	5	100
CV 9	0118 0006 013	**CN 9**	0120 0006 010	9	12	5	100
CV 10	0118 0007 013	**CN 10**	0120 0007 010	10	12	5	100
CV 12	0118 0008 013	**CN 12**	0120 0008 010	12	12	5	100
CV 14	0118 0009 013	**CN 14**	0120 0009 010	14	12	5	100
CV 16	0118 0010 013	**CN 16**	0120 0010 010	16	12	5	100
CV 18	0118 0011 013	**CN 18**	0120 0011 010	18	12	5	100
CV 20	0118 0012 013	**CN 20**	0120 0012 010	20	12	5	100
CV 22	0118 0013 013	**CN 22**	0120 0013 010	22	12	5	100
CV 24	0118 0014 013	**CN 24**	0120 0014 010	24	12	5	100
CV 26	0118 0015 013	**CN 26**	0120 0015 010	26	12	5	100
CV 28	0118 0016 013	**CN 28**	0120 0016 010	28	12	5	100
CV 30	0118 0017 013	**CN 30**	0120 0017 010	30	12	5	50
CV 34	0118 0018 013	**CN 34**	0120 0018 010	34	12	5	50
CV 38	0118 0019 013	**CN 38**	0120 0019 010	38	16	5	50
CV 42	0118 0020 013	**CN 42**	0120 0020 010	42	16	5	50
CV 46	0118 0021 013	**CN 46**	0120 0021 010	46	16	5	50
CV 50	0118 0022 013	**CN 50**	0120 0022 010	50	16	5	50

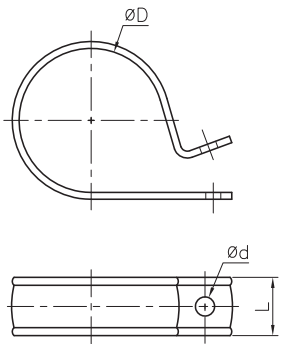

C10/30



SES-SP clamps with adhesive base

SES®

HF RoHS

SES-SP

Material: polyamide 6.6
Colour: black
Operating temperatures: -40 to +80°C
Dielectric strength: 550 kV/mm
Flame resistance: V2 UL94
Adhesive: adhesive foam protected by release paper

Application: clamp with adhesive base with clip for closing, for fixing of cables. It can be fixed on the support by a screw M4 or using an adhesive at the places where drilling is impossible. The opening of the support is carried out using a screwdriver. It is advaisable to read the instructions for the particular adhesive being used, for example "using on a clean and smooth surface".



type	article number	dimensions (mm) Ø D	Ø B	L	H	A	B	
SP-06	0686 0210 010	6	4,9	25,6	13,2	7,7	13,2	100
SP-09	0686 0220 010	9	4,9	28,5	15,5	8,2	13,3	100
SP-12	0686 0230 010	12	5,2	34,5	19,5	11,6	16,4	100
SP-14	0686 0240 010	14	4,8	36,4	20,3	11,2	16,4	100
SP-16	0686 0250 010	16	5,2	38,2	21,3	12	16,1	100
SP-18	0686 0260 010	18	4,8	41	24,8	11	16,2	100

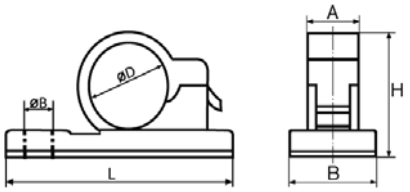

SES-CT adhesive miniature clamp

SES®

HF RoHS

SES-CT

Material: high impact Polystyrene
Colour: light grey RAL7035
Operating temperatures: -40 to +70°C
Dielectric strength: 150 kV/mm
Adhesive: adhesive foam protected by release paper.
Pack: 10 carriers of 10 pre-cut cable clamps
Application: guide and route wires



type	article number	
SES-CT	0711 0001 013	100

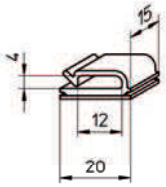

Adhesive cable clamps

SES GFB
SAF

SES-GFB

Material: aluminium
Colour: natural alu
Operating temperatures: -40 to +70°C
Adhesive: adhesive foam protected by a film
Adhesion: 0,7 N/cm² (e.g. stainless steel)

Applications: cable clamps are ideal when plastic clamps cannot be used. They are of little bulk and hold wires or cables by manual locking (no tool). They are easy to fix when conditions concerning adhesive supports are respected.



type	article number	capacity Ø maxi mm	base dimensions mm	
GFB - 6	0711 0010 000	6	11 x 16	500
GFB - 10	0711 0020 000	10	16 x 19	500



SAF

Material: galvanized steel
Colour: white
Operating temperatures: -30 to +60°C
Adhesive: acrylic on polyethylene foam

Applications: recommended in environments where drilling is not allowed (noise and/or dust) as in the corridors of hospital services in activity. They can also be used when drilling is not possible or when the area is difficult to access. The metal tab can be deformed and adapted to all types of conductors up to an overall diameter of 16 mm.



type	article number	H mm	L mm	D mm	
SAF MINI	0711 0030 000	20	15	3	100
SAF 1	0711 0031 000	30	20	4	100
SAF 2	0711 0032 000	35	25	8	100
SAF 3	0711 0033 000	43	31	12	100
SAF 4	0711 0034 000	51	38	16	100

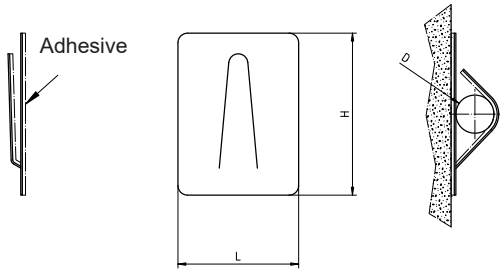

IMPORTANT: Good adhesion with our products is achieved by a smooth, clean, dry and perfectly degreased surface of the substrate and when the adhesive is not touched.
In general, we recommend preliminary tests.
For self-adhesive products, we can give no guarantee.

SES® set screws
ISO thread

SES®

HF RoHS

Set screws SES®

Material: polyamide 6.6
Colour: natural
Operating temperatures: -30 to +85°C
Dielectric strength: 25 kV/mm
Density: 1,14 (7 times less than steel)

Applications: ideal for fixing cable clamps, strappings or other cabling accessories, particularly where conditions deny the use of metallic devices.



Inalterability:
No oxidization in damp medium, resists corrosion and many chemicals. Does not rust. Can be released when metallic screws must be cut or broken loose. .

Torque:
Torque is less strong than for metallic screws but it can be increased by using a larger diameter.

For SES® screws, we recommend use of a dynamometric screwdriver or wrench.

• Polyamide set screws with slotted hexagon head

type	article number	screw Ø x feet	L mm	head	head height mm	
VNH 3/50-7	0611 0021 018	3 x 0,5	7	5	5 x 3	100
VNH 3/50-10	0611 0022 018	3 x 0,5	10	5	5 x 3	100
VNH 3/50-15	0611 0023 018	3 x 0,5	15	5	5 x 3	100
VNH 3/50-20	0611 0024 018	3 x 0,5	20	5	5 x 3	100
VNH 4/70-10	0611 0025 018	4 x 0,7	10	7	7 x 4	100
VNH 4/70-15	0611 0026 018	4 x 0,7	15	7	7 x 4	100
VNH 4/70-22	0611 0027 018	4 x 0,7	20	7	7 x 4	100
VNH 4/70-30	0611 0028 018	4 x 0,7	30	7	7 x 4	100
VNH 5/80-10	0611 0029 018	5 x 0,8	10	8	8 x 4,5	100
VNH 5/80-15	0611 0030 018	5 x 0,8	15	8	8 x 4,5	100
VNH 5/80-20	0611 0031 018	5 x 0,8	20	8	8 x 4,5	100
VNH 5/80-25	0611 0032 018	5 x 0,8	25	8	8 x 4,5	100
VNH 5/80-30	0611 0033 018	5 x 0,8	30	8	8 x 4,5	100

• Polyamide hexagon nuts

type	article number	Ø int. mm	feet mm		thickness mm	
E 3/50	0611 0034 018	3	0,5	5	2,5	100
E 4/70	0611 0035 018	4	0,7	7	3	100
E 5/80	0611 0036 018	5	0,8	8	4	100

C11

Fixing accessories











Pages	C11/1						
	Cable lock to clip						
Type	**TE-R350**	**OM-R150**	**MU-R200**	**GA-R200**	**GA-W**	**1U-W**	**2U-W**
Drawing			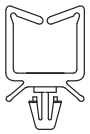	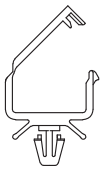	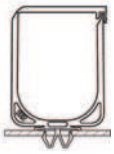	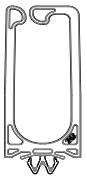	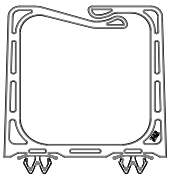
Material	PA						
Operating temperatures	-40 to +85°C						
Specification	V2 UL94						
Colours	natural - black				black		

Pages	C11/2				C11/3	C11/4	
	Cable lock to screw				**Cable lock to clip**	**Cable guide**	
Type	**TE-V350**	**OM-V150**	**MU-V200**	**GA-V200**	**PI-D1100**	**DELTA L**	**DELTA M**
Drawing				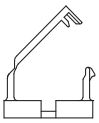	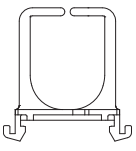		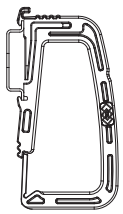
Material	PA					PA	
Operating temperatures	-40 to +85°C					-40 to +85°C	
Specification	V2 UL94					V2 UL94	
Colours	natural - black					grey	

PLIOCATCH with clip

Material : PA
Colours: natural - black
Operating temperatures: -40 to +85°C
Flame resistance: V2 UL94

Application: fixing system with clip for machines or electrical cabinet. The range includes 4 models in two colours to meet different constraints. These cable locks allow the addition or the removal of cables for a small footprint.



type	article number natural (NL)	article number black (BK)	A mm	ØB mm	
TE-R350	0190 0121 018	0190 0121 010	1...3	6...6,4	100
OM-R150	0190 0221 018	0190 0221 010	1...3	6...6,4	100
MU-R200	0190 0321 018	0190 0321 010	1...3	6...6,4	100
GA-R200	0190 0421 018	0190 0421 010	1...3	6...6,4	100

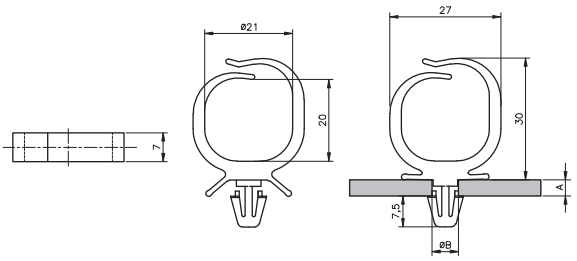

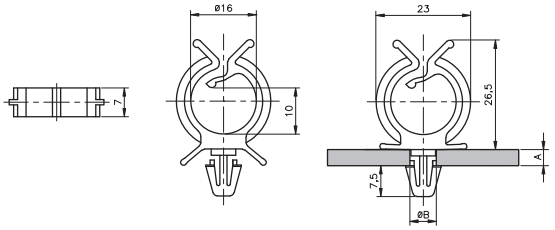

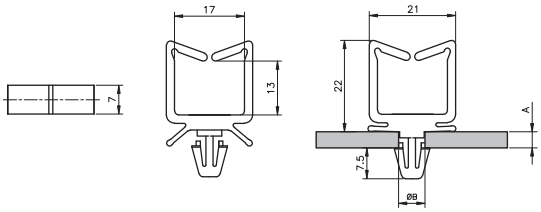

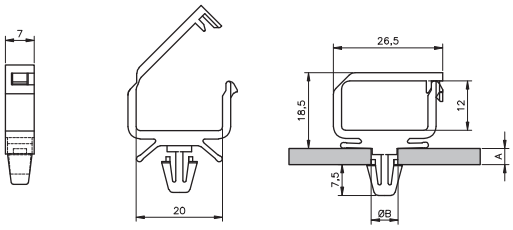

PLIOCATCH GA-W

Material: PA
Colour: black
Operating temperatures: -40 to +85°C
Fire resistance: V2 UL94
Application: The PLIOCATCH GA-W 2400 is recommended for horizontal and vertical cable passage at the front or rear of modular elements. Its fixation is ensured by means of its innovative W clip to fit all square holes 9,5 x 9,5 mm up to 12,5 x 12,5 mm. Installation is possible on the sections, rails or perforated sheet and a thickness of 1.5 (9,5 x 9,5) and 1,5 to 2,0 mm (10 x 10 to 12,5 x 12,5)..

The upper part is provided with a hinge and a snap closure, releasable at any time. Once the cables in place, the PLIOCATCH can thus be closed and the maintenance of the cables. Its capacity is equivalent to that of a trough 60 x 40 mm.



type	article number	
GA-W 2400	0190 0651 010	10

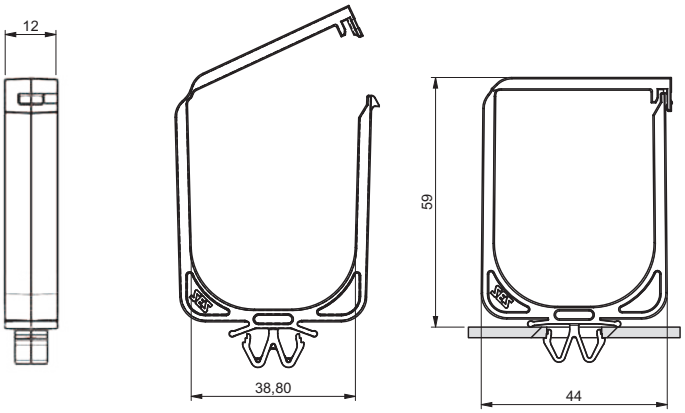

PLIOCATCH 1U-W / 2U-W

Material: PA
Colour: black
Operating temperatures: -40 to +85°C
Fire resistance : V2 UL94
Application: The PLIOCATCH 1U-W and 2U-W cable guides have been developed for network applications. Their widths meet the standards of 19" racks and are suitable for 1U and 2U strips. These rings are designed to hold the various cables, jumpers or conductors and facilitate the frontal or lateral engagement or withdrawal of the conductors while maintaining a good hold.

They can also be mounted on other uprights and square hole profiles. Both models are equipped with an innovative W-clip and can be mounted in 11 x 11 mm to 13 x 13 mm holes with a maximum sheet thickness of 1.7 mm.



type	article number		
1U-W	0190 0703 010	Width for strip « 1U »	10
2U-W	0190 0704 010	Width for strip « 2U »	10

1U-W

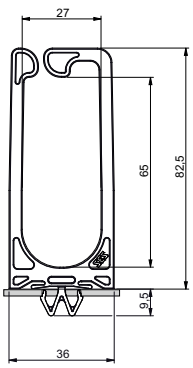

2U-W

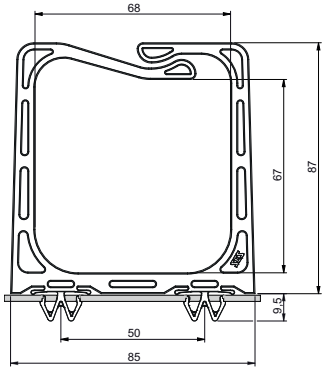

PLIOCATCH with screw

Material : PA
Colours: natural - black
Operating temperatures: -40 to +85°C
Flame resistance: V2 UL94
Application: fixing system with screw for machines or electrical cabinet. The range includes 4 models in two colours to meet different constraints. These cable locks allow the addition or the removal of cables for a small footprint.



type	code article natural (NL)	code article black (BK)	
TE-V350	0190 0111 018	0190 0111 010	100
OM-V150	0190 0211 018	0190 0211 010	100
MU-V200	0190 0311 018	0190 0311 010	100
GA-V200	0190 0411 018	0190 0411 010	100

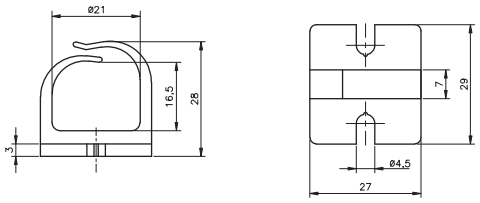

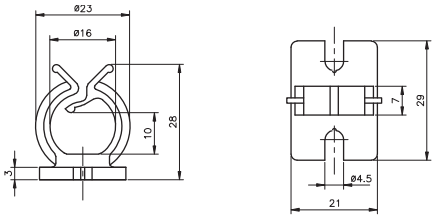

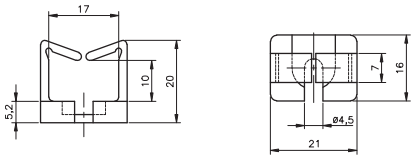

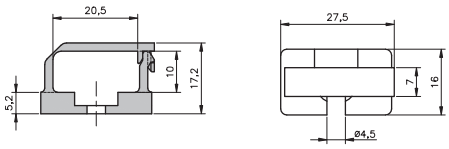

PLIOCATCH with clip

Material : PA
Colours: natural - black
Operating temperatures: -40 to +85°C
Flame resistance: V2 UL94
Application: The PLIOCATCH with clip is used on support grid or DIN rail. It allows to maintain cables while offering quick and easy wiring. Whether it is provisional (for wiring) or permanent to maintain cables, PLIOCATCH PI will adapt to any application in a box or cabinet.



type	article number natural (NL)	black (BK)	
PI-D1100	0190 0531 018	0190 0531 010	100

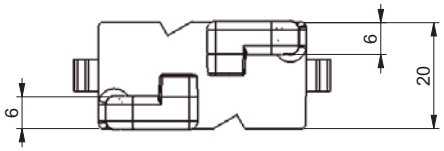

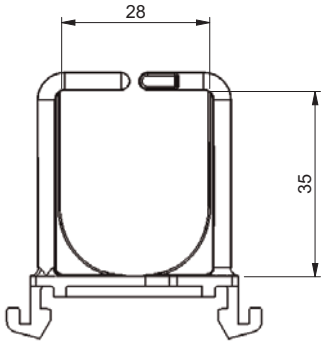

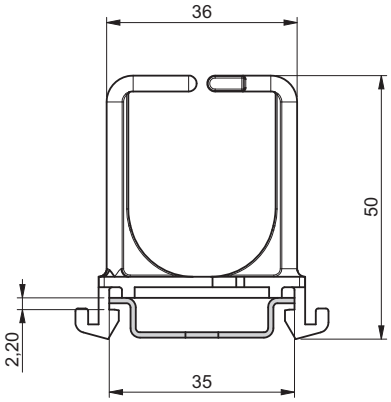

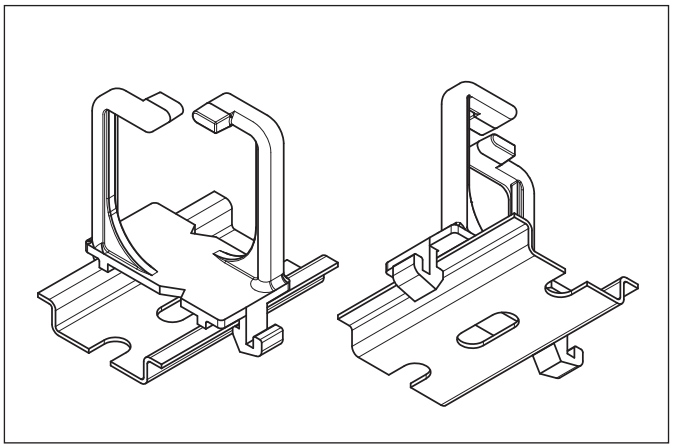



PLIOCATCH DELTA

Material: PA
Colour: grey
Operating temperatures: -40 to +85°C
Flame resistance: V2 UL94

Application: The PLIOCATCH DELTA are recommended for the horizontal passage of cables from the back or front of the modular elements mounted on a double profile DIN or a rail DIN OMEGA.
4 configurations are possible:
- On a double profile DIN: DELTA M front or rear
- On a rail DIN OMEGA: DELTA M front and DELTA L rear on the oblong hole 6.2 x 15 mm

The position of the opening for insertion or withdrawal of cable is directly below the apparatus allowing easy wiring. Capacity equivalent to a cable trunking of 60x40 mm, but with a smaller footprint to ensure the cables routing even when the space between the rows of equipment is low.



type	article number	
DELTA L	0190 0601 013	10
DELTA M	0190 0602 013	10

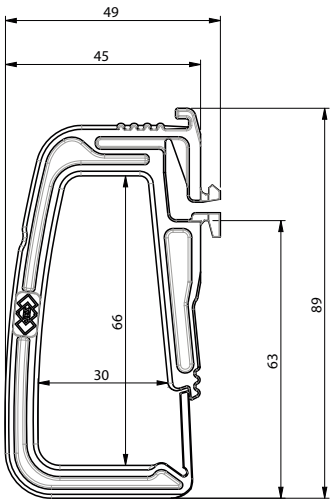

DELTA **L**
0190 0601 013

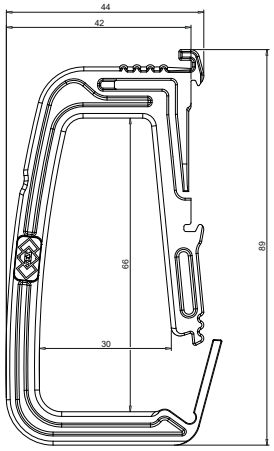

DELTA **M**
0190 0602 013

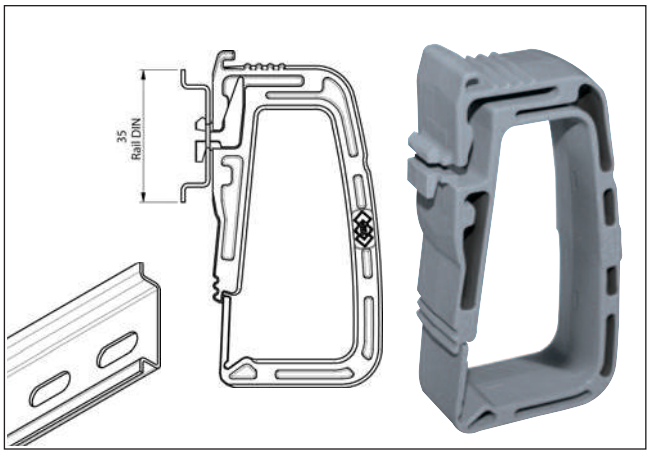

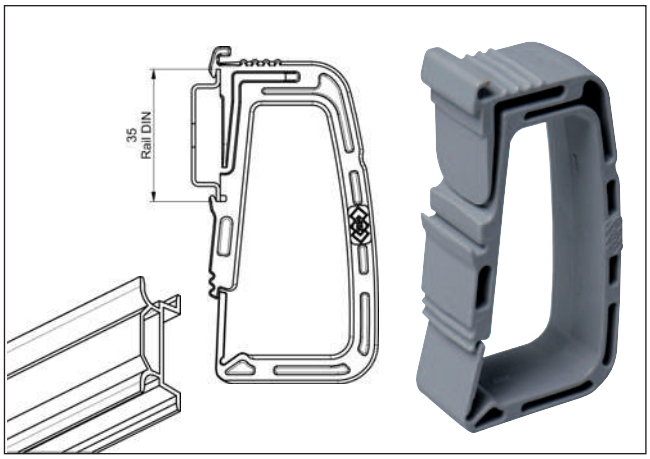

C12

Cable ties SES-QUICK and accessories











Characteristics and advantages

SES-STERLING offers a unique and complete range of cable and installation ties

- cable ties in widths from 2,4 to 13 mm (binding strength from 8 to 114 daN).
- cable ties in lengths of 85 to 1030 mm (bundle Ø from 3 to 295 mm).
- cable tie sensitive to metal detectors, with présence of metal particles and accessories.
- cable ties with write-on areas.
- snap-in cable ties for direct attachment on sheet metal or PCB's.
- cable ties with mounting hole for screw fixing.
- releasable cable ties (for prototypes and repairing).
- cable ties with external serrations for cables or equipment subject to vibration.
- cable ties for quick binding.
- cable ties with high resistance (conform to EDF specifications).
- cable ties for power cords (see C13).
- self fastening SES-WRAP in plastic (see C13).
- cable ties in halogen free polyamide:
    - PA 6.6 natural or black for normal use (fire class UL 94-V2).
    - PA 6.6 white and black (with carbon black, resists U.V. radiation, most weather conditions and high temperatures).
    - PA 6.6 flame resistant (fire class UL 94-V0).
    - PA 6.6 coloured for bundle identification (or for aesthetics).
    - PA 12 black, weather and UV radiation resistant.
      contains carbon black.
      Ideal for outdoor use.
- cable ties in Polypropylene (PP), economic, good chemical resistance.
- cable ties in Polyester SES-QUICK BIO biodegradables.
- cable ties in Polyethylene (PE) for temporary attachment (see C13).
- cable ties for temporary use PA and PE ties - the latter are particularly well priced (see C13).
- strapping accessories, cradles, bases, plugs, identification labels (see C14).
- bundle preparing accessories (see C14).
- cable tie guns, from simple to sophisticated (see C16).
- all cable ties are manufactured in France by SES-STERLING.

SES-STERLING's aim is to adapt permanently its manufacturing programme of cable ties to industrial requirements. If you have problems, contact us. We will help you.

Cable tie BELTO®
with flat head

BELTO®

HF RoHS

BELTO®

New

Material:	PA 6.6	PA 6.6 HT
Colour:	black - natural	black
Operating temperature:	-40 to +85°C +150°C short-term	-40 to +110°C +180°C short-term
Serrations:	external	
Flame resistance:	V2 UL94	
Specifications:	halogen free EN 45545-2	

Application: Its flat, patented fixing head is suitable for any application where the space requirement of cable harnesses must be reduced. It integrates perfectly into the volume of the wiring harness. These cable ties are equipped with a pre-assembly system allowing closing and re-opening until final tightening. No risk of damage to cables, installations and users.



• BELTO®

type	article number natural	article number black	dimensions length x width mm	maxi. bundle Ø mm	tensile strength daN	pces	
BELTO® **100/25**	0122 1100 018	0122 1100 010	100 x 2,5	21	8	100	
BELTO® **150/25**	0122 1150 018	0122 1150 010	150 x 2,5	38	8	100	
BELTO® **200/25**	0122 1200 018	0122 1200 010	200 x 2,5	50	8	100	

• BELTO® HT (for high temperatures)

type	article number black	dimensions length x width mm	maxi. bundle Ø mm	tensile strength daN	pces	
BELTO® HT **100/25**	0122 2100 010	100 x 2,5	21	8	100	
BELTO® HT **150/25**	0122 2150 010	150 x 2,5	38	8	100	
BELTO® HT **200/25**	0122 2200 010	200 x 2,5	50	8	100	









Bag available with a European suspension hole.

C16/1-01



Operating instruction in video

SES-QUICK cable ties SL

for general use

PA 6.6 natural - black

SES-QUICK
-40 to +85°C

HF RoHS

• SL cable ties with inside serrations

type		article number natural (NL)	article number black (BK)	dimensions length x width mm	maximum bundle Ø mm	tensile strength daN	
85/24	**SL-M***	0186 0010 018	0186 0960 010	85 x 2,4	16	8	1 000
85/24	**SL-C**	0186 0011 018	0186 0975 010	85 x 2,4	16	8	100
100/25	**SL-M***	0186 0020 018	0186 0961 010	100 x 2,5	20	8	1 000
100/25	**SL-C**	0186 0021 018	0186 0976 010	100 x 2,5	20	8	100
150/26	**SL-M***	0186 0022 018	0186 0962 010	150 x 2,6	40	8	1 000
150/26	**SL-C**	0186 0023 018	0186 0977 010	150 x 2,6	40	8	100
200/26	**SL-M***	0186 0210 018	0186 0963 010	200 x 2,6	50	8	1 000
200/26	**SL-C**	0186 0610 018	0186 0978 010	200 x 2,6	50	8	100
145/34	**SL-M***	0186 0030 018	0186 0964 010	145 x 3,4	35	13	1 000
145/34	**SL-C**	0186 0031 018	0186 0979 010	145 x 3,4	35	13	100
210/34	**SL-M**	0186 0220 018	0186 0965 010	210 x 3,4	55	13	1 000
210/34	**SL-C**	0186 0620 018	0186 0980 010	210 x 3,4	55	13	100
300/36	**SL-M**	0186 0230 018	0186 0966 010	295 x 3,6	76	13	1 000
300/36	**SL-C**	0186 0630 018	0186 0981 010	295 x 3,6	76	13	100
370/36	**SL-C**	0186 0240 018	0186 0967 010	370 x 3,6	102	13	100
160/46	**SL-M**	0186 0250 018	0186 0957 010	160 x 4,6	40	22	1 000
160/46	**SL-C**	0186 0650 018	0186 0974 010	160 x 4,6	40	22	100
185/46	**SL-M**	0186 0040 018	0186 0968 010	185 x 4,6	47	22	1 000
185/46	**SL-C**	0186 0041 018	0186 0983 010	185 x 4,6	47	22	100
200/48	**SL-M**	0186 0046 018	0186 0046 010	200 x 4,8	50	22	1 000
200/48	**SL-C**	0186 0045 018	0186 0045 010	200 x 4,8	50	22	100
250/46	**SL-M**	0186 0540 018	0186 0958 010	250 x 4,6	60	22	1 000
250/46	**SL-C**	0186 0545 018	0186 0959 010	250 x 4,6	60	22	100
300/46	**SL-M**	0186 0235 018	0186 0969 010	300 x 4,6	76	22	1 000
300/46	**SL-C**	0186 0635 018	0186 0984 010	300 x 4,6	76	22	100
380/47	**SL-C**	0186 0050 018	0186 0970 010	380 x 4,7	109	22	100
180/76	**SL-C**	0186 0260 018	0186 0987 010	180 x 7,6	47	54	100
240/76	**SL-C**	0186 0270 018	0186 0988 010	240 x 7,6	55	54	100
300/76	**SL-C**	0186 0280 018	0186 0989 010	300 x 7,6	76	54	100
365/76	**SL-C**	0186 0060 018	0186 0971 010	365 x 7,6	100	54	100
450/76	**SL-C**	0186 0069 018	0186 0069 010	450 x 7,6	128	54	100
550/90	**SL-C**	0186 0062 018	0186 0973 010	550 x 8,9	155	79	100
780/90	**SL-C**	0186 0290 018	0186 0972 010	775 x 8,9	230	79	100
230/130	**SL-C**	0186 0170 018	0186 0170 010	230 x 13	55	114	100
480/130	**SL-C**	0186 0171 018	0186 0171 010	480 x 13	120	114	100
580/130	**SL-L**	0186 0172 018	0186 0172 010	580 x 13	155	114	50
730/130	**SL-C**	0186 0173 018	0186 0173 010	730 x 13	204	114	100
880/130	**SL-L**	0186 0174 018	0186 0174 010	880 x 13	248	114	50
1030/130	**SL-C**	0186 0175 018	0186 0175 010	1030 x 13	295	114	100



* Packed per 10 bundles of 100 pieces.

Bag available with a European suspension hole.

SES-QUICK cable ties SE
outside serrations
PA 6.6 natural

SES-QUICK
-40 to +85°C
HF RoHS

- **SE cable ties with outside serrations**

type	article number	dimensions length x width mm	maximum bundle Ø mm	tensile strength mini. (daN)		
110/26 SE-C	0186 0603 018	110 x 2,6	24	8	100	
125/47 SE-C	0186 0070 018	125 x 4,7	26	22	100	
160/47 SE-C	0186 0075 018	160 x 4,7	38	22	100	
185/47 SE-C	0186 0080 018	185 x 4,7	47	22	100	
300/47 SE-C	0186 0085 018	300 x 4,7	80	22	100	
370/47 SE-C	0186 0090 018	370 x 4,7	105	22	100	
210/76 SE-C	0186 0672 018	210 x 7,6	52	53	100	
300/76 SE-C	0186 0682 018	300 x 7,6	80	53	100	
370/76 SE-C	0186 0686 018	370 x 7,6	103	53	100	
175/90 SE-C	0186 0573 018	175 x 9	42	79	100	
260/90 SE-C	0186 0576 018	260 x 9	69	79	100	
360/90 SE-C	0186 0578 018	360 x 9	102	79	100	
550/90 SE-C	0186 0082 018	550 x 8,9	155	79	100	
780/90 SE-C	0186 0088 018	775 x 8,9	230	79	100	



SNCF (French Railway) approved by NFF 61-349

Bag available with a European suspension hole.

SES-QUICK SL MDE cable tie
sensitive to metal detectors
metal blue

SES-QUICK

SES-QUICK MDE

	SL MDE	SL MDE PP
Material:	PA 6.6 with metal particles	PP with metal particles
Colour:	metal blue	metal blue
Operating temperatures:	-40 to +85°C	-20 to +70°C
	+150°C short time	+110°C short time
Melting point:	260°C	168°C
Water absorption:	2-2,5 %	< 0.1%
Chemical resistance:	-	good resistance to acids, alkalis and detergents
Flame resistance:	V2 UL94	-
Specifications :	halogen free adapted to the success of a HACCP* processes.	

Application: The presence of metal particles in the cable tie allows easy detection thanks to any metal detector. These cable ties are thus used in electrical equipment boxes or chains of production in food and pharmaceutical industries to limit the risks of product contamination.



* HACCP : Hazard Analysis Critical Control Point

• SL MDE

type	article number	dimensions length x width (mm)	maximum bundle Ø (mm)	tensile strength daN		
100/25 SL MDE-C	0186 1001 093	100 x 2,5	20	8	100	
145/34 SL MDE-C	0186 1004 093	145 x 3,4	35	13	100	
185/46 SL MDE-C	0186 1009 093	185 x 4,6	47	22	100	
200/26 SL MDE-C	0186 1003 093	200 x 2,6	50	8	100	
380/47 SL MDE-C	0186 1013 093	380 x 4,7	109	22	100	
365/76 SL MDE-C	0186 1017 093	365 x 7,6	100	53	100	

• SL MDE PP

type	article number	dimensions length x width (mm)	maximum bundel Ø (mm)	tensile strength daN		
145/34 SL MDE PP-C	0186 1104 093	145 x 3,4	35	8	100	
185/46 SL MDE PP-C	0186 1109 093	185 x 4,6	47	13	100	
380/47 SL MDE PP-C	0186 1113 093	380 x 4,7	109	13	100	









(Other dimensions on special request, please consult us.)

Bag available with a European suspension hole.

Fixings and bases MDE

Material: PA 6.6 with metal particles
Colour: metal blue
Operating temperatures: -40 to +85°C
+150°C short time
Melting point: 260°C
Flame resistance: V2 UL94 -
Specifications : halogen free
adapted to the success of a HACCP* processes.

Application: The presence of metal particles in the accessories allows easy detection thanks to any metal detector. These accessories are thus used in electrical equipment boxes or chains of production in food and pharmaceutical industries to limit the risks of product contamination.



* HACCP : Hazard Analysis Critical Control Point

type	article number	for cable ties maxi width mm	fixing with screw Ø mm	
ANP-0-C MDE	0186 0916 093	3,6	3	100
ANP-1-C MDE	0186 0914 093	3,6	3	100
ANP-2-C MDE	0186 0915 093	4,8	4,5	100
ANP-3-C MDE	0186 0917 093	7,6	4,5	100

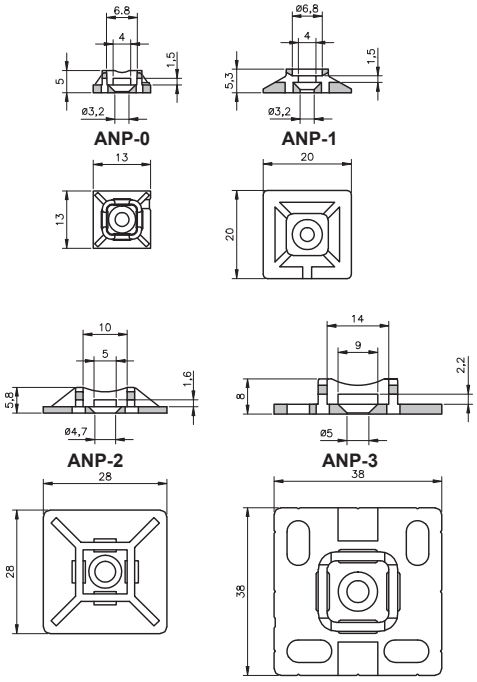

type	article number	for cable ties maxi width mm	fixing with screw Ø mm	
MB-123-C MDE	0186 0922 093	4,8	5	100
MB-123.35-C MDE	0186 0924 093	4,8	3	100

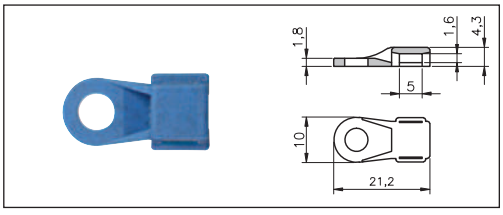

type	article number	dimensions (mm) A	B	C	for cable ties maxi width mm	fixing with screw Ø mm	
TM-2S6-C MDE	0186 0925 093	6,9	9,5	14,9	4,7	3,5	100
TM-2S8-C MDE	0186 0926 093	6,9	9,5	14,9	4,7	4,3	100
TM-3S8-C MDE	0186 0930 093	9,7	15,9	22,2	9	4	100
TM-3S10-C MDE	0186 0530 093	9,7	15,9	22,2	9	4,5	100

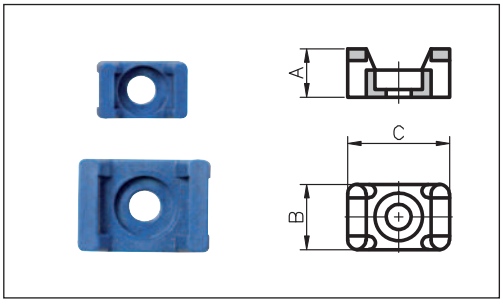

A5/1-03



C12/3-01



B7/3-07



SES-SX cable ties
for fast application

SES-QUICK SX

Material: Polyamide 6.6
Colour: natural - black
Serration: inside
Operating temperatures: -40 to +85°C (+150°C short time)
Melting point: +260°C
Specification: V2 UL94

Application: Cable tie for general use for the maintenance of cables and wire harnesses. With its open head, inserting the strip is done easily and quickly.



type	article number natural (NL)	article number black (BK)	dimensions length x width mm	maxi. clamping Ø mm	mini clamping force daN	
SX 155/30 - M	0186 0100 018	0186 0100 010	155 x 3,2	33	8	1 000

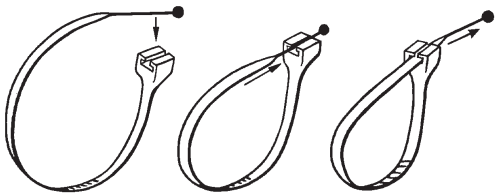







Snap-in SES-QUICK cable ties
inside serrations
in PA 6.6

SES-QUICK

HF RoHS

type	article number	dimensions length x width mm	maximum bundle Ø maxi. (mm)	tensile strength mini. (daN)	bore Ø mm	wall thickness mm	
R snap-in cable ties (-40 to +85°C)							
in natural Polyamide 6.6							
150/33R-C	0186 0760 018	155 x 3,3	32	13	5 - 5,5	2,8	100
200/46R-C	0186 0770 018	200 x 4,6	46	22	6 - 6,5	3,6	100
RB snap-in cable ties (-40 to +85°C)							
in natural Polyamide 6.6 - head with support cradle							
200/47RB-C	0186 0365 018	210 x 4,7	48	22	6 - 6,4	1 ... 2,7	100
RA snap-in cable ties (-40 to +85°C)							
releasable, in natural Polyamide 6.6 - head with support cradle							
200/47RA-C	0186 0361 018	210 x 4,7	48	22	6 - 6,4	1 ... 2,7	100
RA HT snap-in cable ties (-40 to +110°C)							
releasable, in black Polyamide 6.6, resistant to UV radiation							
200/47RA HT-C	0186 0363 010	210 x 4,7	48	22	6 - 6,4	1 ... 2,7	100

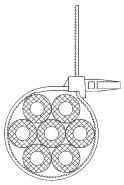

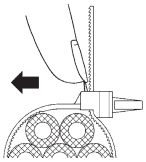



• Push-in rivet base K in PA 6.6

type	article number	bore Ø B (mm)	plate thickness C (mm)	max. side length D (mm)	width E (mm)	
For cable ties up to 3,8 mm wide (A)						
K50-27 black	0186 0934 010	5 - 5,4	0,8 - 2,7	18,5	7	100
K50-27 natural	0186 0934 018	5 - 5,4	0,8 - 2,7	18,5	7	100
K50-36 black	0186 0933 010	5 - 5,4	1 - 3,6	20,5	7	100
K50-36 natural	0186 0933 018	5 - 5,4	1 - 3,6	20,5	7	100
For cable ties up to 4,8 mm wide (A)						
K60-27 black	0186 0932 010	6 - 6,4	0,8 - 2,7	22	9,5	100
K60-27 natural	0186 0932 018	6 - 6,4	0,8 - 2,7	22	9,5	100
K60-36 black	0186 0931 010	6 - 6,4	1 - 3,6	23,5	9,5	100
K60-36 natural	0186 0931 018	6 - 6,4	1 - 3,6	23,5	9,5	100

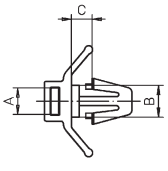

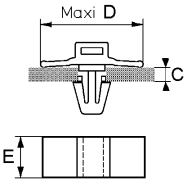



SES-QUICK cable ties with mounting hole

SES-QUICK

Series T

Material: polyamide 6.6
Colours: natural - black
Operating temperatures: -40 to +85°C (+150°C short time)
Melting point: +260°C
Serrations: inside serrations
Ultimate elongation: 60 %
Dielectric strength: 27 kV/mm
Flame resistance: V2 UL94
Application: cable ties with mounting hole for particular indoor use.Screw fixing.



type	article number natural (NL)	article number black (BK)	dimensions length x width mm	maximum bundle Ø mm	tensile strength mini (daN)	hole Ø mm	
110/25 T-C	0186 0780 018	-	110 x 2,5	18	8	3,2	100
150/36 T-C	0186 0790 018	-	150 x 3,6	32	13	4,5	100
200/48 T-C	0186 0800 018	0186 0800 010	200 x 4,8	50	22	5,5	100
380/76 T-C	0186 0810 018	-	380 x 7,6	100	54	6,2	100

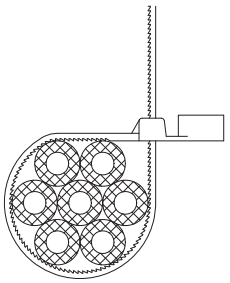

SES-QUICK cable ties with write-on area
for identification
PA 6.6 natural

SES-QUICK
-40 to +85°C
HF RoHS

• TE cable ties
with horizontal write-on area - inside serrations



type	article number	write-on area dimensions mm	dimensions length x width mm	maximum bundle Ø mm	tensile strength mini. (daN)	
110/25 TE-C	0186 0820 018	20 x 9	110 x 2,5	18	8	100
200/47 TE-C	0186 0368 018	28 x 13	210 x 4,7	48	22	100

• TI cable ties
with horizontal write-on area - inside serrations



type	article number	write-on area dimensions mm	dimensions length x width mm	maximum bundle Ø mm	tensile strength mini. (daN)	
100/25 TI-C	0186 0840 018	25 x 8	100 x 2,5	18	8	100
200/25 TI-C	0186 0850 018	25 x 8	200 x 2,5	50	8	100
200/47 TI-C	0186 0367 018	28 x 13	200 x 4,7	48	22	100

• LI cable ties
with vertical write-on area - inside serrations



type	article number	write-on area dimensions mm	dimensions length x width mm	maximum bundle Ø mm	tensile strength mini. (daN)	
200/47 LI-C	0186 0860 018	28 x 13	200 x 4,7	48	22	100
370/48 LI-C	0186 0470 018	28 x 13	370 x 4,8	85	22	100

Waterproof pens for marking: see page C14/5

SES-QUICK SL-COLOR

Material:	PA 6.6 halogen free
Colours:	white, blue, green, yellow, orange, brown, red, violet, grey, black
Serrations:	inside serration
Operating temperatures:	-40 to +85°C
	+150°C short time
Melting point:	260°C
Ultimate elongation:	60 %
Dielectric strength :	27 kV/mm
Flame resistance:	V2 UL94

Application: coloured cable ties commonly used for the maintenance of cables and harnesses. They can also be used for the identification of electric cables. Easy installation by hand or with a tightening tool.



Standard colours (international colour code):

001	002	003	004	005	006	007	008	013	010
white (WH)	blue (BU)	green (GN)	yellow (YE)	orange (OG)	brown (BN)	red (RD)	violet (VT)	grey (GY)	black* (BK)

Example for order:

code group		detail article						code colour	
0	1	8	6	0	x	x	x	x	x	x

type	article number	dimensions length x width mm	maxi. bundle Ø mm	tensile strength mini. (daN)		
150/26 SL COLOR-C	0186 0028 ***	150 x 2,6	40	8	100	
210/34 SL COLOR-C	0186 0628 ***	210 x 3,4	55	13	100	
300/46 SL COLOR-C	0186 0638 ***	300 x 4,6	76	22	100	
365/76 SL COLOR-C	0186 0068 ***	365 x 7,6	100	54	100	

* For black colour, please see page C12/1-01.

Other sizes and colors available upon request.

Bag available with a European suspension hole.

C12/1-01 : standard cable ties colour natural



C16/1-01



SES-SDA releasable cable ties
PA 6.6 natural

SES-SDA
-40 to +85°C

HF RoHS

- **SDA cable ties in natural Polyamide 6.6**
  releasable - inside serrations

type	article number	dimensions length x width mm	maximum bundle Ø mm	tensile strength mini. (daN)	
200/48 SDA-M	0186 0550 018	200 x 4,8	50	22	1000
200/48 SDA-C	0186 0555 018	200 x 4,8	50	22	100
300/48 SDA-M	0186 0560 018	300 x 4,8	76	22	1000
300/48 SDA-C	0186 0565 018	300 x 4,8	76	22	100

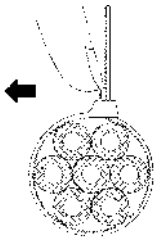



SES-SDB releasable cable ties
PA 6.6 black

SES-SDB
-40 to +85°C

HF RoHS

• SDB cable ties
releasable - inside serrations

type	artide number	dimensions length x width mm	maximum bundle Ø mm	tensile strength mini. (daN)	
120/76 SDB-C	0186 0880 010	120 x 7,6	26	22	100
200/76 SDB-C	0186 0885 010	200 x 7,6	50	22	100
300/76 SDB-C	0186 0890 010	300 x 7,6	80	22	100
370/76 SDB-C	0186 0895 010	370 x 7,6	102	22	100

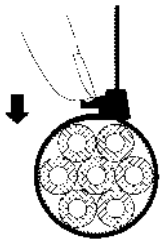



SES-CR cable ties releasable

SES-CR

Material:	polyamide 12
Colour:	black
Temperature range:	-40 to + 80°C
Serration:	inside serrations
Ultimate elongation:	370%
Dielectric strength:	> 50 kV/mm
Flame resistance:	HB UL94

Application: releasable cable ties with locking slider.



type		article number	dimensions length x width mm	maximum bundle Ø mm	tensile strength mini. (daN)	
CR	**50**	0121 0001 010	190 x 4,8	10 ... 50	22	50
CR-D	**50**	0121 0002 010	200 x 4,8	10 ... 50	22	50
CR-E	**50**	0121 0003 010	200 x 4,8	10 ... 50	22	50
CR	**100**	0121 0004 010	350 x 4,8	45 ... 100	22	50

* Diameter of the eyelet: 5,5 mm



with head, straight

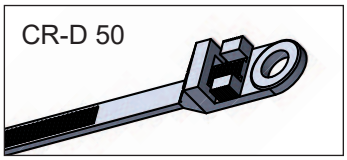

with mounting hole head*



with mounting head, 90°*

SL-HT cable ties black
for external use and/or at high temperatures
inside serrations
PA 6.6 black H.T.

SES-QUICK
-40 to +110°C

HF RoHS

• SL-HT cable ties
resistant to UV radiation

type		article number	dimensions length x width mm	maximum bundle Ø mm	tensile strength mini. (daN)		
85/24	**SL HT-M**	0186 0110 010	85 x 2,4	16	8	1000	
85/24	**SL HT-C**	0186 0111 010	85 x 2,4	16	8	100	⌓
100/25	**SL HT-M**	0186 0120 010 *	100 x 2,5	20	8	1000	
100/25	**SL HT-C**	0186 0121 010	100 x 2,5	20	8	100	⌓
150/26	**SL HT-M**	0186 0122 010	150 x 2,6	40	8	1000	
150/26	**SL HT-C**	0186 0123 010	150 x 2,6	40	8	100	⌓
200/26	**SL HT-M**	0186 0180 010 *	200 x 2,6	50	8	1000	
200/26	**SL HT-C**	0186 0181 010	200 x 2,6	50	8	100	⌓
145/34	**SL HT-M**	0186 0130 010 *	145 x 3,4	35	13	1000	
145/34	**SL HT-C**	0186 0131 010	145 x 3,4	35	13	100	⌓
210/34	**SL HT-M**	0186 0142 010	210 x 3,4	55	13	1000	
210/34	**SL HT-C**	0186 0143 010	210 x 3,4	55	13	100	⌓
300/36	**SL HT-M**	0186 0232 010	295 x 3,6	76	13	1000	
300/36	**SL HT-C**	0186 0233 010	295 x 3,6	76	13	100	⌓
370/36	**SL HT-C**	0186 0242 010	370 x 3,6	102	13	100	⌓
160/46	**SL HT-M**	0186 0124 010	160 x 4,6	38	22	1000	
160/46	**SL HT-C**	0186 0125 010	160 x 4,6	38	22	100	⌓
185/46	**SL HT-M**	0186 0140 010	185 x 4,6	47	22	1000	
185/46	**SL HT-C**	0186 0141 010	185 x 4,6	47	22	100	⌓
250/46	**SL HT-M**	0186 0126 010	250 x 4,6	60	22	1000	
250/46	**SL HT-C**	0186 0127 010	250 x 4,6	60	22	100	⌓
300/46	**SL HT-M**	0186 0146 010	300 x 4,6	83	22	1000	
300/46	**SL HT-C**	0186 0147 010	300 x 4,6	83	22	100	⌓
380/47	**SL HT-C**	0186 0150 010	380 x 4,7	109	22	100	⌓
180/76	**SL HT-C**	0186 0132 010	180 x 7,6	36	54	100	⌓
240/76	**SL HT-C**	0186 0144 010	240 x 7,6	50	54	100	⌓
300/76	**SL HT-C**	0186 0148 010	300 x 7,7	76	54	100	⌓
365/76	**SL HT-C**	0186 0160 010	365 x 7,6	100	53	100	⌓
550/90	**SL HT-C**	0186 0163 010	550 x 8,9	155	79	100	
780/90	**SL HT-C**	0186 0162 010	775 x 8,9	230	79	100	



* Packed per 10 bundles of 100 pieces.

⌓ Bag available with a European suspension hole.

SE HT cable ties with outside serrations
for use at high temperatures
PA 6.6 black H.T.

SES-QUICK
-40 to +110°C
HF RoHS

- **SE HT cable ties resistant to UV radiation- outside serrations**

type	article number	dimensions length x width mm	maximum bundle Ø mm	tensile strength mini. (daN)		
110/26 SE HT-C	0186 0606 010	110 x 2,6	24	8	100	
125/47 SE HT-C	0186 0071 010	125 x 4,7	26	22	100	
160/47 SE HT-C	0186 0076 010	160 x 4,7	38	22	100	
185/47 SE HT-C	0186 0081 010	185 x 4,7	47	22	100	
300/47 SE HT-C	0186 0087 010	300 x 4,7	80	22	100	
370/47 SE HT-C	0186 0092 010	370 x 4,7	105	22	100	
210/76 SE HT-C	0186 0674 010	210 x 7,6	52	53	100	
300/76 SE HT-C	0186 0684 010	300 x 7,6	80	53	100	
370/76 SE HT-C	0186 0688 010	370 x 7,6	103	53	100	
175/90 SE HT-C	0186 0574 010	175 x 9	42	79	100	
260/90 SE HT-C	0186 0577 010	260 x 9	69	79	100	
360/90 SE HT-C	0186 0579 010	360 x 9	102	79	100	
550/90 SE HT-C	0186 0083 010	550 x 8,9	155	79	100	
780/90 SE HT-C	0186 0089 010	775 x 8,9	230	79	100	



SNCF (French Railway) approved by NFF 61-349

Bag available with a European suspension hole.

SR HT cable ties releasable
for use at high temperatures
PA 6.6 black H.T.

SES-QUICK
-40 to +110°C
HF RoHS

- **SR HT cable ties resistant to UV radiation - outside serrations**

type	article number	dimensions length x width mm	maximum bundle Ø mm	tensile strength mini. (daN)	
110/26 SR HT-C	0186 0608 010	110 x 2,6	24	8	100
125/47 SR HT-C	0186 0480 010	125 x 4,7	26	22	100
160/47 SR HT-C	0186 0485 010	160 x 4,7	38	22	100
185/47 SR HT-C	0186 0490 010	185 x 4,7	47	22	100
300/47 SR HT-C	0186 0493 010	300 x 4,7	80	22	100
370/47 SR HT-C	0186 0495 010	370 x 4,7	105	22	100
210/76 SR HT-C	0186 0295 010	210 x 7,6	52	53	100
300/76 SR HT-C	0186 0296 010	300 x 7,6	80	53	100
370/76 SR HT-C	0186 0297 010	370 x 7,6	103	53	100
175/90 SR HT-C	0186 0591 010	175 x 9	42	79	100
260/90 SR HT-C	0186 0592 010	260 x 9	69	79	100
360/90 SR HT-C	0186 0593 010	360 x 9	102	79	100



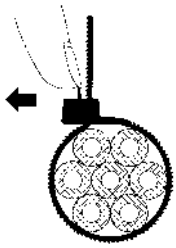

Cable tie SES-QUICK SL-V0 (AF)
flame resistant
halogen free, red phosphorus free

SES-QUICK

HF RoHS

SES-QUICK SL-V0 (AF)

Material: polyamide 6
flame resistant, halogen free

Colour: white - black

Serrations: inside

Operating temperatures: -40 to +100°C

Melting point: +220°C

Flame resistance: V0 UL94

Specifications: material approved according to the standards fire-smoke
NF F 16-101/102 and EN 45545

Application: cable ties adapted for fixing beams and flexible cables. Their inside serrations ensure efficient maintenance of cables.

Recommended in applications requiring high fire resistance and self-extinguishing materials (eg. Rolling material, aerospace, rail, tunnel, ...). Flame retardant system halogen and red phosphorus free which emit toxic gases under fire.



type	article number white	article number black	dimensions length x width mm	maxi. bundle Ø mm	mini tensile strength daN		
100/25 SL V0-C (AF)	0186 0342 001	0186 0342 010	100 x 2,5	20	8	100	
150/26 SL V0-C (AF)	0186 0025 001	0186 0025 010	150 x 2,6	40	8	100	
200/26 SL V0-C (AF)	0186 0612 001	0186 0612 010	200 x 2,6	50	8	100	
145/34 SL V0-C (AF)	0186 0032 001	0186 0032 010	145 x 3,4	35	13	100	
210/34 SL V0-C (AF)	0186 0625 001	0186 0625 010	210 x 3,4	55	13	100	
185/46 SL V0-C (AF)	0186 0339 001	0186 0339 010	185 x 4,6	47	22	100	
300/46 SL V0-C (AF)	0186 0637 001	0186 0637 010	300 x 4,6	76	22	100	
380/47 SL V0-C (AF)	0186 0341 001	0186 0341 010	380 x 4,7	109	22	100	
365/76 SL V0-C (AF)	0186 0065 001	0186 0065 010	365 x 7,6	100	53	100	

Bag available with a European suspension hole.

C16/1-01



Cable tie SES-QUICK SE-V0 (AF)
flame resistant
halogen free, red phosphorus free

SES-QUICK

HF RoHS

SES-QUICK SE-V0 (AF)

Material: polyamide 6
flame resistant, halogen free

Colour: white - black

Serrations: outside

Operating temperatures: -40 to +100°C

Melting point: +220°C

Flame resistance: V0 UL94

Specifications: material approved according to the standards fire-smoke
NF F 16-101/102 and EN 45545

Application: cable ties used in high vibration environments without damaging the cables.

Recommended in applications requiring high fire resistance and self-extinguishing materials (eg. Rolling material, aerospace, rail, tunnel, ...). Flame retardant system halogen and red phosphorus free which emit toxic gases under fire.



type	article number white	article number black	dimensions length x width mm	maxi. bundle Ø mm	mini tensile strength daN		
110/26 SE-V0-C	0186 2001 001	0186 2001 010	110 x 2,6	24	8	100	
125/47 SE-V0-C	0186 2002 001	0186 2002 010	125 x 4,7	26	22	100	
160/47 SE-V0-C	0186 2003 001	0186 2003 010	160 x 4,7	38	22	100	
185/47 SE-V0-C	0186 2004 001	0186 2004 010	185 x 4,7	47	22	100	
300/47 SE-V0-C	0186 2005 001	0186 2005 010	300 x 4,7	80	22	100	
370/47 SE-V0-C	0186 2006 001	0186 2006 010	370 x 4,7	105	22	100	
210/76 SE-V0-C	0186 2007 001	0186 2007 010	210 x 7,6	52	53	100	
300/76 SE-V0-C	0186 2008 001	0186 2008 010	300 x 7,6	80	53	100	
370/76 SE-V0-C	0186 2009 001	0186 2009 010	370 x 7,6	103	53	100	
175/90 SE-V0-C	0186 2010 001	0186 2010 010	175 x 9	42	79	100	
260/90 SE-V0-C	0186 2011 001	0186 2011 010	260 x 9	69	79	100	
360/90 SE-V0-C	0186 2012 001	0186 2012 010	360 x 9	102	79	100	

Bag available with a European suspension hole.

C16/1-01



SL-PA12 cable ties

for outdoor use

PA 12 black

SES-QUICK

-40 to +80°C

HF RoHS

• Cable ties series SL inside serrations

NOTE: Cable ties in black Polyamide 12 remain flexible even at high temperatures and in a dry environment, their stable performance remains even in very damp conditions.



type	article number	dimensions length x width mm	maximum bundle Ø mm	tensile strength min. (daN)		
145/34 SL PA12-C	0186 0036 010	145 x 3,4	35	8	100	
300/46 SL PA12-C	0186 0633 010	300 x 4,6	83	13	100	
365/76 SL PA12-C	0186 0063 010	365 x 7,6	100	30	100	

On request we can manufacture also other dimensions or types of ties in quality PA 12 black. Contact us !

Bag available with a European suspension hole.

SL-PP cable-tie

SES-QUICK
PP

SES-QUICK SL-PP

Material: polypropylene
Colour: brown
Serrations: inside
Operating temperatures: -20 to +70°C (+110°C short time)
Melting point: +160°C
Specifications: Highly resistant to acids, alkalis and detergents.
Material complies with regulations on products in contact with food.

Application: cable ties recommended for use in the field of food processing.



type	article number	dimensions length x width mm	maximum bundle Ø mm	tensile strength daN	
100/25 SL PP-M	0186 0017 006	100 x 2,5	20	5	1000
150/26 SL PP-M	0186 0027 006	150 x 2,6	40	5	1000
145/34 SL PP-M	0186 0033 006	145 x 3,4	35	8	1000
210/34 SL PP-M	0186 0227 006	210 x 3,4	55	8	1000
185/46 SL PP-M	0186 0043 006	185 x 4,6	47	13	1000
300/46 SL PP-M	0186 0237 006	300 x 4,6	83	13	1000
380/47 SL PP-D	0186 0053 006	380 x 4,7	109	13	500
365/76 SL PP-D	0186 0067 006	365 x 7,6	100	22	500

Other sizes available on request.

Bag available with a European suspension hole.

C16/1-01



Cable ties SES-QUICK BIO
biodegradables

SES-QUICK BIO

Material: biodegradable polyester
Colour: natural
Serrations: inside
Operating temperatures: -20 to +70°C
+90°C short time
Melting point: 120°C
Ultimate elongation: 330 %

Specifications: biodegradable material according to NF EN 13432: 2000 and ASTM D6400.

Applications: cable ties for holding and fixing cables, cable harnesses and various items for temporary use (pre-assembly operations, maintenance work, construction sites, events, etc.).

Storage conditions: keep away from humidity, heat and light to avoid any degradation of the product before use. Made of biodegradable material, these fasteners have a limited life span.



type	article number	dimensions length x width mm	maxi. bundle Ø mm	tensile strength mini. (daN)		
150/26 BIO-C	0186 1203 018	150 x 2,6	40	5	100	
300/76 BIO-C	0186 1216 018	300 x 7,6	76	22	100	New





Bag available with a European suspension hole.

C16/1-01



C13

Various cable ties











PLIO-GRAINS

Material:	PA (polyamide 6)	PP (polypropylene)
Colours:	natural - black	natural
Operating temperatures:	-20 to +85°C	-20 to +75°C
Flame resistance:	V2 UL94	-
Application:	outdoor use for black colour	standard use

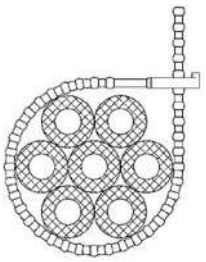



type	article number	length mm	bundle Ø mm	tensile strength daN	colour	
110 PA natural	0113 0001 018	110	2 - 30	9	natural	500
160 PA natural	0113 0003 018	160	6 - 50	11	natural	500
260 PA natural	0113 0002 018	260	10 - 75	25	natural	100
110 PA black	0113 0001 010	110	2 - 30	9	black	500
160 PA black	0113 0003 010	160	6 - 50	11	black	500
260 PA black	0113 0002 010	260	10 - 75	25	black	100



type	article number	length mm	bundle Ø mm	tensile strength daN	colour	
110 PP natural	0113 0010 018	110	2 - 30	7	natural	500
160 PP natural	0113 0012 018	160	6 - 50	9	natural	500
260 PP natural	0113 0011 018	260	10 - 75	11	natural	100

SES simple cable ties
for general use, indoors
PE natural

SES
-20 to +65°C
HF RoHS

• Cable ties series CB
for cable bundles - outside serration



type	article number	dimensions length x width mm	maximum bundle Ø mm	tensile strength mini. (daN)	
CB 140 F natural	0141 0002 018	140 x 6	10 → 30	10	500
CB 200 F natural	0141 0004 018	200 x 6	12 → 50	10	500

• Cable ties series SF
for cable binding and plugtop retention.



type	article number	dimensions length x width mm	
SES-160/90 SF-D natural	0186 0950 018	165 x 9	500
SES-160/90 SF-C natural	0186 0955 018	165 x 9	100

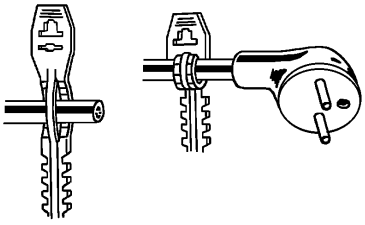



SES-TW twist ties
for indoor use

HF RoHS

SES-TW

Material:	polyamide 6.6
Colour:	natural
Operating temperatures:	-40 to +85°C
Ultimate elongation:	40 %
Flame resistance:	V2 UL94
Dielectric strength:	> 23 kV/mm

Application: twist cable ties for quick assembly for indoor use.



• Twist cable ties

type	article number	dimensions (mm) ØA	B	binding Ø	
TW-4 natural	0186 0943 018	5,2	21	4,5	100
TW-10 natural	0186 0941 018	8,6	26	7,6	100
TW-12 natural	0186 0940 018	12	30	11	100
TW-14 natural	0186 0945 018	15	35,1	14	100
TW-20 natural	0186 0942 018	20	39,5	18	100

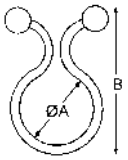



• Twist cable tie with rivet

type	article number	dimensions (mm) ØA	B	C	bore Ø	
TW-R-10 natural	0186 0946 018	11	31	10	4,8	100

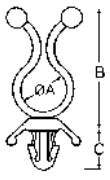



SES-WRAP cable ties and bands
Plastic tie - self fastening

SES-WRAP

HF RoHS

SES-WRAP

Material: hooks: PP
strap: PA

Operating temperatures: 0 to +105°C

Specification: halogen free

Application: Use for fixing delicate cables, cable organisation.
Adjustable and reusable self-gripping bands and cable ties.



• SES-WRAP cables ties

Standard colours:

001	002	003	004	007	010
white	blue	green	yellow	red	black

Example for order:

code group				detail article				code colour		
0	8	2	1	x	x	x	x	x	x	x



type	article number	dimensions a x b mm	width of the head c (mm)		
SES-WRAP 20x150	0821 0020 ***	13 x 150	20	60	
SES-WRAP 20x200	0821 0021 ***	13 x 200	20	50	
SES-WRAP 20x330	0821 0022 ***	13 x 330	20	30	



• SES-WRAP self fastening band

Standard colours:

010

black

type	article number	width (mm)	m	
SES-WRAP TAPE 10	0821 1010 010	10	25	
SES-WRAP TAPE 20	0821 1020 010	20	25	

New



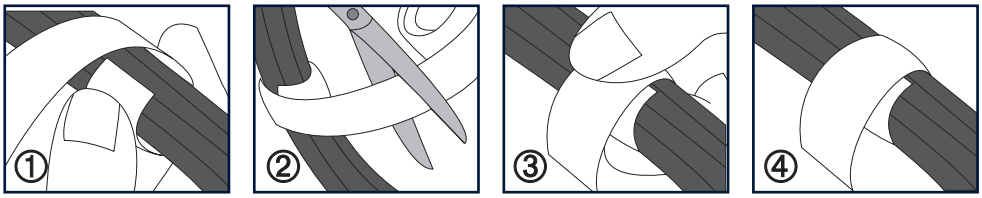



Bag available with a European suspension hole.

For black inkjet printing on SES-WRAP cable ties, please consult us.

INOX-BALL-QUICK

Material: stainless steel 304 or 316
Operating temperatures: -80 to +540°C
Thickness: 0,265 mm
Flame resistance: non-flammable
U.V. resistance: very good
Specification: certification UL 62275

Applications: for cables or flexible tubing.

304: recommended in extreme temperature applications or flammable like food, chemical, medical ...

316: recommended in applications with risk of corrosion, such as shipbuilding, mining, petrochemical, textile ...

High resistance to **corrosion.**



Stainless steel 304		Stainless steel 316		dimensions length x width mm	maximum bundle Ø mm	tenssile strength mini (daN)	
type	article number	type	article number				
IBQ 100/46 N304	0187 0007 000	**IBQ 100/46 N316**	0187 0027 000	100 x 4,6	18	44	100
IBQ 200/46 N304	0187 0001 000	**IBQ 200/46 N316**	0187 0021 000	200 x 4,6	50	44	100
IBQ 260/46 N304	0187 0002 000	**IBQ 260/46 N316**	0187 0022 000	260 x 4,6	69	44	100
IBQ 360/46 N304	0187 0003 000	**IBQ 360/46 N316**	0187 0023 000	360 x 4,6	100	44	100
IBQ 520/46 N304	0187 0004 000	**IBQ 520/46 N316**	0187 0024 000	520 x 4,6	151	44	100
IBQ 620/46 N304	0187 0005 000	**IBQ 620/46 N316**	0187 0025 000	620 x 4,6	183	44	100
IBQ 840/46 N304	0187 0006 000	**IBQ 840/46 N316**	0187 0026 000	840 x 4,6	253	44	100
IBQ 100/79 N304	0187 0018 000	**IBQ 100/79 N316**	0187 0037 000	100 x 7,9	18	111	100
IBQ 200/79 N304	0187 0011 000	**IBQ 200/79 N316**	0187 0031 000	200 x 7,9	50	111	100
IBQ 260/79 N304	0187 0012 000	**IBQ 260/79 N316**	0187 0032 000	260 x 7,9	69	111	100
IBQ 360/79 N304	0187 0013 000	**IBQ 360/79 N316**	0187 0033 000	360 x 7,9	100	111	100
IBQ 520/79 N304	0187 0014 000	**IBQ 520/79 N316**	0187 0034 000	520 x 7,9	151	111	100
IBQ 620/79 N304	0187 0015 000	**IBQ 620/79 N316**	0187 0035 000	620 x 7,9	183	111	100
IBQ 840/79 N304	0187 0016 000	**IBQ 840/79 N316**	0187 0036 000	840 x 7,9	253	111	100
IBQ 1000/79 N304	0187 0017 000	-	-	1000 x 7,9	304	111	100

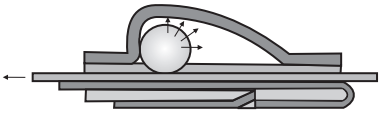

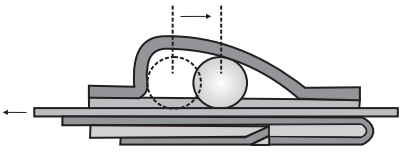

C13/30-03



C13/30-03



INOX-MULTI-QUICK

	IMQ N316	IMQ R316
Material:	stainless steel	stainless steel
Coating:	-	polyester
Temperatures of use:	-80 to +540°C	-30 to +150°C
Thickness:	0,279 mm	0,46 mm
Flame resistance:	non-flammable	-
U.V. resistance:	excellent	very good

Applications: these ties can be tightened in steps due to a unique multiple locking system. To apply with a hook or with tensioner on rigid or flexible support.
316: recommended in extreme temperature applications and **corrosion**..
316 coated: recommended for fragile insulated cables.



Stainless steel 316		Staineless steel 316 PA coated		dimensions length x width mm	maximum bundle Ø mm	tensile strength mini (daN)	
type	article number	type	article number				
IMQ 225/70 N316	0187 0101 000	**IMQ 225/70 R316**	0187 0121 000	225 x 7	58	44	100
IMQ 300/70 N316	0187 0102 000	**IMQ 300/70 R316**	0187 0122 000	300 x 7	80	44	100
IMQ 450/70 N316	0187 0103 000	**IMQ 450/70 R316**	0187 0123 000	450 x 7	128	44	100
IMQ 610/70 N316	0187 0104 000	**IMQ 610/70 R316**	0187 0124 000	610 x 7	179	44	100
IMQ 225/120 N316	0187 0111 000	**IMQ 225/120 R316**	0187 0131 000	225 x 12	58	111	100
IMQ 300/120 N316	0187 0112 000	**IMQ 300/120 R316**	0187 0132 000	300 x 12	80	111	100
IMQ 450/120 N316	0187 0113 000	**IMQ 450/120 R316**	0187 0133 000	450 x 12	128	111	100
IMQ 610/120 N316	0187 0114 000	**IMQ 610/120 R316**	0187 0134 000	610 x 12	179	111	100

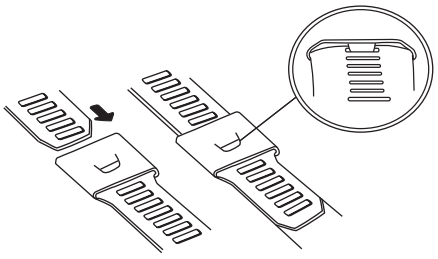

C13/30-03



C13/30-03



Hand tool for INOX ties in stainless steel

type	article number	description	for ties	weight g		
K111	0187 0240 000	manual pulling and cutting	INOX-**BALL**-QUICK & INOX-**MULTI**-QUICK	550	1	
RR-G01	0187 0250 000	adjustable tension and automatic cut-off.	INOX-**BALL**-QUICK & INOX-**MULTI**-QUICK (width only 7 mm)	550	1	

PLIOTER earth straps

Strap:	tinned bronze
Cap and wire-strainer:	electrogalvanized steel
Section:	2,5 to 50 mm²
Specification:	conform to norm NF C15-100
Application:	designed for grounding electrical installations and metal conduits.
	The range covers a range of conductors from 2,5 to 50 mm² and tubes from 8 to 88 mm Ø.
	The flange and cable are fixed by screwing.



EQUIPOTENTIAL CONNECTIONS - CONNECTIONS TO EARTH - CONNECTIONS TO MASS (C.E.M.)

• Earth straps 2,5 to 25 mm²

Principle: separate tightening of the ground cable and the belt.



type	article number	for cable mm²	for tube Ø mm	length mm	weight g/pce	width mm	thickness mm		
T25-2	0619 0008 000	2,5 ... 25	15 ... 48	195	51	25	0,25	7	
T25-3	0619 0009 000	2,5 ... 25	15 ... 88	330	59	25	0,25	6	

• Earth straps 2,5 to 50 mm²

Principle: double acting clamping. Contact is ensured by crushing the ground cable between the 2 layers of the tensioner.



type	article number	for cable mm²	for tube Ø mm	length mm	weight g/pce	width mm	thickness mm		
T 11	0619 0007 000	2,5 ... 6	8 ... 28	150	5	6	0,25	20	
T 12	0619 0003 000	2,5 ... 10	16 ... 48	190	17	10	0,25	16	
T 13	0619 0004 000	2,5 ... 10	16 ... 88	325	20	10	0,25	15	
T 2	0619 0001 000	10 ... 16	16 ... 48	190	53	25	0,25	7	
T 3	0619 0002 000	10 ... 16	16 ... 88	325	61	25	0,25	6	
T 33	0619 0005 000	25 ... 35	16 ... 88	325	61	25	0,25	6	
T 50	0619 0006 000	50	16 ... 88	330	100	32	0,25	1	

Bag available with a European suspension hole.

• Tool for earth straps PLIOTER T11 - T12 - T13



type	article number	
T-2000	0619 0050 000	1

C13/30-03



For clamping and cutting our earth straps T11, T12 and T13.

C14

Cable ties accessories











Cable tie bases
for SES-QUICK cable tie

SES-QUICK

Cable tie base ANP

Material **base:** PA
self adhesive*: polyethylene foam
Colours: natural - black
Operating temperatures: -40 to +70°C (fixing with screw)
-40 to +60°C (fixing with adhesive tape)
Flame resistance: V2 UL94
Application: adhesive cable tie base for cable ties SES-QUICK, recommended for rapid fixation of lightweight cables. Can be fixed with screws.



C12/3-..: Also available in version sensitive to metal detector.

type	art. no. with adhesive tape natural (NL)	art. no. with adhesive tape black (BK)	art. no. without adhesive tape natural (NL)	art. no. without adhesive tape black (BK)	for cable ties max. width mm	fixing by screw Ø mm	
ANP-0-C	0186 0903 018	0186 0904 010	0186 0916 018	0186 0916 010	3,6	3	100
ANP-1-C	0186 0912 018	0186 0911 010	0186 0914 018	0186 0914 010	3,6	3	100
ANP-2-C	0186 0900 018	0186 0901 010	0186 0915 018	0186 0915 010	4,8	4,5	100
ANP-3-C	0186 0905 018	0186 0906 010	0186 0917 018	0186 0917 010	7,6	4,5	100

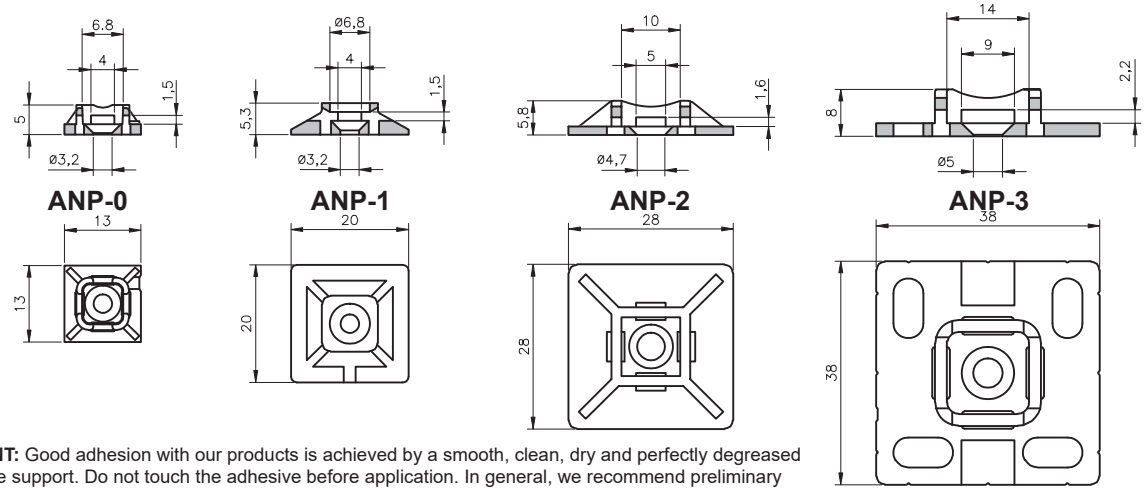

*** IMPORTANT:** Good adhesion with our products is achieved by a smooth, clean, dry and perfectly degreased surface of the support. Do not touch the adhesive before application. In general, we recommend preliminary tests

Cable tie base S2 / S8 / S12

Material: high impact polystyrene
Colour: black
Operating temperatures: -30 to +80°C



type	article number	dimensions (mm) A	B	C	D	for cable ties max. width mm	fixing by screw Ø mm	
S2	0112 0001 010	3	5	10	14,5	2,6	3	100
S8	0112 0002 010	4	6,5	12	24,5	7,6	4	100
S12	0112 0003 010	4	6,5	12	28,5	9	4	100

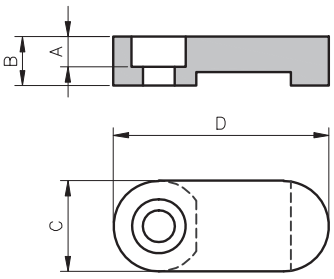

Cable tie bases
for SES-QUICK cable tie

SES-QUICK

HF RoHS

Cable tie base MB-123

Material: PA
Colour: natural
Operating temperatures: -40 to +85°C
Flame resistance: V2 UL94



C12/3-..: Also available in version sensitive to metal detector.

type	artide number	for cable ties max. width mm	A fixing by screw Ø mm	
MB-123-C	0186 0922 018	4,8	5	100
MB-123.35-C	0186 0924 018	4,8	3	100

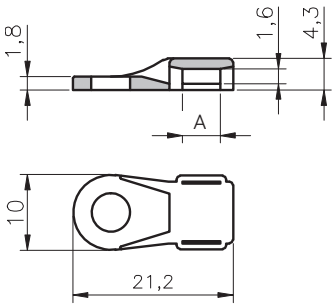

Cable tie base SM-8

Material: PA
Colours: natural - black
Operating temperatures: -20 to +70°C
Flame resistance: V2 UL94



type	artide number natural (NL)	artide number black (BK)	for cable ties max. width mm	fixing by screw Ø mm	
SM-8-C	0186 0910 018	0186 0910 010	4,8	4,6	100

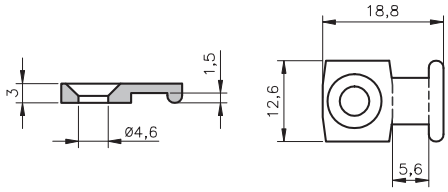

Cable tie base with clip K50 / K60

Material: PA
Colours: natural - black
Operating temperatures: -20 to +70°C
Flame resistance: V2 UL94



type	artide number natural (NL)	artide number noir (BK)	dimensions (mm) ØA	B	C	D	for cable ties max. width mm	
K50-27	0186 0934 018	0186 0934 010	5...5,4	0,8...2,7	18,5	7	3,6	100
K50-36	0186 0933 018	0186 0933 010	5...5,4	1...3,6	20,5	7	3,6	100
K60-27	0186 0932 018	0186 0932 010	6...6,4	0,8...2,7	22	9,5	4,7	100
K60-36	0186 0931 018	0186 0931 010	6...6,4	1...3,6	23,5	9,5	4,7	100

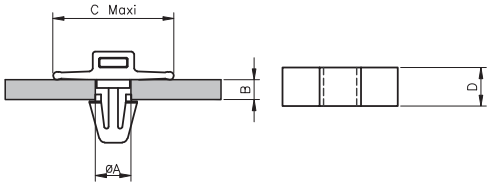

Accessories - tie bases
for SES-QUICK cable ties

Tie base CH-X / CB-S

Material: polyamide 6
Colour: black
Operating temperatures: -20 to +70°C
Flame resistance: V2 UL94

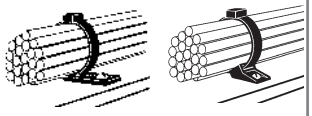



type	article number	for cable ties max. width mm	fixing by screw Ø mm	
CH-X	0127 0031 010	4,7	5	50

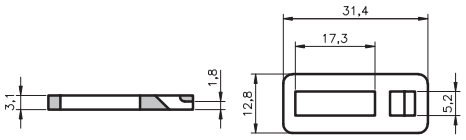

type	article number	dimensions (mm) A	B	C	for cable ties max. width mm	fixing by screw Ø mm	
CB-S8	0127 0046 010	2,5	8	19	7,6	4	50
CB-S12	0127 0050 010	2,8	9,2	23,5	9	5	50

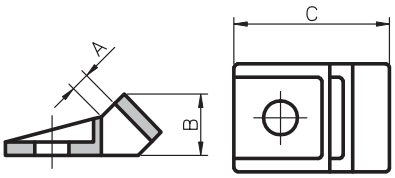

Tie cradle TM

Material: polyamide 6.6
Colours: natural - black
Operating temperatures: -40 to +85°C
Flame resistance: V2 UL94

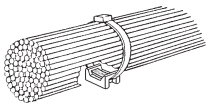



C12/3-..: Also available in version sensitive to metal detector.

type	article number natural	black	dimensions (mm) A	B	C	for cable ties max. width mm	fixing by screw Ø mm	
TM-2S6	0186 0925 018	0186 0925 010	6,9	9,5	14,9	4,7	3,5	100
TM-2S8	0186 0926 018	0186 0926 010	6,9	9,5	14,9	4,7	4,3	100
TM-3S8	0186 0930 018	0186 0930 010	9,7	15,9	22,2	9	4	100
TM-3S10	0186 0530 018	0186 0530 010	9,7	15,9	22,2	9	4,5	100

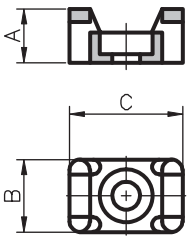

Stand off cradle CH-935

Material: polyamide 6 (PA6) / polyamide 12 (PA12)
Colour: black / black
Operating temperatures: -20 to +70°C / -40 to +60°C
Flame resistance: V2 UL94 / HB UL94



type	article number	material	for cable ties max width mm	fixing by screw Ø mm	
CH-935-6	0189 0536 010	PA 6	9	5	100
CH-935-12	0189 0535 010	PA 12	9	5	100

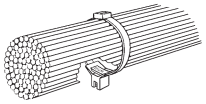

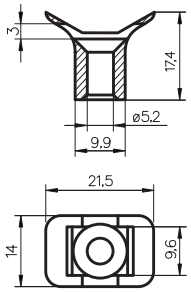

Screw fixing mount CH-S / CH-S8

Material: polyamide 6
Colour: black
Operating temperatures: -20 to +70°C
Flame resistance: V2 UL94

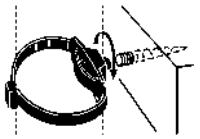



type	article number	dimensions (mm) ØA	B	C	D	E	for cable ties max. width mm	fixing by screw Ø mm	
CH-S	0127 0038 010	5,6	5,5	9	8,5	22	4,7	5,6	50
CH-S8	0127 0039 010	5,3	9	10	15	34	9	5,3	50

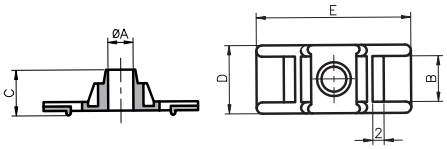

Double tie base CH-936

Material:	polyamide 6 (PA6)	polyamide 12 (PA12)
Colour:	black	black
Operating temperatures:	-20 to +70°C	-40 to +60°C
Flame resistance:	V2 UL94	HB UL94



type	article number	material	for cable ties max. width mm	
CH-936-6	0189 0516 010	PA 6	2 x 9	100
CH-936-12	0189 0515 010	PA 12	2 x 9	100
CH-V	0127 0048 010	PA 6	2 x 9	50
CH-W	0127 0047 010	PA 6	1x 25 + 1x 9	50

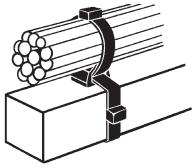

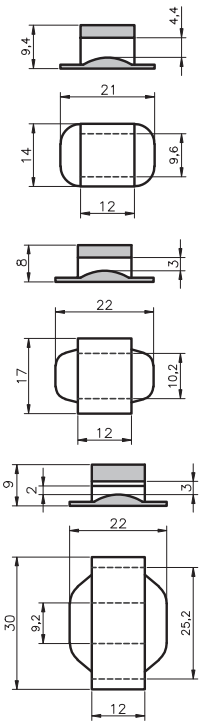

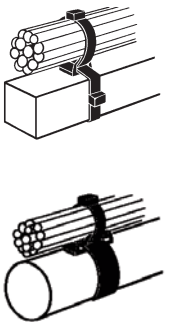

Wall plug CH-C8

Material: polyamide 12
Colour: black
Operating temperatures: -40 to +60°C
Flame resistance: HB UL94

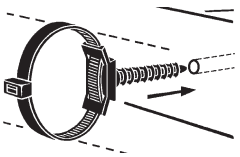

type	article number	for cable ties max. width mm	Ø boring mm	
CH-C8	0127 0045 010	9	7	50

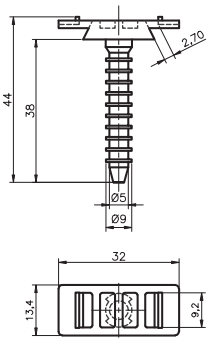



Accessories

for SES-QUICK cable ties

Cable support CH-F

Material: polyacetal - polyoxymethylene (POM)
Colour: green
Operating temperatures: -20 to +100°C
Flame resistance: HB UL94





type	article number	dimensions (mm) ØA	B	C	D	E	F	for cable ties max. width mm	
CH-F17	0127 0034 003	17	24	31	3,2	15	4,2	4,8	25
CH-F33	0127 0035 003	33	41,4	57	3,5	17,5	5,2	4,8	25

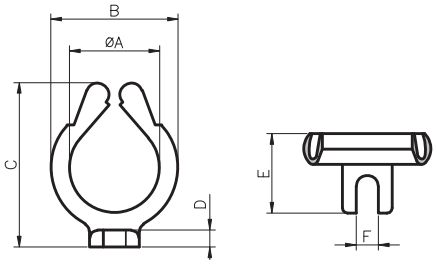

Cable tie base CH-J

Material: polyamide 6.6
Colour: black
Operating temperatures: -40 to +85°C
Flame resistance: V2 UL94

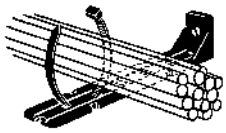



type	article number	for cable ties max. width mm	
CH-J	0127 0032 010	4,8	25

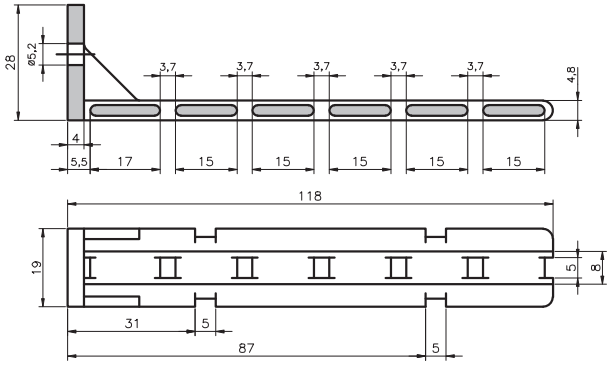

Anchoring collar CH-B

Material: polyamide 12
Colour: black
Operating temperatures: -40 to +60°C
Flame resistance: HB UL94

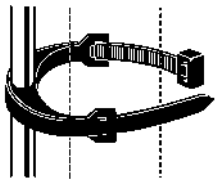



type	article number	dimensions (mm) ØA	B	for cable ties max. width mm	
CH-B5	0127 0042 010	<5	4,5	7,6	50
CH-B7	0127 0043 010	6-7	6	7,6	50

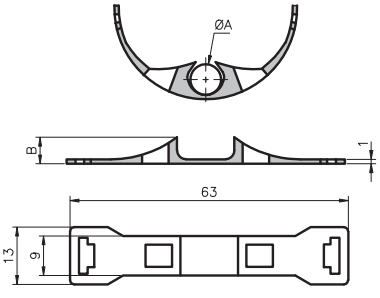

C15

Cable ties for installations











SES-SM cable ties for installations
external serrations

SES-SM

HF RoHS

	SM6	SM66+	SM12
Material:	Polyamide 6	Polyamide 6.6 modified	Polyamide 12
Colours:	black	black	black
Temperatures of use:	-20 to +70°C +120°C short time	-40 to +70°C +120°C short time	-40 to +60°C +120°C short time
Specifications:	good resistance against U.V. V2 UL94	protected against U.V. HB UL94	protected against U.V. conform to norm NFC20540 HB UL94
Application:	For indoor use	For indoor and outdoor use	For indoor and outdoor use

type	article number	dimensions length x width mm	maximum bundle Ø mm	tensile strenght mini. daN	
Cable ties for installations SM6 (in bags)					
SM6-183/60 BK-C*	0189 0050 010	183 x 6	43	30	100
SM6-183/90 BK-C*	0189 0060 010	183 x 9	41	40	100
SM6-265/90 BK-C	0189 0070 010	265 x 9	63	51	100
SM6-355/90 BK-C	0189 0080 010	355 x 9	90	51	100
Cable ties for installations SM66+ (in boxes)					
SM66+ 183/90 BK-C*	0189 0201 010	183 x 9	41	40	100
SM66+ 265/90 BK-C	0189 0202 010	265 x 9	63	51	100
SM66+ 355/90 BK-C	0189 0203 010	355 x 9	90	51	100
Cable ties for installations SM12 (in boxes)					
SM12-183/60 BK-C*	0189 0105 010	183 x 6	43	30	100
SM12-130/90 BK-C*	0189 0165 010	130 x 9	25	40	100
SM12-183/90 BK-C*	0189 0115 010	183 x 9	41	40	100
SM12-265/90 BK-C	0189 0125 010	265 x 9	63	51	100
SM12-355/90 BK-C	0189 0135 010	355 x 9	90	51	100
SM12-550/90 BK-C	0189 0145 010	550 x 9	150	55	100
SM12-780/90 BK-C	0189 0155 010	780 x 9	225	55	100



* Cable tie with “simple head”.

SES-SC cable ties for cable trays

SES-SC

Material: polyamide 6.6 HT, UV stabilized
Colour: black
Temperatures of use: -40 to +105°C
Flame resistance: V2 UL94

Applications : system for attachment through the wall, with a blanking head which covers hole both inside and outside of the chassis (designed specifically for the automotive industry).

Dome head to facilitate the passage of the cables in the chassis.



type	artide number	dimensions length x width mm	head Ø mm	maximum bundle Ø mm	tensile strenght mini. daN	
300/61 SC BK-C	0186 0471 010	280 x 6	25	80	30	100



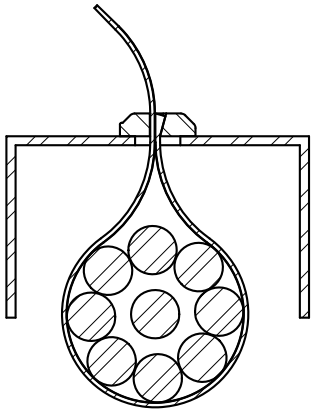

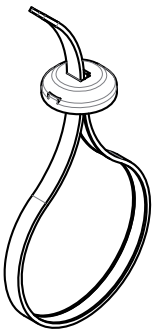



• Wall plug



The tie bases with wall plug in polyamide, black colour, are designed to be used with our cable ties for installation series SM width 9 mm. It is recommended to use the tie bases in PA6 for an interior use and the tie bases in PA12 for an external use.

type	article number	material	cable ties section max.	Ø bore mm	bore depth mm	
Mounting with tool						
CH-934- 6	0189 0526 010	PA 6	2,4 x 10	8	41	100
CH-934-12	0189 0525 010	PA12	2,4 x 10	8	41	100
CH-944- 6	0189 0540 010	PA 6	2,5 x 10	8	38	100
CH-944-12	0189 0530 010	PA12	2,5 x 10	8	38	100

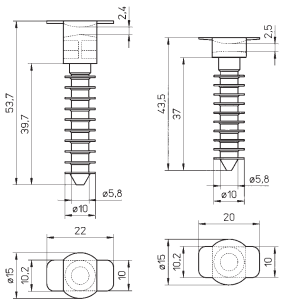

CH-934 CH-944



type	article number	material	cable ties section max.	Ø bore mm	bore depth mm	
Manual mounting						
CH-937- 6	0189 0541 010	PA 6	2,4 x 10	8	40	100
CH-937-12	0189 0542 010	PA12	2,4 x 10	8	40	100
CH-947- 6	0189 0543 010	PA 6	2,5 x 10	8	40	100
CH-947-12	0189 0544 010	PA12	2,5 x 10	8	40	100

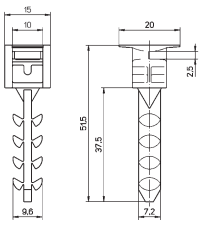

CH-937





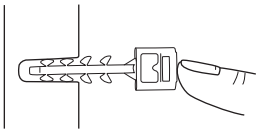

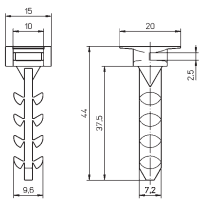

CH-947



• CH-935 wall plug with cradle in black PA 6 and PA 12

in black PA 6			
CH-935-6	0189 0536 010	wall plug in Vé for ties of max. section 3 x 9,6 mm fixing by screw TF 5 mm	100
in black PA 12			
CH-935-12	0189 0535 010		100

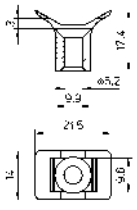



• CH-936 double wall plug in black PA 6 and PA 12

in black PA 6			
CH-936-6	0189 0516 010	double wall plug for 2 ties of max. passing section 4,4 x 9,6 mm	100
in black PA 12			
CH-936-12	0189 0515 010		100

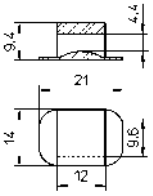



C16

Cables tie tools for SES cable ties











Cable tie tools
for cable ties SES-QUICK

F-50

Handle: plastic
Length: 170 mm
Width: 70 mm
Weight: 60 g

Application: simple cable tie tool, without dynamometric cutting device for cable ties up to 4,8 mm width.

< 4,8 mm



type	article number	
F-50	0686 0800 000	1

F-200

Handle: plastic
Tensile strength: 4 to 11 daN (4 tensile strengths)
Length: 160 mm
Width: 130 mm
Weight: 200 g

Application: adjustable dynamometric tool for cable ties up to 4,8 mm width. When cables are bundled at the required strength, the excess tie tail is automatically cropped.

< 4,8 mm



type	article number	
F-200	0686 0750 000	1

F-301

Handle: plastic
Tensile strength: 4 to 11 daN (8 tensile strengths)
Length: 170 mm
Width: 130 mm
Weight: 270 g

Application: comfortable and ergonomic adjustable dynamometric tool for SES-QUICK cable ties up to 4,8 mm width. When cables are bundled at the required strength, the excess tie tail is automatically cropped.

< 4,8 mm



type	article number	
F-301	0686 0551 000	1

F-350

Handle: metallic
Tensile strength: 1 to 9 daN (4 tensile strengths)
Length: 160 mm
Width: 130 mm
Weight: 300 g

Application: adjustable dynamometric tool for SES-QUICK cable ties up to 4,8 mm width. When cables are bundled at the required strength, the excess tie tail is automatically cropped.

< 4,8 mm



type	article number	
F-350	0686 0550 000	1

Cable tie tools
for lashing ties SES-SM

F-90

Handle: metallic
Length: 190 mm
Width: 100 mm
Weight: 300 g

Application: tool without dynamometric device for lashing ties SM, SE and SL from 7,6 to 9 mm width. When cables are bundled to the required strength, press on the small handle to cut off the excess tie tail.

7,6 ... 9 mm



type	artide number	
F-90	0686 0600 000	1

F-95

Handle: metallic
Length: 200 mm
Width: 90 mm
Weight: 320 g
Clamping range: 2,5 to 10daN

Application: tool with dynamometric device for lashing ties SM, SE, SL and LT from 7,6 to 13 mm width. When cables are bundled, the excess tie tail is automatically cropped.

7,6 ... 13 mm



type	artide number	
F-95	0686 0610 000	1

D

Tools, terminals and heat guns











D1 - Sleeve expanders



D1/1
Sleeve expanders ***SES® KP and KY***

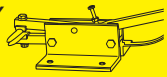

D1/2
Sleeve expanders ***SES® KN and KNS*** *ench mounted sleeve expanders* ***SES-H and SES-X***



D1/3
SES® bench mounted sleeve expanders

D2 - Manual wire strippers

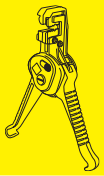

D2/1
SES® automatic ***stripping pliers*** *and precision tools*



D2/2 *Stripping tools with self* ***adjusting blades***



D2/4
Universal ***stripping tools***

D3 - Manual dismantling tools

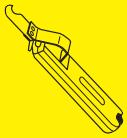

D3/1
Stripping tools



D3/1
SES-KABIFIX *stripping tools*

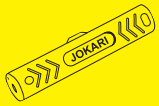

D3/2
Tools ***for special cables***

D4 - Scissors and cutting tools



D4/1
Cutting tools - electrician *and universal shears*



D4/2
Cutting tools for copper and aluminium *conductors*



D4/3
Cutting tools for steel and copper cables

D5 - Crimping tools



D5/1
Simple crimping tools



D5/2
Ratchet crimping tools

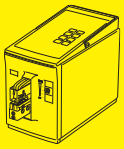

D5/3
Pneumatically *controlled* ***crimping tools***

D6 - Connectors and terminals



D6/1
Pre-insulated *terminals, ring and spade*



D6/2
Uninsulated *terminals, ring and spade in tinned copper*

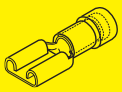

D6/3
Pre-insulated *male and female terminals*

D7 - Heat guns

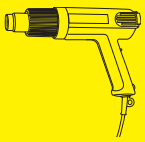

D7/1
Heat guns

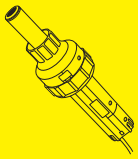

D7/2
Heat gun for professional use



New

D7/3
Heat gun for professional use - high performance

D9 - Soldering equipment



D9/4
Tin *soldering wire*

D10 - Desoldering equipment



D10/1
Desoldering tools



D10/2
Unsoldering braiding

GROUP D: Tools, terminals and heat guns



D2/5
Simple stripping tools

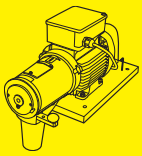

D2/7
Stripping machine Type ***FA-406***



D2/7
Stripping machine Typ ***CS-60***



D3/3
Jacket strippers for large cables



D3/4
Slitting scissors and slitting scissors



D4/4
Cutting tools for steel cables, with reduction system



D4/5
Tools for electronics

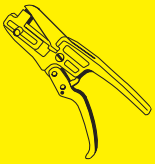

D4/6
Special cutting tools

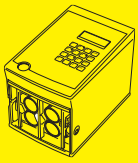

D4/7
Cross cutting machine
GLW LC100



D5/5
Crimping tools *for terminals*

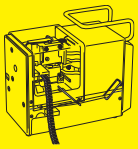

D5/6
Pneumatically *controlled* ***crimping*** *for insulated and uninsulated terminals*

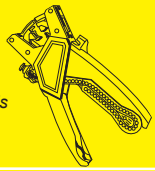

D5/6
JOKARI QUADRO *universal tool for cutting, stripping, twisting, crimping*



D6/4
Bandoliered insulated bootlace ferrules



D6/5
End sleeves



D6/6
MISCHKE *eyelets in natural brass*



D7/4
IRODA Flameless Heat Gun with Piezo electronic



D7/10
Hot air gun and deflector

D1

Sleeve expanders











The HELAVIA® and SILAVIA sleeve and sleeve expander system was introduced by Sterling many years ago. SES-STERLING is very experienced in this technology as it was the first Company to develop such a revolutionary process in France.

The SES® sleeving process has often been copied, but never equalled. SES-STERLING is a specialist in this process and is always willing to give helpful advice to its customers.

Sleeve expanders of the new generation have been designed with an esthetics in mind and the need for comfort. Special care has been given to ergonomics both by shape and composition and by using modern materials and surface treatment.

A great deal of research and development time has produced comfortable, light and long-lasting sleeve expanders for universal use.

With its many years of experience, SES-STERLING has developed a functional, high-grade product that will satisfy the most discerning user.

Selecting the correct sleeve expanders to appropriate HELAVIA®and SILAVIA sleeves

Type	Article number / Length sleeves	A0 20	A1 20	A1bis 20	A1K 25	A2 25	A2K 30	A3 25	A4 30	A5 35	A8 50	A9 50	A10 50	Prongs Number	Prongs Length
KNS	0410 0021 000	■	■	■	■									2	23
KN	0410 0020 000		■	■	■	■								3	23
KP1	0410 0133 000	■	■	■										3	23
KP2	0410 0134 000		■	■	■	■	■	■						3	30
KP3	0410 0135 000					■	■	■	■	■				3	40
KP4	0410 0145 000									■	■	■	■	3	56
KY1	0410 0136 000	■	■	■										3	23
KY2	0410 0137 000		■	■	■	■	■	■						3	30
KY3	0410 0138 000					■	■	■	■	■				3	40
KY4	0410 0139 000									■	■	■	■	3	56
H n°1	0416 0101 000					■	■							2	32
H n°2	0416 0102 000						■	■						2	42
H n°3	0416 0103 000							■	■					2	44
H n°4	0416 0104 000								■	■				2	54
X-1	0416 0005 000									■	■	■		3	50
X-2	0416 0006 000											■	■	3	70

SES sleeve expanders series KP

Ultra lightweight in PLIO®-Carbox

for SES binding

KP

These sleeve expanders are ideal for use with original HELAVIA® and SILAVIA sleeves.

• SES-KP 1 sleeve expander (up to 4,5 mm Ø max.)

for sleeves A0 - A1 - A1bis

- PLIO-Carbox pressure casting
- colour black
- Ergonomic shape
- Forged, treated and polished prongs
- Solid construction
- Comfortable handle
- Ultra lightweight
- After sales service
- Replacement tools



type	article number	prongs number	prongs length mm	sleeve expander length x width mm	weight g	
KP1	0410 0133 000	3	23	140x125	119	1

• SES-KP 2 sleeve expander (up to 9 mm Ø max.)

for sleeves A1 - A1bis - A1K - A2 - A2K - A3

Same specifications as type KP 1 but with stronger prongs for HELAVIA® or SILAVIA sleeves A1 to A3.



type	article number	prongs number	prongs length mm	sleeve expander length x width mm	weight g	
KP2	0410 0134 000	3	30	140x125	120	1

• SES-KP 3 sleeve expander (up to 15 mm Ø max.)

for sleeves A2 - A2K - A3 - A4 - A5

Same specifications as type KP 1 but with stronger prongs for HELAVIA® or SILAVIA sleeves A2 to A5 (up to Ø 15 mm).



type	article number	prongs number	prongs length mm	sleeve expander length x width mm	weight g	
KP3	0410 0135 000	3	40	140x125	123	1

SES sleeve expanders series KP
for SES binding for Ø up to 28 mm

KP

These sleeve expanders are ideal for use with original HELAVIA® and SILAVIA sleeves.

• SES-KP 4 sleeve expander (up to 28 mm Ø max.)
for sleeves A5 - A8 - A9 - A10

- PLIO-Carbox pressure casting
- Suitable for female operators.
- Ergonomic shape
- Forged, treated and polished prongs
- black
- Solid construction
- Comfortable handle
- Ultra lightweight
- After sales service
- Replacement tools



Same specifications as types KP 1 to KP 3 but with a stronger body for HELAVIA or SILAVIA sleeves up to 28 mm Ø.

type	article number	prongs number	prongs length mm	sleeve expander length x width mm	weight g	
KP4	0410 0145 000	3	56	150x145	149	1

Box available with a European suspension hole.

Lubricant for HELAVIA® and SILAVIA sleeves

LUB2

HF RoHS

This product allows easier application of our sleeves type A5 to A 10 when used with SES sleeve expanders.



The LUB 2 lubricant is supplied in a can of 3 dl with a brush in the cap.

This characteristic allows the minimum quantity of lubricant necessary to apply sleeves easily from the expander prongs.

LUB 2 is a special product designed by SES-STERLING which does not affect Neoprene elastomers.

It is an odourless, tasteless, vaseline oil-based product that can be used in the proximity of foodstuffs and is not toxic.

type	article number	
LUB 2	0707 0001 000	can of 2,5 dll with brush

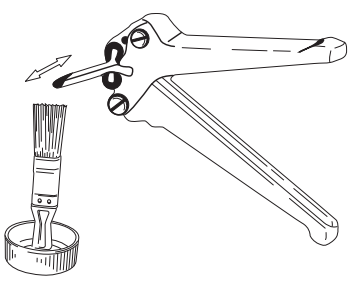

SES sleeve expanders
for SES binding
Ultra lightweight in PLIO®-Carbox

These sleeve expanders are ideal for use with original HELAVIA® and SILAVIA sleeves.

• SES-KY 1 sleeve expander (up to 4,5 mm Ø max.)
for sleeves A0 - A1 - A1bis

- Forged, treated and polished prongs
- Replacement by a factory reconditioned tool
- Ultra lightweight
- After sales service



type	article number	prongs number	prongs length mm	sleeve expander length x width mm	weight g	
KY1	0410 0136 000	3	23	195x115	162	1

• SES-KY 2 sleeve expander (up to 9 mm Ø max.)
for sleeves A1 - A1bis - A1K - A2 - A2K - A3

- Forged, treated and polished prongs
- Replacement by a factory reconditioned tool
- Ultra lightweight
- After sales service



type	article number	prongs number	prongs length mm	sleeve expander length x width mm	weight g	
KY2	0410 0137 000	3	30	195x115	163	1

• SES-KY 3 sleeve expander (up to 15 mm Ø max.)
for sleeves A2 - A2K - A3 - A4 - A5

- Forged, treated and polished prongs
- Replacement by a factory reconditioned tool
- Ultra lightweight
- After sales service



type	article number	prongs number	prongs length mm	sleeve expander length x width mm	weight g	
KY3	0410 0138 000	3	40	195x115	167	1

• SES-KY 4 sleeve expander (up to 28 mm Ø max.)
for sleeves A5 - A8 - A9 - A10

- Forged, treated and polished prongs
- Replacement by a factory reconditioned tool
- Ultra lightweight
- After sales service



type	article number	prongs number	prongs length mm	sleeve expander length x width mm	weight g	
KY4	0410 0139 000	3	56	195x115	178	1

Box available with a European suspension hole.

SES sleeve expanders hand and bench mounted

• SES-KN and SES-KNS sleeve expander in Polyamide
for sleeves A0 - A1 - A1bis - A1K - A2

type	artide number	prongs number	sleve expander lenght mm	HxW mm	weight g	
Sleeve expander with 3 prongs for sleeves A1 - A1bis - A1K - A2						
KN	0410 0020 000	3	23	190x100	90	1
Sleeve expander with 2 prongs for sleeves A0, A1, A1bis, A1K						
KNS	0410 0021 000	2	23	190x100	90	1



KN
with 3 prongs



KNS
with 2 prongs



Prongs H



Tool H

• SES-H bench mounted sleeving tool with foot pedal,
for sleeves A2 - A2K - A3 - A4 - A5

type	artide number	prongs number	HxW mm	tool LxWxH mm	weight g	
TOOL H*	0416 0001 000			370x130x130	1920	1
Prong H n° 1	0416 0101 000	2	32x3,5	for sleeves A2, A2k		1 Set
Prong H n° 2	0416 0102 000	2	42x6,5	for sleeves A2k, A3		1 Set
Prong H n° 3	0416 0103 000	2	44x9,5	for sleeves A3, A4		1 Set
Prong H n° 4	0416 0104 000	2	54x13,5	for sleeves A4, A5		1 Set

*** tool without prongs (ordered separately)**



Foot pedal H

• SES-X bench mounted sleeve expander with hand operated lever
for sleeves A5 - A8 - A9 - A10

type	artide number	prongs number	HxW mm	tool LxWxH mm	weight g	
tool for sleeves A5 to A9						
X-1	0416 0005 000	3	50	490x185x225	3300	1
tool for sleeves A9 to A10						
X-2	0416 0006 000	3	70	490x185x225	3300	1



Tool X

SES bench mounted sleeve expanders
for KP tool

SES mechanically controlled adaptor

Base / handle receptable support: anodized aluminium blue

Composition:
- base with 4 M5 screws.
- handle receptacle.
- pedal with chain.

Characteristics:
- **mechanical devices actioned by pedal.**
- for work **in small and medium series.**
- ideal for **permanent work stations.**
- **less effort** (female operatives).



type	article number	weight (g)	dimensions (mm)	
Mechanical sleeve expander for tool KP1, KP2, KP3 (delivered without tool)	0410 0150 000	720	250x80x200	1
Mechanical sleeve expander for tool KP4 (delivered without tool)	0410 0151 000	770	210x120x180	1
Adaptation kit for work with KP1, KP2, KP3 tools and also KP4	0410 0162 000	150	-	1

SES pneumatically controlled adaptor

Base / handle receptable support: anodized aluminium blue

Operating pressure: 6 bars

Composition:
- base with 4 M5 screws.
- regulating filter unit.
- transparent carter.

Characteristics:
- **pneumatic devices actioned by pedal.**
- for work **big series.**
- ideal for **permanent work stations.**
- **less effort** (female operatives).



type	article number	weight (g)	dimensions (mm)	
Pneumatic sleeve expander for tool KP1, KP2, KP3 (delivered without tool)	0410 0160 000	4000	270x160x480	1
Pneumatic sleeve expander for tool KP4 (delivered without tool)	0410 0161 000	4000	270x160x480	1
Adaptation kit for work with KP1, KP2, KP3 tools and also KP4	0410 0163 000	210	-	1

D2

Manual wire strippers and stripping machine











SES-STERLING manufactures and markets a very important range of manual stripping tools.

Building on the excellent reputation of the 4010 tool developed by **SES-STERLING**, we have designed new tools with other companies.

Our aims have always been to listen and strive to meet the special requirements of our customers, our product range has therefore grown with the passing years and now, it can solve most problems.

For clarity, the tools are listed per type as follows:

D2/1 - **automatic stripping and precision tools** designed specifically for flexible and rigid conductors. These allow stripping without leaving fraying strands or causing injury to the operator.

D2/2 - **stripping tools with adjustable blades** according to conductor shape and dimensions. These are more or less universal tools with the consequent advantages and disadvantages.

D2/4 - **universal stripping tools** rapid and precise

D2/5 - **simple stripping tools** for general use.

D2/6 - **special stripping tools** adapted to specific problems.

D2/7 - **electrically and pneumatically driven stripping machines**, for small, medium-sized and large mass production use.

Our technical services personnel will be glad to advise and help resolve any stripping problem. You only need to send us samples and give us as much technical information as possible as to your problem, we can then suggest the best solutions.

On each page of our catalogue, we give as many details of our tools as we can in order to help you to choose the most suitable tool or machine.

SES-STERLING offers you its after sales service by replacing a worn tool for a factory reconditioned model, plus a speedy delivery of spare parts, and a competent repairing service.

SES-6010

Material:	PLIO-Carbox black
Material blades:	special tool steel
Sections:	**0,15 to 6 mm²**
Weight:	200 g
Length:	180 mm



The SES-6010 automatic stripping tool allows the stripping of rigid and flexible conductors and is especially used for a partial stripping of flexible conductors. It is distinguished by:

- a special device that allows **a total or a partial stripping**.
- blades adapted for cables with **sections from 0,15 to 6 mm²**.
- a **better handiness**: thanks to its lightness and its flexibility in use, it is well adapted to precise and delicate work.
- an unlosable thrust (to be ordered separately).

type	tool with blade art. no.		spare blade art. no.		diameter mm	section mm²
Ex.: 6010-U: tool SES-6010 equipped with U blade					◉	⁘
6010-U*	0402 0024 000	1	0402 0050 000	1	1-1,2-1,4-1,8-2,3-3,2	0,5-0,75-1-1,5-2,5-4-6
6010-V*	0402 0025 000	1	0402 0051 000	1	0,5-0,6-0,7-0,8-1-1,2-1,4-1,8-2,3	0,15-0,22-0,35-0,5-0,75-1-1,5-2,5

The SES-6010 can be delivered with the same blades as the SES-4010 tool, except for blades B and Y.

6010-S	0402 0001 000	1	0401 0028 000	1	2,3-2,8-3,4	2,5-4-6
6010-E	0402 0002 000	1	0401 0128 000	1	0,8-1-1,2-1,4-1,8-2,3-2,8	0,35-0,5-0,75-1-1,5-2,5-4
6010-L	0402 0003 000	1	0401 0228 000	1	0,5-0,6-0,7-0,8-1-1,2-1,4	0,15-0,22-0,35-0,5-0,75-1
6010-F	0402 0006 000	1	0401 0428 000	1	1,4	1,5-0,75x8
6010-C	0402 0007 000	1	0401 0528 000	1	2,8	4-0,5x8
6010-T	0402 0008 000	1	0401 0628 000	1	1,4-1,8-2,8-3,4	1,5-2,5-4-6
6010-P	0402 0009 000	1	0401 0728 000	1	0,8-1-1,2-1,4-1,8	0,5-0,75-1-1,5
6010-Z	0402 0020 000	1	0401 0220 000	1	1-1,2-1,8-3,2	1-2,5-6
6010-K	0402 0021 000	1	0401 0222 000	1	1-1,2-1,8-2,8-3,2-3,4	1-1,5-2,5-4-6
6010-H	0402 0023 000	1	0401 0929 000	1	0,7-0,8-1-1,2-1,4-1,8-2,3-2,8	0,5-0,75-1-2,5-4-6

* popular model



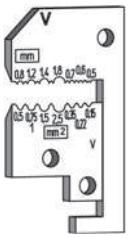

Fixed stop (to be ordered separately)	0402 0100 000	1



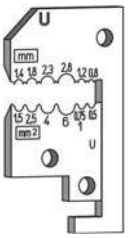

Note: partial stripping for flexible conductors

- avoids the fraying of the filaments,
- allows to twist the filaments with the removal of the insulator section,
- facilitates the recovery of the the insulator section.

SES automatic stripping pliers
of precision

SES-4010

STANDARD

Material:	Zamak (zinc alloy) PVC insulated handles
Material blades:	special tool steel
Sections:	**0,15 to 10 mm²**
Weight:	360 g
Length:	180 mm



- For a precision work, with blades adapted to each size of cable.
- Ergonomic insulated handles promotes the clamp.
- The fixing system of the blades allows quick replacement of the blades.
- Flexible stripped cables stay round, ideal for the mounting of terminals or end sleeves.

type	tool with blade art. no.		spare blade art. no.		diameter mm	section mm²
ex: 4010-E: tool SES-4010 fitted with blade E						
4010-E*	0401 0002 000	1	0401 0128 000	1	0,8 - 1 - 1,2 - 1,4 - 1,8 - 2,3 - 2,8	0,35 - 0,5 - 0,75 - 1 - 1,5 - 2,5 - 4
4010-L	0401 0003 000	1	0401 0228 000	1	0,5-0,6-0,7-0,8-1-1,2-1,4	0,15-0,22-0,35-0,5-0,75-1
4010-R	0401 0005 000	1	0401 0928 000	1	0,5-0,6-0,7-0,8-1-1,2-1,4-1,8-2,3	0,15-0,22-0,35-0,5-0,75-1-1,5-2,5
4010-P	0401 0009 000	1	0401 0728 000	1	0,8-1-1,2-1,4-1,8	0,5-0,75-1-1,5
4010-T	0401 0008 000	1	0401 0628 000	1	1,4-1,8-2,8-3,4	1,5-2,5-4-6
4010-S	0401 0001 000	1	0401 0028 000	1	2,3-2,8-3,4	2,5-4-6
4010-F	0401 0006 000	1	0401 0428 000	1	1,4	1,5-0,75x8
4010-C	0401 0007 000	1	0401 0528 000	1	2,8	4-0,5x8
4010-Z	0401 0120 000	1	0401 0220 000	1	1-1,2-1,8-3,2	1-2,5-6
4010-Y	0401 0121 000	1	0401 0221 000	1	1-1,2-3,2-4,7	1-6
4010-H	0401 0129 000	1	0401 0929 000	1	0,7-0,8-1-1,2-1,4-1,8-2,3-2,8	0,5-0,75-1-2,5-4-6
4010-K	0401 0122 000	1	0401 0222 000	1	1-1,2-1,8-2,8-3,2-3,4	1-1,5-2,5-4-6
4010-B	0401 0123 000	1	0401 0223 000	1	1,8-2,3-3,2-4	2,5-4-6-10
4010-US	0401 0124 000	1	0401 0224 000	1	1 - 1,2 - 1,4 - 1,8 - 2,3 - 3,2	0,75 - 1 - 1,5 - 2,5 - 4 - 6

* popular model



Fixed stop
(to be ordered separately) 0402 0100 000 1



Special blades can be manufactured to strip wire sizes not covered by standard blades.

Please state number and diameters of cutting sections per blade (minimum cross section 0,75 mm²)

SES-4011

FLAT CABLE

Material:	Zamak zinc alloy white PVC insulated handles
Material blades:	special tool steel
Sections:	**flat cables: 2x 0,5 to 2x 1 mm²** **round cables: 1,5 mm²**
Weight:	360 g
Length:	180 mm



Same specifications as type SES-4010. The tool SES-4011 allows simultaneous stripping and length parting of a flat twin-conductor.

type	tool with blade article number		spare blade	
SES-4011	0401 0031 000	1	0401 0032 000	1

SES-5012 photovoltaic

PHOTOVOLTAIC

Material:	Zamak zinc alloy white PVC insulated handles
Material blades:	special tool steel
Sections:	**1,5 - 2,5 - 4 - 6 mm²**
Weight:	360 g
Length:	180 mm



Same specifications as type SES-4010. The special photovoltaic stripping tool SES-5012 allows the stripping of specific cables with thick insulation with section from 1,5 to 6 mm², used in photovoltaic systems.

It has jaws designed for good retention of the insulation without scoring.

The new ergonomic handles provide a good grip and a comfortable working while limiting the effort of the user.

type	tool with blade article number	
SES-5012	0414 0180 000	1

SES automatic stripping pliers
of precision

SES

SES-5011

for thin isulation (PTFE/TEFLON)

Material:	Zamak zinc alloy white PVC insulated handles
Material blades:	special tool steel
Sections:	**30 to 10 AWG**
Weight:	360 g
Length:	180 mm

TEFLON

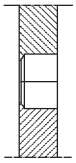

Profile of section



Same specifications as tool SES-4010. The tool SES-5011 has been developped to strip PTFE (TEFLON) and simular insulations.

This tools allows a perfect stripping because:

- of its high precision blades that center the cable without damaging it.
- of its serrated gripping jaws, sparing the insulating.

type	tool with blade art. no.		spare blade art. no.		AWG
5011-30	0414 0101 000	1	0414 0111 000	1	30 - 28 - 26
5011-26	0414 0102 000	1	0414 0112 000	1	26 - 24 - 22 - 20 - 18 -16
5011-14	0414 0103 000	1	0414 0113 000	1	14 - 12 - 10



SES-DK

for polyamide insulation (KAPTON)

Material:	Zamak zinc alloy white handles insulated
Material blades:	special tool steel
Sections:	**26 to 10 AWG**
Weight:	360 g
Length:	180 mm

KAPTON

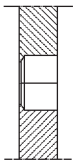

Profile of section



Same specification as tool SES-5011. The tool SES-DK has blades adapted to dimensions of KAPTON insulated wires.

type	tool with blade art. no.		spare blade art. no.		AWG
DK-26	0414 0106 000	1	0414 0116 000	1	26 - 24 - 22
DK-20	0414 0105 000	1	0414 0115 000	1	20 - 18 -16
DK-14	0414 0104 000	1	0414 0114 000	1	14 - 12 - 10



The quality and accuracy of the automatic stripping of PTFE insulation (or Kapton) are very strongly linked to the dimensions of the cables (diameters, thicknesses, tolerances). Thus, for each standard, including its various editions, and/or manufacturer, it is necessary to adapt the geometry of the knives. We therefore ask you to send us your existing wire or cable samples to check this geometry. We ship knives referenced to supplied samples cables. No guarantee can be given when using with wires or cables samples from the one provided.

SES stripping tools
with self-adjusting blades

DURO-STRIPAX

Material: polyamide
Stripping section: 0,03 to 0,9 mm²
Stripping length: 7 mm maxi.
Cutting section: 1 mm² maxi.
Weight: 92 g
Application: self adjusting blades for flexible PVC insulated wires



type	article number	stripping section (mm²)	AWG		type	article number	colours	
Tool DURO-STRIPAX					**Spare blade DURO**			
DURO-STRIPAX 32	0595 0003 000	0,03 → 0,05	32 - 30	1	**DURO 32**	0595 0080 000	yellow	1
DURO-STRIPAX 28	0595 0004 000	0,06 → 0,12	28 - 26	1	**DURO 28**	0595 0081 000	red	1
DURO-STRIPAX 24	0595 0005 000	0,13 → 0,2	24 - 22	1	**DURO 24**	0595 0082 000	green	1
DURO-STRIPAX 22	0595 0006 000	0,21 → 0,52	20	1	**DURO 22**	0595 0083 000	blue	1
DURO-STRIPAX 18	0595 0007 000	0,53 → 0,9	18	1	**DURO 18**	0595 0084 000	black	1

MINI-STRIPAX

Material: polyamide
Stripping section: 0,08 to 1 mm²
Stripping length: 7 mm maxi.
Cutting section: 1 mm² maxi.
Weight: 95 g
Application: self adjusting blades for flexible PVC insulated wires or flat cables 5 mm maxi.



type	article number	stripping section (mm²)	AWG	
MINI-STRIPAX	0595 0002 000	0,08 → 1	28 - 17	1

SES-JOKARI SUPER 4 Plus

Material: glass-reinforced polyamide
Stripping section: 0,2 to 6 mm²
Stripping length: 15 mm maxi.
Cutting section: 2,5 mm² maxi.
Weight: 90 g
Application: self adjusting blades for flexible and rigid wire.



type	article number	stripping section (mm²)	
JOKARI SUPER 4	0541 0030 000	0,2 → 6	1

SES stripping tools
with self-adjusting blades

SES-STRIPAX

Material: polyamide
Stripping section: 0,08 to 6 mm²
Stripping length: 18 mm maxi.
Cutting section: 4 mm² maxi.
Weight: 130 g
Application: self adjusting blades for flexible and rigid wire, round or flat, mono or multi-conductor.



type	article number	stripping section (mm²)		type	article number	
STRIPAX	0595 0001 000	0,08 → 6	1	**Blades STRIPAX**	0595 0051 000	1

SES-2000

Material: polyamide
Stripping section: 0,08 to 6 mm²
Stripping length: 18 mm maxi.
Cutting section: 6 mm² maxi.
Weight: 200 g
Application: self adjusting blades for flexible and rigid wire, round or flat, mono or multi-conductor.



type	article number	stripping section (mm²)		type	article number	
SES-2000	0595 0030 000	0,08 → 6	1	**Blades SES-2000**	0595 0031 000	1

SES-JOKARI 6-16

Material: glass-reinforced polyamide
Stripping section: 6 to 16 mm²
Stripping length: unlimited (the wire can pass between the arms of the tool)
Cutting section: -
Weight: 120 g
Application: self adjusting blades for flexible wire. Stripping of long lengths.



type	article number	stripping section (mm²)	
SES-JOKARI 6-16	0541 0060 000	6 → 16	1

SES-JOKARI MEPLAT

Stripping length: unlimited (the wire can pass between the arms of the tool)
Cutting section: -
Weight: 120 g
Application: self adjusting blades for flat wire or sheet of 11 mm width maxi.





type	article number	stripping section (mm²)	
SES-JOKARI MEPLAT	0541 0070 000	0,75 → 2,5	1

SES-JOKARI SENSOR MINI

Material: glass-reinforced polyamide
Stripping capacities: 3,2 - 4,4 mm
Stripping length: unlimited
Weight: 126 g
Application: self adjusting blades for flexible cable type «Sensor actuator» (insulation PVC, PUR, TPE-U) shielded or unshielded.



type	art. no.	stripping-Ø mm	
SES-JOKARI SENSOR MINI	0541 0090 000	3,2 → 4,4	1

SES-JOKARI SENSOR SPECIAL

Material: glass-reinforced polyamide
Stripping capacities: 4,4 - 7 mm
Stripping length: unlimited
Weight: 126 g
Application : self adjusting blades for flexible cable type «Sensor actuator» (insulation PVC, PUR, TPE-U) shielded or unshielded.



type	art. no.	stripping-Ø mm	
SES-JOKARI SENSOR SPECIAL	0541 0100 000	4,4 → 7	1

SES-JOKARI HIGH-STRIP

Material: Polyamide
Sections: **0,5 to 4 mm² / 20 to 11 AWG**
Weight: 100 g
Height: 121 mm
Length: 145 mm

DELICATE CABLES



An ergonomic automatic wire stripper for fast and precise stripping of cables with following advantages:

. No damage of the heart of wire.
. The length stop can be adjusted from 5 - 15 mm.
. For work in series, without tiredness.
. Interchangeable spare blade.

Adapted for the stripping of special materials such as rubber, silicone and TPE (thermoplastic rubber) and other insulating.



type	tool with blade article number		spare blade article number		section mm²	AWG*
Jokari High-Strip	0541 0050 000	1	0541 0055 000	1	0,5 → 4	20 → 11

DS-5

Material: chromed steel
Material handles: bi-material
maxi stripping-Ø: **5 mm (10 mm²)**
Weight: 157 g
Length: 160 mm

Specifications: for single-wire conductors, multiwire and fine wires, plastic or rubber insulation.



type	art. no.	stripping-Ø maximum (mm)	
Tool DS - 5	0501 0007 000	5	1



SES-166

Material: treated steel
Material handle: insulated cellulose acetate (CA)
For wire Ø: **0,3 to 5 mm**
Weight: 185 g
Length: 160 mm
Specifications: designed for quick use with maximum safety for the soul of conductors. The cutting system consists of lamellae with independent action that fit the profile of the wire or cable. Easy access to difficult areas, these tools are particularly recommended for wiring work assemblers, electricians, maintenance electricians and installers.



type	art. no.	quantity of lamellae	for wire Ø (mm)	
SES-166/I	0724 0001 000	2 x 11	0,5 → 5	1
SES-166/II	0724 0002 000	2 x 18	0,3 → 1,2	1



2022

Material: treated seal
For wires Ø : **0,6 mm and more**
Weight: 35 g
Length: 130 mm
Specification: stripping tool for varnished wires.
Usability avoiding hand fatigue.



type	art. no.	for wire Ø (mm)	
Tool 2022	0513 0001 000	> 0,6	1
Blade 2022	0513 0002 000	-	1 set

Stripping machine
Type FA-406

Robustly built the universal stripping machine type FA-406 is designed for fast stripping of flexible and rigid cable ends - single core or multicore wires and cables up to 10 mm external diameter.



Technical details:

- Motor 110/220 V 50Hz single phase
- Conform to TÜV and CE
- Manufactured in France
- Weight: 10,7 Kg
- Dimensions of the machine:

Length	440 mm
Width	230 mm
Height	220 mm

Machine output:

- Round cables ext. Ø 1 to 10 mm maxi.
- All types of insulations (see range of stripping blades)
- Stripping length with standard head
  - 2 to 10 mm with short stop
  - 8 to 36 mm with long stop
- Special head for simultaneous stripping and twisting
  - 4 to 10 mm with short stop
  - 8 to 36 mm with long stop

Principle of operation:

The head is provided with 3 blades rotated by the motor. The operator inserts the wire to be stripped then presses the lever. This lever closes the 3 knives in rotation on the wire. The knives notch the insulation and retain the cut part while the wire is withdrawn.

Especially adapted to work in series, the machine can be fixed on a bench.

The stripping is fast, easy and precise. It is done in three points:

- First of all the stripping diameter is regulated thanks to a vernier dial which limits the closing of the blades.

- Then the stripping length is achieved by the lockable micrometer head at the rear of the machine.

- Finally, a third adjustment makes it possible to limit the opening of the blades. It is carried out thanks to the knurled wheel located on the top of the machine.

The stripping operation can be done either manually by a hand lever, or with a foot pedal and chain both connected to the main drive shaft.

For more information, please consult our technical department.

Only sold in France and Germany.

Stripping machine
Type CS 60

Technical details:

Stripping capacity:	0,08-6 mm² / AWG 32-10 (Ø max : 6 mm)
Stripping length:	3-20 mm
Length of the semi-stripping:	2-20 mm (cutting without removal of waste)
Length of introduction into the machine:	15 mm
Cycle time (departure):	0,3 sec.
Blades:	V form
Supply voltage:	230 V
Dimensions (L x W x H):	363 x 141 x 221 mm
Weight:	9,5 kg





Stripping with comfort

The electrical stripping machine is very easy to use.
The values are displayed on a large screen and the clear diagram allows intuitive operation.
Control buttons are conveniently located on the front of the machine.
The short stripping lengths and the well defined work area provide a quick and effortless work.
The clamping force of jaws automatically adjusts the necessary stripping power to prevent too much pressure on sensitive insulation.
The stripping blades are specially built and guarantee a reliable stripping.
A counter controls the quantity of transactions.
The weight and the grip make of the CS60 a portable machine easy to move.



Please consult our technical department for more information.

Only sold in France.

D3

Stripping tools















SES-STERLING offers many tools for regular jacket and sheath cable stripping.

Some of these tools have been developed by our technicians to meet special requirements. If you have any problem in this field, we are always pleased to assist with useful advice.

For ease of reference, we have arranged tools as follows:

D3/1 Standard stripping tools for regular applications.
D3/2 Stripping tools for special cables - fibre optics - coaxial cables.
D3/3 Cutters and slitters.
D3/4 Slitting scissors and scissors for electricians.

SES-JOKARI

Material handle: PA
Material blade: steel, titan-nitride coated
Stripping capacity: Ø **4 to 70 mm** (according to model)

Applications: for stripping all standard round cables. These tools are equipped with a red knurled nut for adjusting the cutting depth. The cutting blades are specially coated with Titanium Nitride (TiN) and offer a longer life, faster cutting and slower wear. The user benefits from a secure grip thanks to the non-slip handle. A spare blade is included in the handle.

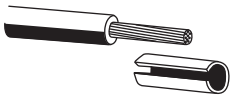

Circular and longitudinal section

type	artide number	capacity Ø mm	length mm	weight g	pces
Kit 7100 syst. 4-70	0534 0051 000	4 → 70	190	129	1
delivered in a case with 5 interchangeable brackets of capacities 4-16 / 8-28 / 27-35 / 35-50 and 50-70 mm.					
SES-JOKARI n°70	0534 0007 000	52 → 65	190	130	1
SES-JOKARI n°50	0534 0004 000	35 → 50	170	110	1
SES-JOKARI n°35	0534 0005 000	28 → 35	155	100	1
SES-JOKARI n°28H with hook-blade to part flat cables	0534 0001 000	8 → 28	170	75	1
SES-JOKARI n°28G with straight blade	0534 0014 000	8 → 28	170	75	1
SES-JOKARI n°27	0534 0008 000	8 → 28	130	70	1
SES-JOKARI n°16	0534 0003 000	4 → 16	130	67	1
SES-JOKARI-Lame	0558 0002 000				1



















SES-JOKARI UNI-PLUS

Material handle: PA
Material blade: steel, titan-nitride coated
Stripping capacity: external Ø **8 to 15 mm**
Weight: 46 g
Length: 130 mm
Applications : pour le dénudage de câbles, SES-JOKARI UNI-PLUS est équipé de 2 lames supplémentaires pour câbles de 1,5 à 2,5 mm². Il est muni d'une butée de longueur modifiable pour une utilisation ambidextre.

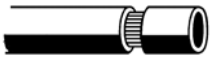

Circular section



type	article number	stripping Ø mm	pces
SES-JOKARI UNI-PLUS	0534 0031 000	8 → 15	1

SES-JOKARI n°12

Material handle: PA
Material blade: steel, titan-nitride coated
Stripping capacity: external Ø **8 to 13 mm**
Weight: 50 g
Length: 124 mm
Applications: SES-JOKARI No. 12 is equipped with a durable and ergonomic pocket clip for stripping in junction boxes.



Circular section



type	article number	stripping Ø mm	pces
SES-JOKARI n°12	0534 0030 000	8 → 13	1

SES-JOKARI SECURA 15

Material handle: PA
Material blade: steel, titan-nitride coated
Stripping capacity: external Ø **8 to 13 mm**
0,2 - 0,3 - 0,8 - 1,5 - 2,5 and 4,0 mm²
Weight: 46,5 g
Length: 124 mm
Applications: SES-JOKARI SECURA 15 is equipped with a retractable knife for stripping cables.

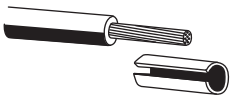

Circular and longitudinal section



type	article number	stripping Ø mm	pces
SES-JOKARI SECURA 15	0534 0016 000	8 → 13	1

SES-STAR-STRIPPER

Material handle: PA
Material blade: steel, titan-nitride coated
Stripping capacity: external Ø **4 to 13 mm**
0,5 to 16 mm²
Weight: 75 g
Length: 135mm
Applications: Universal multi-purpose tool designed for circular and longitudinal cutting without adjustment of the cutting depth. It allows the stripping of coaxial cables in steps from 4 to 8 mm Ø.

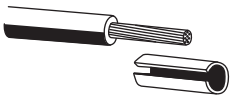

Circular and longitudinal section



type	article number	stripping Ø mm	pces
SES-STAR-STRIPPER	0534 0050 000	4 → 13	1

KABIFIX LK 25

for cables with reinforced insulation

Material handle: PA
Stripping capacity: **Ø 6 to 25 mm**
Weight: 100 g
Applications: Stripping with transversal and longitudinal cut of optical fibre cables, coaxial and waterproof.
Robust tool with a rotating blade a swivel knife.



type	article number	stripping Ø mm	pces
KABIFIX LK 25	0527 0010 000	6 → 25	1
Blade LK 25	0527 0015 000		1

KABIFIX FK 28

for cables in copper

Material handle: PA
Stripping capacity: **Ø 4 to 28 mm**
Weight: 100 g
Applications: Stripping with transversal and longitudinal cut of optical fibre cables, coaxial and waterproof.
Robust tool with a rotating blade a swivel knife.



type	article number	stripping Ø mm	pces
KABIFIX FK 28	0527 0004 000	4 → 28	1
Blade FK 28	0527 0003 000		1

SES stripping tool
for special cables

SES-COAXI N° 1

for coaxial cables

Material blades: titanium nitride treated steel
Material handles: polyamide (PA)
Capacity: **Ø 4,8 to 7,5 mm, RG58 and RG59**
Weight: 22 g
Length: 100 mm
Specifications: Stripping in two quick and easy steps:
1) unsheathing of the outer insulation (side 1) and turn-up shield,
2) stripping the interior insulation (side 2).



type	art. no.	unschieting Ø mm	
SES-COAXI n° 1	0534 0040 000	4,8 → 7,5	1

SES-JOKARI N° 14

for flat cables

Material blades: special treated steel
Material handles: polyamide (PA)
Unsheathing capacity: flat cables maxi. width 12 mm
Stripping capacity: conductor 0.8, 1.5 and 2.5 mm²
Weight: 48,5 g
Length: 124 mm
Specifications: Transversal and longitudinal cut.



type	art. no.	maxi. unschieting width (mm)	
SES-JOKARI n° 14	0534 0010 000	12	1

SES-JOKARI CAT 1

for data cables

Material blades: titanium nitride treated steel
Material handles: polyamide (PA)
Capacity: cables Ø 4,5 to 10 mm
Weight: 22 g
Length: 100 mm
Specifications: for data cable with PVC insulation and foil shield.
Transversal cut.
Stripping in 2 steps: 1) external insulation. 2) strip.



type	art. no.	unschieting Ø mm	
SES-JOKARI CAT 1	0534 0041 000	4,5 → 10	1

SES-JOKARI FIBRE STRIP LC

for optical fibre

Material blades: treated steel
Material handles: polyamide (PA)
Capacity: cables Ø 8,2 mm
Weight: 43 g
Length: 125 mm
Spécifications: optical fibre cable (24x mono-mode). Bi-lateral **longitudinal** section.



type	art. no.	unschieting Ø mm	
SES-JOKARI FIBRE STRIP LC	0534 0042 000	8,2	1

• SES-COSSONAY cutters with guiding shoe

Blade with guiding shoe to cut insulation without damage to the conductors.

- **Handle PA** (polyamide).
- **Hardened steel blade.**

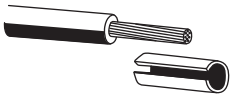

Circular and longitudinal section

type	article number	dimensions length mm	weight g	
SES-COSSONAY	0538 0001 000	150	60	1
SES 98 55	0538 0003 000	180	68	1
for working under voltage up to 1000V.				



• SES-3051 jacket remover with retractable blade

- **lightweight**, retractable blade with **guiding security tip,** to **cut longitudinally** cable insulations of **maximum thickness 3,5 mm.**
- **insulated PA** handle (PA - Polyamide).

EDF APPROVAL : FT-BT dismantling tool no. 536.



Longitudinal section

type	article number	dimensions length mm	weight g	
SES-3051	0419 0001 000	170	90	1
SES-3051 blade	0419 0011 000	Complete set for SES-3051 with blade and support		1



SES slitting scissors
SES scissors for electricians

• SES-2016 slitting scissors with guide blade

Highly-sharpened blade to slip under the outer insulation
Stripping of **PVC or rubber insulated** cables of medium to large sizes.

- Lacquered steel.



type	artide number	dimensions length mm	weight g	
SES-2016	0502 0001 000	175	86	1

• SES-1066 and SES-1915 wire scissors for electricians

SES-1066: notched blade, to cut less resistant insulations and fine copper wires.

SES-1915: general use for wires with rubber or plastic insulation.
- Hardened steel blades.



SES-1066



SES-1915

type	artide number	dimensions length mm	weight g	
SES-1066	0503 0001 000	130	60	1
SES-1915	0503 0003 000	175	90	1

D4

Scissors and cable cutting tools











SES-STERLING is proud to present a wide range of cutting tools for many specific purposes.
Our programme has been developed to meet the requirements of electricians, electronic engineers and motor manufacturers and mechanics.
On the following pages, we organised our tools according to the following criteria:

D4/1 **Electricians shears and scissors** for all light wiring work and for cutting sleeving, insulating tapes and cords.

D4/2 **Shears for copper and aluminium** best for preparation of equipment wire for stripping, crimping etc.

D4/3 **Shears for steel and copper cables** are also recommended for the cutting of very tough cables and steel wire (piano wire).

D4/4 **Gear reduction shears for steel and copper**, less cutting stress due to built in cam increasing opening capacity with special blades.

D4/5 **Cutters and tools for the electronics industry** with mini-shears and end snips for straight or oblique cutting, plus special tools for electronic components.

D4/6 **Special cutting tools** for mini trunking, panel trunking webs and conduits.

D4/7 **Cross cutting machine LC 100**

• SES 1066 - SES 1915 shears for electricians

SES - 1066: notched blade.
- To cut flexible insulated conductors and fine copper wires.
- Long sharp blades with wire-cutter.

SES - 1915: for stripping (rubber and plastic).
- Very sharp blades.

All shears are made of:
- Forged steel.
- Polished blades.
- Varnished handles.





type	article number	length mm	weight g	
SES-1066	0503 0001 000	130	60	1
SES-1915	0503 0003 000	175	90	1

• SES 47 - SES 48 universal shears

- For paper, cardboard, fabrics, string, thin sheet metal, copper wires, leather, plastics, rubber, etc...
- For electrical and D.I.Y. work.

- Notched blades.
- In stainless steel.
- Shock-resistant plastic handles.
- Return spring.
- Locking mechanism on closed position.



type	article number	length mm	weight g	
SES-47	0559 0001 000	145	50	1
SES-48	0559 0002 000	190	130	1



• SES - 49 cable shears for copper and aluminium conductors up to Ø 10 mm

- Blades of special shape for cable cutting.
- Blades in stainless steel.
- Shock resistant plastic handles.
- Return spring.
- Locking mechanism on closed position.
- Cutting capacity: Ø 10 mm (say 4 x 1,5 mm²).
- Concave blade secures cable while cutting.



type	artide number	length mm	weight g	
SES - 49	0559 0003 000	170	110	1

• SES ME - 22 cables shears for copper and aluminium conductors up to 22 mm²

- Blades of special shape for cable cutting.
- Shock-resistant plastic handles.
- Shears in monobloc forged steel.
- Maximum cutting section: 22 mm².
- Concave blades hold cable while cutting.



type	artide number	length mm	weight g	
ME - 22	0518 0106 000	165	160	1

• SES ME - 60 cable shears for copper and aluminium conductors up to 50 mm²

- To cut copper conductors.
- Shear in forged monobloc steel.
- Maximum cutting section: 50 mm².
- Concave blades hold the cable tightly while cutting.
- Plastic handles.



type	artide number	length mm	weight g	
ME - 60	0518 0108 000	235	360	1

• SES KT - 20 for copper and aluminium conductors (70 mm²)

- Cut copper and aluminium cables.
- Insulated handles.
- Security locking mechanism.
- Less manual effort.
- Black forged steel.

type	maximum cutting capacity
Rigid copper	16 mm²
Semi-rigid copper	35 mm²
Flexible copper	70 mm²
Solid cable	4 x 6 mm²
Telephone cable	Ø 20 mm
Semi-rigid aluminium	70 mm²



type	artide number	length mm	weight g	
SES KT - 20 shear	0595 0015 000	215	390	1

• SES - 16 C cable shear for copper and aluminium conductors (Ø 20 mm)

- Blades of high-grade steel.
- Insulated handles.
- Special blade shape:
  Especially designed to cut copper cables of large section.
- Handles made of treated aluminium.
- Lightweight.
- All parts can be replaced.
- Cutting capacity: Copper and Aluminium Ø 20 mm.
- Swiss made.





type	artide number	length mm	weight g	
SES - 16 C shear	0509 0002 000	630	2300	1
Spare blades				
Blades for SES - 16 C	0509 0015 000			1 set

• SES ME - 250 for copper and aluminium conductors (250 mm²)

- Blades of high-grade steel.
- Insulated handles.
- Handles in aluminium alloy.
- Maximum cut section: 250 mm².



type	article number	length mm	weight g	
SES ME - 250 shear	0518 0101 000	600	1540	1
Spare blades for ME - 250	0518 0111 000			1 set

• SES ME - 500 cable shear for copper and aluminium conductors (500 mm²)

- Blades in high-grade steel.
- Insulated handles.
- Handles in aluminium alloy.
- Maximum cut section: 500 mm².



type	article number	length mm	weight g	
SES ME - 500 shear	0518 0102 000	800	2930	1
Spare blades for ME - 500	0518 0112 000			1 set

• SES ME - 150 S cable shear for copper and aluminium conductors (150 mm²) Insulated handles

- To cut **copper conductors**.
- Insulated handles.
- Handles in **reinforced plastic.**
- Maximum cut section: **150 mm²**.



type	article number	length mm	weight g	
SES ME - 150 S shear	0518 0104 000	460	980	1

• SES - 7 shear for steel and copper cables (up to Ø 5 mm)

- In **high-grade steel**.
- Quick and **precise cut** of very tough stranded wire or electric cables.
- With **spring and locking mechanism**.
- **Insulated** handles.
- **Special** cutting **blades** with a very near axis, to perform cutting with **minimum effort.**
- All parts can be **replaced**.
- **Swiss made.**

type	maximum cutting capacity
Copper and alu. conductor	Ø 7 mm
Steel cable	Ø 5 mm
Spring steel	Ø 2,5 mm



type	article number	length mm	weight g	
SES - 7 shear	0509 0007 000	200	300	1

• SES - 16 shear for steel and copper cables (up to Ø 14 mm)

- Blades in **high-grade steel**.
- Handles in **treated aluminium**.
- **Insulated handles**.
- Special blade shape:
  Especially designed to cut **steel armoured cables**.
- **Relatively light** shear.
- **All** parts can be **replaced**.
- **Cutting capacity:** steel cable **Ø 14 mm**.
- **Swiss made**.



type	maximum cutting capacity
Copper and alu. conductor	Ø16 mm
Steel cable	Ø14 mm
Spring steel	Ø 5 mm



type	article number	length mm	weight g	
SES - 16 shear	0509 0001 000	630	2300	1

• SES MI - 60 shear for steel and copper cables Ø 7 mm

- Blades in **high tensile steel**.
- To cut **copper conductors and steel cables**.
- **Handles** in **aluminium** alloy and **insulated**.
- **All** parts can be **replaced**.

type	maximum cutting capacity
Copper conductor	60 mm^2
Steel cable	Ø 7 mm
Steel rod	Ø 5 mm



type	article number	length mm	weight g	
SES MI - 60 shear	0518 0107 000	310	730	1

• SES MI - 100 shear for steel and copper cables Ø 10 mm

- Blades in **high tensile steel**.
- To cut **copper conductors and steel cables**.
- **Handles** in **aluminium** alloy and **insulated.**
- **All** parts can be **changed**.

type	maximum cutting capacity
Copper conductor	100 mm^2
Steel cable	Ø 10 mm
Steel rod	Ø 7 mm



type	article number	length mm	weight g	
SES MI - 100 shear	0518 0110 000	445	1100	1
Spare blades for MI - 100	0518 0120 000			1 set

• SES MSH - 65 shear for steel and copper cables Ø 16 mm

- Special blades in hardened steel.
- For **steel** cables.
- **Handles** in **aluminium** alloy and **insulated.**
- **All** parts can be **replaced**.

type	maximum cutting capacity
Copper conductor	150 mm²
Steel cable	Ø 16 mm
Steel rod	Ø 11 mm
Piano wire	Ø 4,5 mm



type	article number	length mm	weight g	
SES MSH - 65 shear	0518 0109 000	585	2250	1
Spare blades for MSH - 65	0518 0119 000			1 set

• SES MI - 200 shear for steel and copper cables Ø 12 mm

- Blades in **high tensile steel**.
- To cut **copper conductors and steel cables**.
- **Handles** in **aluminium** alloy and **insulated.**
- **All** parts can be **replaced**.

type	maximum cutting capacity
Copper conductor	150 mm²
Steel cable	Ø 12 mm
Steel rod	Ø 9 mm



type	article number	length mm	weight g	
SES MI - 200 shear	0518 0103 000	600	1800	1
Spare blades for MI-200	0518 0113 000			1 set

• SES-108 cable shears for copper and steel conductors - Ø 8 mm

- Made of high-grade steel, for quick and precise cutting of high-tensile stranded or electrical cables.
- Reduction cam allowing to cut tough steel with less effort.
- Opening device to part blades so cables can be inserted easily.
- Handles in aluminium and insulated.
- Special blade shape to have a cutting axis near shearing axis, so less effort is needed to perform both actions.
- Swiss made.



type	article number	length mm	weight g	
SES-108 shear	0509 0003 000	560	1950	1
Spare blades				
Fixed blade for SES-108	0509 0021 000			1
Moving blade for SES-108	0509 0022 000			1

Maximum cutting capacity:

Copper and alu. conductors	**Ø 8 mm**
Steel cable	**Ø 8 mm**
Spring steel	**Ø 6 mm**

• SES-112 cable shears for copper and steel conductors - Ø 12,7 mm

- Made of high-grade steel, for quick and precise cutting of high-tensile stranded or electrical cables.
- Reduction cam allowing to cut tough steel with less effort.
- Opening device to part blades so cables can be inserted easily.
- Handles in aluminium and insulated.
- Special blade shape to have a cutting axis near shearing axis, so less effort is needed to perform both actions.
- Swiss made.



type	article number	length mm	weight g	
SES-112 shear	0509 0004 000	730	3600	1
Spare blades				
Fixed blade for SES-112	0509 0031 000			1

Maximum cutting capacity:

Copper and alu. conductors	**Ø 12,7 mm**
Steel cable	**Ø 12,7 mm**
Spring steel	**Ø 8 mm**

SES cutting tools
for copper and aluminium conductors,
with reduction system

The cutting of cables with large diameters generally requires a greater force. Tool KNIPEX 95-31 with ratchet makes this work easier thanks to a "two phase mechanism" and a fixed support making it possible to use all the strength force of the arm.



Principle: with successive action of the handles, the ratchet closes the rack blade on the cable with little effort from the operator.

- For copper and aluminium cables, single and multicore copper.
- Polished head - PVC insulated handles.
- Smooth and clear cut without damaging the cable.
- One hand operation thanks to the ratchet system, minimal physical effort thanks to the light weight and compact construction.
- Insulated handles.
- The blade can be opened at any time by relesaing the ratchet.

- Maximum cutting capacity:

Diameter	32	mm
Section	240	mm^2
Size	500	MCM

type	article number	length mm	weight g	
SES - KNIPEX 95 - 31 cable cutter	0726 0050 000	250	670	1
Spare blades				
Moving blade for SES - KNIPEX	0726 0051 000			1
Fixed blade with handle	0726 0052 000			1



• Diagonal cutting tool 78 03 125

- Tool in stainless steel
- For cutting components protruding from the printed circuit board.
- Tapered spouts for better access to remote points.
- For copper conductors up to Ø 1.6 mm and steel conductors up to Ø 1.0 mm.
- Insulated handles with grip.
- With spring and opening limitation.
- Highly flexible for effortless working.



type	article number	length mm	weight g	max. wire cutting Ø (mm)	
78 03 125	0532 0001 000	125	56	1,6	1

• DX-110 shears for trunking

- With an adjustable guide device.
- Reduction system for a cut with less effort.
- A tool specially developed to cut all the cable trunking with side slits from the SES-STERLING programme.
- Cutting width of the trunking from 110 to 150 mm is done in 2 stages.
- Sharp blade in hardened steel.
- Non-slip handle.
- Ability for bias cut (marking guide to 45°).



type	article number	length mm	weight g	
DX-110	0518 0918 000	275	665	1
Spare blade X110	0518 0919 000			1

• Cutting tool for trunking webs

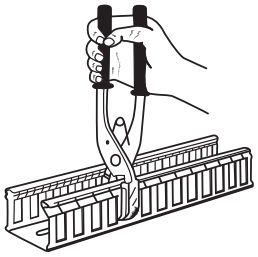





- Will cut trunking webs with little effort.
- Simultaneous cutting of 2 webs.
- For conduit trunkings.
- Sharp blade (width 21,5 mm).
- Body in steel and cast iron.

type	article number	length mm	weight g	
DK-55	0518 0955 000	250	455	1
DK-55SP	0518 0956 000	260	635	1

Isolated handles.

• DK-60 nibbling tool for trunkings



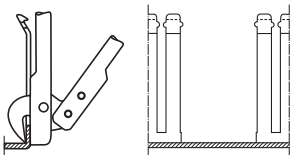

- To achieve base punching and slots. Insulated handles.
- Cut width 3 mm.
- 11 mm cut in one operation.

type	article number	length mm	weight g	
DK-60	0518 0920 000	210	320	1

These shears of the CUT series are lightweight, easy to use and especially adapted for electrical work.
They cut trunkings and plastic tubes easily and with little effort.
Ergonomical, lightweight and compact CUT tools are made of high-grade steel they are light in weight and easy to use. They are of little bulk.

- The eccentric rotating point for progressive cutting avoids expensive burring.
- All parts are easily interchangeable. The cutting blade is designed to be tough and longlasting.
- Handles are made of orange PVC.

CUT system for trunkings and plastic tubes



• CUT 3104 shears for diagonal cropping of trunking

- Ideal angle cut profiles of plastic, rubber or wood
- Cutting capacity: width 40 mm
  height 25 mm
- Blade length: 60 mm



type	article number	length mm	weight g	
CUT 3104 cutting tools	0518 0911 000	220	350	1
Spare blade				
CUT 3001 blade	0518 0930 000			1

• CUT 3105 cutting tool straight cut

- Same as CUT 3104 cutting tool but with diagonal cutting feature
- Ideal for the cropping of plastic, rubber or wood mouldings
- Blade length: 60 mm



type	article number	length mm	weight g	
CUT 3105 cutting tool	0518 0912 000	210	330	1
Spare blade				
CUT 3001 blade	0518 0930 000			1

• CUT 3204/90 cutting tools for profiles and tubes

- To cut rectangular profiles: 25 x 45 mm
  rigid plastic conduit: up to Ø 25 mm
- Blade length: 60 mm

type	artide number	length mm	weight g	
CUT 3204/90 cutting blade	0518 0913 000	220	350	1
Spare blade				
CUT 3001 blade	0518 0930 000	1		



• CUT 3204/16-19 cutting tool for tubes

- To cut tubes: Ø 16 and 19 mm
- Blade length: 60 mm

type	artide number	length mm	weight g	
CUT 3204/16-19 tool	0518 0914 000	210	370	1
Spare blade				
CUT 3001 blade	0518 0930 000			1



• CUT 3604 cutting tool for diagonal cutting up to 80 mm

- To cut profiles up to: 80 mm
- Blade length: 85 mm

type	artide number	length mm	weight g	
CUT 3604 tool	0518 0916 000	260	450	1
Spare blade				
CUT 3001/85 blade	0518 0931 000			1



Cross cutting machine LC 100

LC 100

The LC 100 is suited for the cut of rigid cables up to 2,5 mm², flexible cables up to 10 mm² and tubes and profiles up to 8 mm.

The LC 100 is optimally suited for both, short runs and larger production runs thanks to its simple operation and rugged design.

The clear sensitive keyboard allows a fast programming of the length and desired quantity of cut.

Two driven transport rollers and separately running measurement rollers guarantee precise cutting length and do not crush the material.

A material change could not be simpler. As the front flaps swivel down, the drive and measurement rollers are automatically moved away from each other. The material being cut is inserted and when the front flap closes, the driven and measurement all rollers position themselves automatically.

With the software supplied with each LC 100 it is possible to process and document repeat cutting orders directly on the PC and to transfer them to the LC 100.

Technical properties:

Dimensions of the machine:	Length:	194 mm
	Width:	295 mm
	Height:	227 mm
	Weight:	11 kg
Cutting capacity:	• flexible cable:	0,08 - 10 mm²
	• hard cable:	0,08 - 2,5 mm²
Maximum diameter:	8 mm	
Size of the section:	automatic	
Quantity of pieces:	1 - 999 pieces	
Length of the cut:	2 - 99999 mm	
Feed speed:	max. 0,5 m/s	
Unit of measurement:	mm	
Interface:	RS232	
Mains connection:	100-240V / 60-50Hz	
Power:	80 VA	



For more information, please consult our technical department.

Only sold in France.

Operating instruction in video

D5

Crimping tool













SES-STERLING offers a wide range of crimping tools for the electrical, electronic automobile industries, for general manufacturing maintenance services and construction sites.

We have tested these tools all of which have a good quality-price ratio.

Tools for every day use or pneumatically controlled machines for mass production are available.

Several tools have 3 functions: cutting, stripping and crimping.

We can also offer manual or pneumatically controlled tools for axial or lateral crimping.

To make it easier for you to choose the right product, we have arranged our tools according to their application:

D5/1 **Simple crimping tools** for terminals up to 6 mm^2.

D5/2 **Ratchet and lever action crimping tools** for terminals up to 10 mm^2.

D5/3 **Pneumatically controlled crimping machine** for terminals up to 6 mm^2.

D5/4 **Crimping tools** for large copper tube terminals.

D5/5 **Crimping tools** for insulated terminals.

D5/6 **Pneumatically controlled crimping machine**.

Our programme of uninsulated or pre-insulated connectors, terminals, and brass mounting holes is covered in catalogue section D6.

SES simple crimping tools
for terminals up to 6 mm²

• MEB 100 E tool for pre-insulated crimp terminals

- Universal, simple tool of good quality.
- Cutting mechanism.
- Screw-cutter of M 2,6 to M 5 (ISO).
- Insulated handles.



type	article number	quantity of matrices	crimping section mm²	stripping section mm²	length mm	weight g	
MEB 100 E	0518 0051 000	3	1,5-2,5-6	0,75 ... 6	220	220	1

• MEB 200 E tool for uninsulated terminals

- Universal, simple tool of good quality.
- Cutting mechanism.
- Screw-cutter of M 2,6 to M 5 (ISO).
- Insulated handles.



type	article number	quantity of matrices	crimping section mm²	stripping section mm²	length mm	weight g	
MEB 200 E	0518 0052 000	3	1,5-2,5-6	0,75 ... 6	220	220	1

• MEB 300 E tool for uninsulated terminals

- Universal, simple tool of good quality.
- Cutting mechanism.
- Screw-cutter of M 2,6 to M 5 (ISO).
- Insulated handles.



type	article number	quantity of matrices	crimping section mm²	stripping section mm²	length mm	weight g	
MEB 300 E	0518 0053 000	3	1,5-2,5-6	0,75 ... 6	220	220	1

• MEB 400 E tool for uninsulated and pre-insulated terminals

- Universal, simple tool of good quality.
- Cutting mechanism.
- Screw-cutter of M 2,6 to M 5 (ISO).
- Insulated handles.



type	article number	quantity of matrices	crimping section mm²	stripping section mm²	length mm	weight g	
MEB 400 E	0518 0054 000	6	1,5-2,5-6	0,75 ... 6	240	275	1

• MEB 500 E tool for uninsulated and pre-insulated terminals

- Universal, simple tool of good quality.
- Cutting mechanism.
- Screw-cutter of M 2,6 to M5 (ISO).
- Insulated handles.



type	article number	quantity of matrices	crimping section mm²	stripping section mm²	length mm	weight g	
MEB 500 E	0518 0055 000	6	1,5-2,5-6	0,75 ... 6	240	275	1

• MS-235 PN tool for uninsulated and pre-insulated terminals

- Universal, simple tool of good quality.
- With return spring.
- Cutting mechanism.
- Screw-cutter of M 2,6 - 3 - 3,5 - 4 - 5 (ISO).
- Insulated handles.



type	article number	quantity of matrices	crimping section uninsulated (mm²)	crimping section pre-insulated (mm²)	stripping section 7 apertures (mm²)	length mm	weight g	
MS-235 PN	0518 0085 000	3	1,5-2,5	1,5-2,5-4-6	0,5 ... 6	235	425	1

SES ratchet crimping tools
for terminals up to 25 mm²

• MH ratchet tools for uninsulated terminals and ferrules

- Ratchet tool for optimum crimping.
- Jaws in chrome/molybdenum steel.
- Handles in carbon steel.
- Insulated, non-slip handles.

Crimping effort reduced by 30%

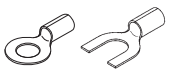



type	article number	quantity of matrices	crimping section mm²	length mm	weight g	
MH-14 DIN	0518 0005 000	5	1,5 - 16	244	406	1
MH-22	0518 0003 000	4	6 - 25	330	680	1



• AZ 600 knuckle tool for pre-insulated terminals and ferrules

- Knuckle tool for optimum crimping.
- Jaws in chrome/molybdenum steel.
- Body in matt black steel sheet.
- Crimping according to DIN.
- Cutting mechanism.

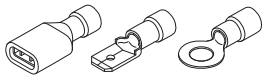



type	article number	quantity of matrices	crimping section mm²	length mm	weight g	
AZ 600	0536 0001 000	3	0,5 - 6	250	520	1

• Knuckle tool

- Grip with pawl ensuring optimum crimping with less effort.
- Steel jaws in chrome / vanadium special hardened quality.
- Insulated handles bi-components.
- Precision matrices and mechanism of blocking for high and constant quality of crimping.

type	article number	quantity of matrices	crimping section mm²	length mm	weight g	
AZ 700 for uninsulated terminals and ferrules	0536 0004 000	4	0,5 - 10	220	500	1
AZ 750 for unisulated terminals	0536 0005 000	3	0,5 - 6	220	494	1
AZ 760 for insulated terminals and ferrules	0536 0006 000	3	0,5 - 6	220	487	1



EC65 crimping machine

EC65

Length:	320 mm
Width:	140 mm
Height:	220 mm
Weight of the EC65 machine:	10 kg
Weight of the foot pedal:	1,2 kg
Max. crimp capacity:	10 kN
Crimping time:	1 s
Counter:	6-digit LCD display
Connection:	230 V/50 Hz (120 V/60 Hz)
Power:	160 VA

Application: the EC65 is an ideal device to securely crimp wires and cable terminals such as:

- insulated and uninsulated terminals to 6 mm^2 / 10 AWG.
- tubular cable lugs, solderless terminals.
- flat terminals to 6 mm^2 / 10 AGW.
- wire end sleeves.
- ...



The EC65 is compact and lightweight, yet rugged enough for the factory floor.

The EC65 can be operated in one of two modes:

• Mode 1: controls the entire crimp process by pressing down the pedal switch.

• Mode 2: allows the user to fix the terminal on the cable by actuating the foot switch once. To finish the crimping process, he presses down the foot switch once again. Mode 2 is used for more complex terminals.
Mode 2 is used in general for the most delicate applications.

The onset of compression force can be adjusted for each new terminal to satisfy crimp integrity. That way, damage to dies and terminals can be minimised.

Various standard dies are available, as well as dies designed to customer specifications (please consult us).

For more information, please consult our technical department.

Only sold in France.

• SES-K4 crimping tool for insulated and uninsulated bootlace ferrules

- Simple tool with leaf spring.
- In matt black forged steel.
- Insulated handles.

type	article number	quantity of matrices	crimping section mm²	length mm	weight g	
SES-K4	0710 0504 000	5	0,5-0,75-1-1,5-2,5	140	120	1



• SES-K3 universal crimping and stripping tool for insulated and uninsulated copper tube bootlace ferrules

- Simple crimping pliers.
- In matt black steel sheet.
- Cutting device.
- Insulated handles.

type	article number	quantity of matrices	crimping section mm²	length mm	weight g	
SES-K3	0710 0503 000	7	0,5-0,75-1-1,5-2,5-4-6-10-16	230	240	1



• SES-K35 tool for insulated and uninsulated bootlace ferrules

- Simple crimping tool.
- In matt black steel metal sheet.
- Insulated handles.

type	article number	quantity of matrices	crimping section mm²	length mm	weight g	
SES-K35	0710 0506 000	4	10-16-25-35	225	230	1



• CAE 0210 ratchet crimping tool and side crimping for insulated and uninsulated terminals

- Locking mechanism for crimping control.
- Matrix in steel for crimping with square holes.
- Body in hardened steel.
- Crimping length: 13,6 mm.
- Insulated handles.



type	article number	quantity of matrices	crimping section mm²	length mm	weight g	
CAE 0210	0710 0560 000	1	0,08-10	200	300	1

• SES-PZ 6 ROTO ratchet crimping tool, front or side crimping for insulated an uninsulated terminals

- Crimping tool with ratchet for controlled crimping.
- Rotation matrix for front or side crimping.
- Matrix in matt black forged steel.
- Body in black pressed steel sheet.
- Insulated handles.



type	article number	quantity of matrices	crimping section mm²	length mm	weight g	
SES-PZ6	0595 0022 000	1	0,14-6	190	430	1

• SES-PZ 16 ratchet crimping tool for insulated and uninsulated terminals

- Crimping tool with ratchet for controlled crimping.
- Matrix in matt black forged steel.
- Body in black pressed steel sheet
- Insulated handles.



type	article number	quantity of matrices	crimping section mm²	length mm	weight g	
SES-PZ16	0595 0021 000	3	6-10-16	210	386	1

SES pneumatically controlled crimping
for insulated and uninsulated bootlace ferrules
jaws for front and side crimping

• Manual and pneumatically controlled machines

- For production work.
- Positive and accurate crimping.
- An ergonomically designed tool light in weight.
- Crimping shape to European Standard EN 50027.
- Jaws in hardened steel.

Weight:	450 g.
Operating pressure:	4 to 6 bar
Length x diameter:	190 x 44 mm



type	artide number	crimping section (mm²)	
Complete machines			
SES-AC 25	0725 0010 000	0,25-2,5	1
SES-AC 100	0725 0030 000	4-10	1
Magnetic support			
SES-1 DX	0725 0060 000		1

frontal operating for crimping of insulated or uninsulated bootlace ferrules





magnetic support

lateral operating for rapid crimping with guide for insulated bootlace ferrules



• SES-AC 25 T bench mounted tool with bootlace ferrule stock

- Supplied with foot pedal.
- Effortless crimping of medium and large bootlace ferrules.
- Hands free working.

Dimensions:	135 x 200 x 75 mm
Weight:	1000 g
Air pressure:	4 to 6 bar



type	artide number	crimping section (mm²)	
Bench tool with foot pedal and bootlace ferrule stock			
SES-AC 25 T	0725 0020 000	0,25-2,5	1

MC25 stripper and crimper

Due to its carrying handle, its weight and the fact it does not requirepressurised air, it can be moved easily between different job sites. All the accessories are clearly arranged in a kit that comes with the crimper.

The MC 25 processes wire end crimps with a cross section of 0,5 to 2,5 mm² and a standard length of 8 mm. You can change the applicator for the diameter of the sleeves in a matter of seconds without any additional tools.

The stripping unit is fitted with V-blades. It can be used for most commercially available conductors up to 2,5 mm².
Tape-mounted wire end crimps are fed into the machine via a dispenser fitted to its right side.

Technical properties:

Mains power:	230 V AC/50 Hz
Power input:	80 VA
Operating range:	0,5 - 2,5 mm², 20 - 14 AWG
End sleeves:	tape mounted
Crimp section:	trapezoidal
Cycle:	about 1,5 s
Control:	microprocessor-controlled cam drive
Unit counter:	LCD display
Applicator change:	less than 10 s
Dimensions of the machine:	
Length	320 mm
Width	165 mm
Height	270 mm
Weight	about 12 kg



For more information, please consult our technical department.

Only sold in France.



D6/4-03







Universal tool for cutting - stripping twisting - crimping

SES Jokari-Quadro

SES-JOKARI QUADRO Plus

The SES-JOKARI QUADRO Plus soft wire pliers are a "4 in 1" tool providing cutting, stripping, twisting and crimping functions in one piece of equipment. The different functions are numbered from 1 to 4 on the body of the tool for ease of use.

Cutting: Allows the cutting of flexible wires with cross sections between 0.5 and 2.5 mm².

Stripping: Allows the stripping of flexible wires with cross sections between 0.5 and 2.5 mm² with automatic adjustment of the cross section.

Twisting: After stripping, the flexible wires are twisted to allow the cable to be inserted into the ferrules without the risk of distorting the strands.

Crimping: The crimping of wire end ferrules from 0.5 to 2.5 mm² is carried out by an easily interchangeable magazine which supplies the crimping tool with ferrules. An integrated locking mechanism releases when the pliers have reached their final crimping position.



type	art. no.	for section mm²	
SES-JOKARI QUADRO Plus case Content: 1 tool 3 magazines	0710 0510 000	0,5 - 0,75 - 1 1,5 - 2,5	1
Empty magazine	0710 0512 000		1



type	art. no.		
Banded insulated bootlace ferrules (Bag of 10 pieces)			
0,5 mm² - white	0649 0105 001	10 x 50 ferrules	
0,75 mm² - blue	0649 0110 002	10 x 50 ferrules	
1 mm² - red	0649 0115 007	10 x 50 ferrules	
1,5 mm² - black	0649 0120 010	10 x 50 ferrules	
2,5 mm² - grey	0649 0130 013	10 x 50 ferrules	

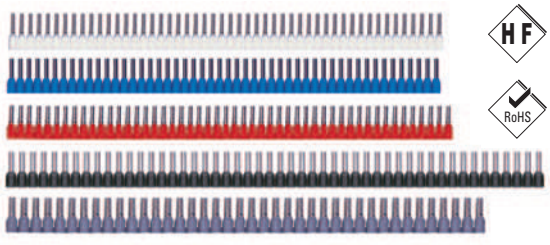

Operating instruction



1. Cut the cable to the required length.



2. Strip the cable, the adjustment is made automatically to the cable cross-section.



3. Twist the cable by tightening the clamp while pulling the cable to release the insulation.



4. Setting the cable cross-section:
For cable cross-section 0.5 and 0.75mm²: turn the adjustment wheel to the left
For cable cross-section 1, 1.5 and 2.5mm²: turn the adjustment wheel to the right.
Crimp by bringing the end cap up to the cable and tightening.

D6

Connections - terminals ferrules - eyelets



















SES-STERLING stocks a complete cable termination programme complementing the tools shown on previous pages.

Seamed, insulated terminals and connectors:

Connections to crimp of 0,1 to < 35 mm^2
Connections in parallel of 0,3 to 6 mm^2
Connections in series of 0,3 to 6 mm^2
Terminal connections of 0,5 to 6 mm^2
Terminal glands of 0,5 to 9 mm^2
Heat shrinkable connectors

Seamed, non insulated connections and connectors:

Connections to crimp of 0,2 to 300 mm^2
Connectors in parallel of 0,5 to 150 mm^2
Connectors in series of 0,5 to 150 mm^2
Terminal connections of 0,5 to 6 mm^2

Seamed crimp terrminals and plugs:

Insulated crimp terminals and plugs of 0,5 to 6 mm^2
non insulated crimp termin als and plugs of 0,3 to 6 mm^2

Bootlace ferrules for 0,5 to 50 mm^2

Bare ferrules:

Bare silver terminals of 0,5 to 25 mm^2
Bare terminals thin-walled of 0,5 to 16 mm^2

Cable eyelets:

Brass eyelets thin-walled, of 0,75 to 6 mm^2

PI - PI-Y

Material: tinned copper
Insulation: PVC
Operating temperatures: -40 to +75°C

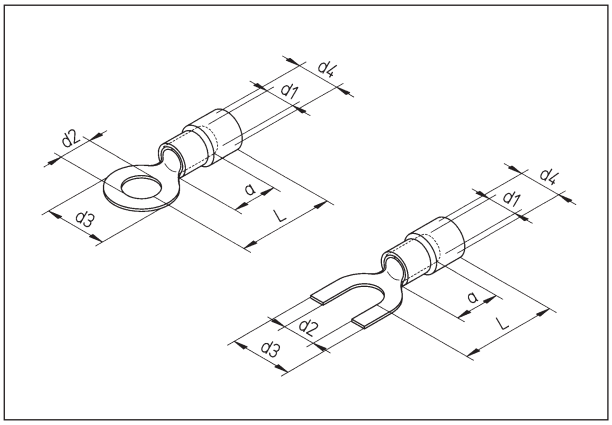

type stud Ø / section mm²	article number	dimensions (mm) d1	a	d2	d3	d4	L	
Section 0,5 (0,1<0,5 mm²) green								
Ring								
PI 3 - 0,5	0663 0960 000	1,4	4,5	3,2	5,5	3,2	14,7	100
PI 4 - 0,5	0663 0961 000	1,4	4,5	4,3	7,5	3,2	17,2	100
PI 5 - 0,5	0663 0962 000	1,4	4,5	5,3	9	3,2	17	100
Spade								
PI Y3 - 0,5	0663 0970 000	1,4	4,5	3,2	5,5	3,2	15,1	100
Section 1 (0,5<1 mm²) red								
Ring								
PI 3 - 1	0663 0003 000	1,6	5	3,2	6	4,1	16	100
PI 3,5 - 1	0663 0004 000	1,6	5	3,7	6	4,1	16	100
PI 4 - 1	0663 0005 000	1,6	5	4,3	8	4,1	17	100
PI 5 - 1	0663 0013 000	1,6	5	5,3	10	4,1	18	100
PI 6 - 1	0663 0914 000	1,7	4,5	6,4	12	4,1	19,7	100
PI 8 - 1	0663 0915 000	1,7	4,5	8,4	12	4,1	19,7	100
PI 10 - 1	0663 0988 000	1,7	4,5	10,5	16,5	4,1	22,2	100
Spade								
PI-Y 3 - 1	0663 0971 000	1,7	4,5	3,2	5,8	4,1	15,8	100
PI-Y 3,5 - 1	0663 0973 000	1,7	4,5	3,7	5,8	4,1	15,8	100
PI-Y 4 - 1	0663 0972 000	1,7	4,5	4,3	8,1	4,1	17,5	100
PI-Y 5 - 1	0663 0974 000	1,7	4,5	5,3	9,6	4,1	18,3	100
Section 2,5 (1<2,5 mm²) blue								
Ring								
PI 3 - 2,5	0663 0020 000	2,3	5	3,2	6	4,5	17	100
PI 3,5 - 2,5	0663 0021 000	2,3	5	3,7	6	4,5	17	100
PI 4 - 2,5	0663 0025 000	2,3	5	4,3	8	4,5	18	100
PI 5 - 2,5	0663 0030 000	2,3	5	5,3	10	4,5	20	100
PI 6 - 2,5	0663 0033 000	2,3	5	6,5	11	4,5	22	100
PI 8 - 2,5	0663 0035 000	2,3	5	8,4	14	4,5	23	100
PI 10 - 2,5	0663 0936 000	2,3	4,5	10,5	15	4,5	22,5	100
PI 12 - 2,5	0663 0937 000	2,3	4,5	13	19	4,5	24,5	100
Spade								
PI-Y 3 - 2,5	0663 0983 000	2,3	4,5	3,2	5,9	4,5	16,6	100
PI-Y 3,5 - 2,5	0663 0975 000	2,3	4,5	3,7	6,4	4,5	16,6	100
PI-Y 4 - 2,5	0663 0976 000	2,3	4,5	4,3	8	4,5	17,1	100
PI-Y 5 - 2,5	0663 0977 000	2,3	4,5	5,3	10	4,5	18,7	100







SES pre-insulated terminals
ring and spade

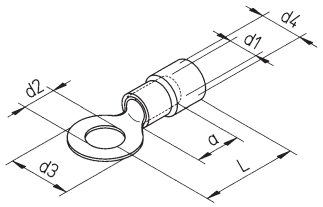

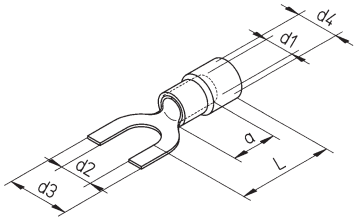

type stud Ø / section mm²	article number	dimensions (mm) d1	a	d2	d3	d4	L	
Section 6 (2,5<6 mm²) yellow								
Ring								
PI 3 - 6	0663 0940 000	3,4	6,5	3,2	9	6,8	21,2	100
PI 4 - 6	0663 0041 000	3,6	6	4,3	8	6,8	21	100
PI 5 - 6	0663 0042 000	3,6	6	5,3	10	6,8	22	100
PI 6 - 6	0663 0047 000	3,6	6	6,5	11	6,8	23	100
PI 8 - 6	0663 0050 000	3,6	6	8,4	14	6,8	26	100
PI 10 - 6	0663 0053 000	3,6	6	10,5	18	6,8	28	100
PI 12 - 6	0663 0954 000	3,4	6,5	13	19,2	6,8	30,4	100
PI 14 - 6	0663 0955 000	3,4	6,5	15	22	6,8	32	100
Spade								
PI-Y 4 - 6	0663 0978 000	3,4	6,5	4,3	9	6,8	21,2	100
PI-Y 5 - 6	0663 0979 000	3,4	6,5	5,3	9	6,8	21,2	100
PI-Y 6 - 6	0663 0980 000	3,4	6,5	6,4	12,5	6,8	26	100
Section 10 (6<16 mm²) red								
Ring								
PI 5 - 10	0663 0149 000	4,5	8,4	5,3	12	8	25,6	50
PI 6 - 10	0663 0152 000	4,5	8,4	6,4	12	8	25,6	50
PI 8 - 10	0663 0153 000	4,5	8,4	8,4	15	8	30,1	50
PI 10 - 10	0663 0154 000	4,5	8,4	10,5	15	8	30,1	50
PI 12 - 10	0663 0155 000	4,5	8,4	13	20	8	31,6	50
Section 16 (10<25 mm²) blue								
Ring								
PI 5 - 16	0663 0156 000	5,8	10	5,3	12	11	33	50
PI 6 - 16	0663 0157 000	5,8	10	6,4	12	11	33	50
PI 8 - 16	0663 0158 000	5,8	10	8,4	16	11	36	50
PI 10 - 16	0663 0159 000	5,8	10	10,5	16	11	36	50
PI 12 - 16	0663 0160 000	5,8	10	13	22	11	40,5	50
Section 25 (16<35 mm²) yellow								
Ring								
PI 5 - 25	0663 0180 000	7,7	12	5,3	16,5	13	37,5	25
PI 6 - 25	0663 0161 000	7,7	12	6,4	16,5	13	37,5	25
PI 8 - 25	0663 0162 000	7,7	12	8,4	16,5	13	37,5	25
PI 10 - 25	0663 0163 000	7,7	12	10,5	17,5	13	40	25
PI 12 - 25	0663 0164 000	7,7	12	13	22	13	43,8	25
PI 16 - 25	0663 0181 000	7,7	12	17	30	13	48,8	25









SES connectors, pin terminals and pre-insulated end terminals

tinned copper, Vinyl insulated

SES

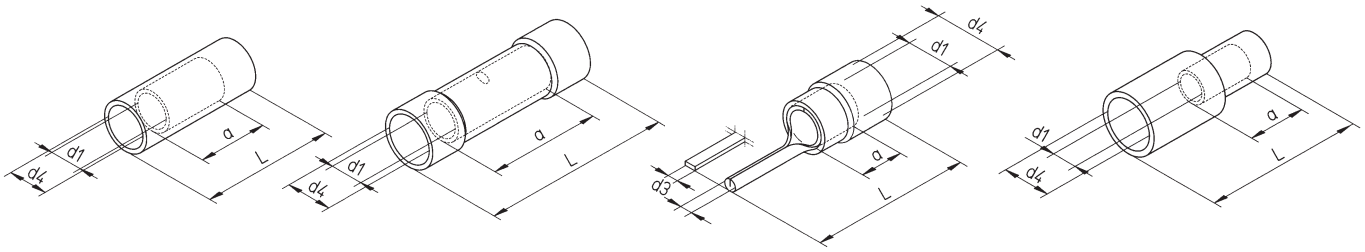

type	article number	section mm²	dimensions (mm) d1	a	d3	d4	L	insulation colour	
Pre-insulated butt connectors									
PI - P 0,5	0663 0103 000	0,3 ... 0,5	1,4	8	-	2,9	19	green	100
PI - P 1	0663 0100 000	0,5 ... 1	1,7	8	-	3,8	19	red	100
PI - P 2,5	0663 0101 000	1 ... 2,5	2,3	8	-	4,5	19	blue	100
PI - P 6	0663 0102 000	2,5 ... 6	3,4	8,5	-	6,6	21,5	yellow	100
Pre-insulated parallel connectors									
PI - B 0,5	0663 0199 000	0,3 ... 0,5	1,4	11,5	-	2,9	24	green	100
PI - B 1	0663 0200 000	0,5 ... 1	1,7	15	-	3,8	25,5	red	100
PI - B 2,5	0663 0201 000	1 ... 2,5	2,3	15	-	4,5	25,5	blue	100
PI - B 6	0663 0202 000	2,5 ... 6	3,4	15	-	6,6	27,5	yellow	100
Pre-insulated pin terminals									
round pin									
PI - E 1	0663 0300 000	0,5 ... 1	1,6	5	1,9	4,1	22	red	100
PI - E 2.5	0663 0302 000	1 ... 2,5	2,3	5	1,9	4,5	23	blue	100
PI - E 6	0663 0304 000	2,5 ... 6	3,6	6	2,7	6,8	26	yellow	100
flat pin									
PI - EP 1	0663 0310 000	0,5 ... 1	1,7	4,5	2,8 x 0,75	-	19,1	red	100
PI - EP 2,5	0663 0311 000	1 ... 2,5	2,3	4,6	2,8 x 0,85	-	19,1	blue	100
PI - EP 6	0663 0312 000	2,5 ... 6	3,4	6,5	2,8 x 0,95	-	24	yellow	100
Pre-insulated end terminals									
CE 1	0663 0801 000	0,5 ... 1	2,4	6,2	-	6,5	17,5	PA*	100
CE 2	0663 0802 000	1 ... 2,5	3,1	6,9	-	8	19,5	PA*	100
CE 550S	0663 0813 000	2,5 ... 6	3,9	7,2	-	10,8	17	PA*	100
CE 8	0663 0804 000	4 ... 9	4,8	8,2	-	12	24,5	PA*	100



* PA (natural polyamid)

Heat shrinkable connectors

SB

Materials: transparent crosslinked polyolefin
slightly tinted
inner layer "hot melt" based on polyamide
tinned copper sleeve

Temperature of use: +105°C maxi.
Shrink temperature: +120°C

Application areas: fluvial, automobile, water pump, household appliances, anti-vibration and anti-dust applications, ...

Applications: the connectors ensure a reliable and water resistant electrical connection. The transparency of the connector facilitates the positioning on the cable and the contol of the application. After crimping, the insulation is heated which shrinks the polyolefin and melt the polyamide.

For use with most conductors except fiberglass and the ones which are insulated with silicone, elastomer or fluorine thermoplastic.



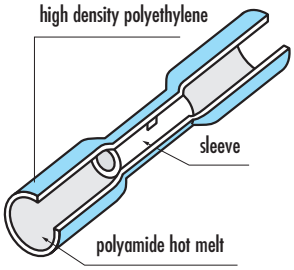

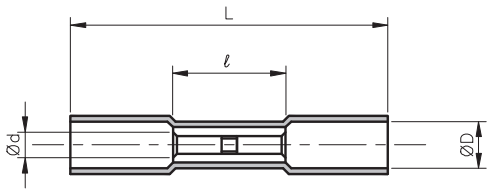

type	article number	section mm²	AWG	dimensions (mm) Ø d	Ø D	L	ℓ	colours	
SB 2218	0663 0220 000	0,3...0,5	22-18	1,4	2,9	25	11,5	yellow	100
SB 1816	0663 0221 000	0,5...1,5	18-16	1,7	4,2	37	15	red	100
SB 1614	0663 0222 000	1,5...2,5	16-14	2,3	4,9	37	15	blue	100
SB 1210	0663 0223 000	2,5...6	12-10	3,4	6,2	42	15	yellow	50

Operating instructions

Implementation of the connector



crimping

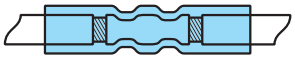

Shrinkage of the connector with a hot air gun (do not use a direct flame)



D5/2-02 - Crimping tool AZ 600



D7/4-01 - Heat gun IRODA



Uninsulated terminals

Material: tinner copper
Operating temperature: +200°C maxi
Type: brazed according to DIN 46234



type stud Ø / section mm²	article number	dimensions (mm) d1	a	d2	d3	L	
Section 0,5 (from 0,2 to <0,5 mm²)							
Ring							
3 - 0,3	0607 0301 000	1	4,5	3,2	5,2	9,4	100
4 - 0,3	0607 0302 000	1	4,5	4,3	6,6	11,7	100
5 - 0,3	0607 0303 000	1	4,5	5,3	8	11,5	100
Spade							
Y3 - 0,3	0607 0304 000	1	4,5	3,2	5,2	9,4	100
Section 1 (from 0,5 to 1 mm²)							
Ring							
2,5 - 1	0607 0401 000	1,6	5	2,7	6	11	100
3 - 1	0607 0402 000	1,6	5	3,2	6	11	100
3,5 - 1	0607 0406 000	1,6	5	3,7	6	11	100
4 - 1	0607 0404 000	1,6	5	4,3	8	12	100
5 - 1	0607 0411 000	1,6	5	5,3	10	13	100
6 - 1	0607 0413 000	1,7	4,5	6,4	12	14,2	100
8 - 1	0607 0414 000	1,7	4,5	8,4	12	14,2	100
10 - 1	0607 0454 000	1,7	4,5	10,5	16,5	16,7	100
Spade							
Y3 - 1	0607 0485 000	1,7	4,5	3,2	5,8	10,3	100
Y3,5 - 1	0607 0488 000	1,7	4,5	3,7	5,8	10,3	100
Y4 - 1	0607 0487 000	1,7	4,5	4,3	8,1	12	100
Y5 - 1	0607 0489 000	1,7	4,5	5,3	8	12,8	100
Section 2,5 (>1 to 2,5 mm²)							
Ring							
3 - 2,5	0607 0420 000	2,3	5	3,2	6	11	100
3,5 - 2,5	0607 0423 000	2,3	5	3,7	6	11	100
4 - 2,5	0607 0425 000	2,3	5	4,3	8	12	100
5 - 2,5	0607 0430 000	2,3	5	5,3	10	14	100
6 - 2,5	0607 0433 000	2,3	5	6,5	11	16	100
8 - 2,5	0607 0435 000	2,3	5	8,4	14	17	100
10 - 2,5	0607 0436 000	2,3	4,5	10,5	15	17	100
12 - 2,5	0607 0437 000	2,3	4,5	13	19	19	100
Spade							
Y 3 - 2,5	0607 0497 000	2,3	4,5	3,2	5,9	11,1	100
Y 4 - 2,5	0607 0491 000	2,3	4,5	4,3	8	11,6	100
Y 5 - 2,5	0607 0492 000	2,3	4,5	5,3	10	13,2	100

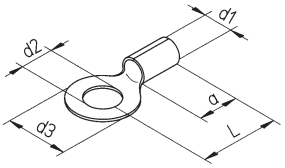

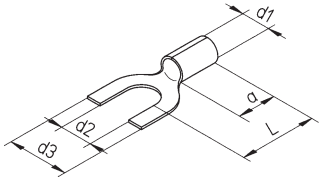

Uninsulated terminals, ring and spade

SES

Material: tinner copper
Operating temperature: +200°C maxi
Type: brazed according to DIN 46234



type stud Ø / section mm²	article number	dimensions (mm) d1	a	d2	d3	L	
Section 6 (>2,5 to 6 mm²)							
Ring							
4 - 6	0607 0440 000	3,6	6	4,3	8	14	100
5 - 6	0607 0441 000	3,6	6	5,3	10	15	100
6 - 6	0607 0446 000	3,6	6	6,5	11	16	100
8 - 6	0607 0449 000	3,6	6	8,4	14	19	100
10 - 6	0607 0451 000	3,6	6	10,5	18	21	100
12 - 6	0607 0452 000	3,4	6,5	13	19,2	22,9	100
Spade							
Y4 - 6	0607 0493 000	3,4	6,5	4,3	9	13,7	100
Y6 - 6	0607 0495 000	3,4	6,5	6,4	12,5	18,5	100
Section 10 (>6 to 10 mm²)							
Ring							
5 - 10	0607 0462 000	4,5	8	5,3	10	16	100
6 - 10	0607 0464 000	4,5	8	6,5	11	17	100
8 - 10	0607 0465 000	4,5	8	8,4	14	20	100
10 - 10	0607 0466 000	4,5	8	10,5	18	21	100
12 - 10	0607 0467 000	4,5	8	13	22	23	100
Section 16 (>10 to 16 mm²)							
Ring							
5 - 16	0607 0471 000	5,8	10	5,3	11	20	100
6 - 16	0607 0472 000	5,8	10	6,5	11	20	100
8 - 16	0607 0473 000	5,8	10	8,4	14	22	100
10 - 16	0607 0475 000	5,8	10	10,5	18	24	100
12 - 16	0607 0476 000	5,8	10	13	22	26	100
Section 25 (>16 to 25 mm²)							
Ring							
5 - 25	0607 0455 000	7,5	11	5,3	12	25	50
6 - 25	0607 0500 000	7,5	11	6,5	12	25	50
8 - 25	0607 0501 000	7,5	11	8,4	16	25	50
10 - 25	0607 0506 000	7,5	11	10,5	18	26	50
12 - 25	0607 0507 000	7,5	11	13	22	31	50
16 - 25	0607 0456 000	7,5	11	17	28	35	50

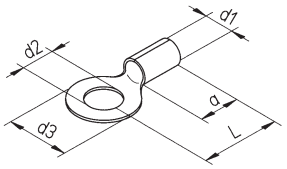

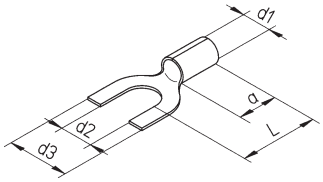

Uninsulated copper sheet ring terminals

SES

Material: tinner copper
Operating temperature: +200°C maxi
Type: brazed according to DIN 46234



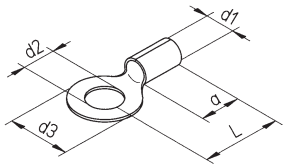

type stud Ø / section mm²	article number	dimensions (mm) d1	a	d2	d3	L	
Section 35 (>25 to 35 mm²)							
6 - 35	0607 0512 000	9	12	6,5	15	26	25
8 - 35	0607 0513 000	9	12	8,4	16	26	25
10 - 35	0607 0570 000	9	12	10,5	18	27	25
12 - 35	0607 0514 000	9	12	13	22	31	25
16 - 35	0607 0457 000	9	12	17	28	36	25
Section 50 (>35 to 50 mm²)							
6 - 50	0607 0458 000	11	16	6,5	18	34	25
8 - 50	0607 0520 000	11	16	8,4	18	34	25
10 - 50	0607 0521 000	11	16	10,5	18	34	25
12 - 50	0607 0522 000	11	16	13	22	36	25
16 - 50	0607 0525 000	11	16	17	28	40	10
Section 70 (>50 to 70 mm²)							
8 - 70	0607 0528 000	13	18	8,4	22	38	10
10 - 70	0607 0529 000	13	18	10,5	22	38	10
12 - 70	0607 0530 000	13	18	13	22	38	10
16 - 70	0607 0532 000	13	18	17	28	42	10
Section 95 (>70 to 95 mm²)							
10 - 95	0607 0541 000	15	20	10,5	24	42	5
12 - 95	0607 0542 000	15	20	13	24	42	5
16 - 95	0607 0543 000	15	20	17	28	44	5
Section 120 (>95 to 120 mm²)							
10 - 120	0607 0549 000	16,5	22	10,5	24	44	5
12 - 120	0607 0550 000	16,5	22	13	24	44	5
Section 150 (>120 to 150 mm²)							
12 - 150	0607 0560 000	19	24	13	30	50	5
16 - 150	0607 0561 000	19	24	17	30	50	5
Section 185 (>150 to 185 mm²)							
12 - 185	0607 0562 000	21	28	13	36	50	5
16 - 185	0607 0563 000	21	28	17	36	50	5
Section 240 (>185 to 240 mm²)							
12 - 240	0607 0564 000	23,5	32	13	38	56	1
16 - 240	0607 0565 000	23,5	32	17	38	56	1
Section 300 (>240 to 300 mm²)							
12 - 300	0607 0566 000	28	36,5	13	50,5	70	1
16 - 300	0607 0567 000	28	36,5	17	50,5	70	1

P - B - E - EP

Material: tinner copper
Operating temperature: +200°C maxi



type	article number	section mm²	dimensions (mm) d1	a	S	d3	L	
Parallel terminals								
P 1	0607 0600 000	0,5 ... 1	1,7	8	0,8	-	-	100
P 2,5	0607 0601 000	1 ... 2,5	2,3	8	0,9	-	-	100
P 6	0607 0602 000	2,5 ... 6	3,4	8,5	1	-	-	100
P 10	0607 0603 000	6 ... 10	4,5	9,5	1,2	-	-	100
P 16	0607 0604 000	10 ... 16	5,8	11	1,5	-	-	100
P 25	0607 0605 000	16 ... 25	7,7	13,5	1,8	-	-	100
P 35	0607 0606 000	25 ... 35	9,4	16,5	1,9	-	-	50
P 50	0607 0607 000	35 ... 50	11,4	19	2	-	-	50
P 70	0607 0608 000	50 ... 70	13,3	19	2,1	-	-	50
P 95	0607 0609 000	70 ... 95	14,5	19,5	2,5	-	-	25
P 120	0607 0610 000	95 ... 120	16,4	20	2,8	-	-	10
P 150	0607 0611 000	120 ... 150	19,5	27	3,5	-	-	5
Butt terminals								
B 1	0607 0700 000	0,5 ... 1	1,7	15	0,8	-	-	100
B 2,5	0607 0701 000	1 ... 2,5	2,3	15	0,9	-	-	100
B 6	0607 0702 000	2,5 ... 6	3,4	15	1	-	-	100
B 10	0607 0703 000	6 ... 10	4,5	21	1,2	-	-	100
B 16	0607 0704 000	10 ... 16	5,8	26	1,5	-	-	100
B 25	0607 0705 000	16 ... 25	7,7	29	1,8	-	-	50
B 35	0607 0706 000	25 ... 35	9,4	32	1,9	-	-	50
B 50	0607 0707 000	35 ... 50	11,4	36	2	-	-	25
B 70	0607 0708 000	50 ... 70	13,3	36	2,1	-	-	10
B 120	0607 0710 000	95 ... 120	16,4	38	2,8	-	-	5
B 150	0607 0711 000	120 ... 150	19,5	52	3,5	-	-	5
Pin terminals - soldered drums								
with round pin (DIN 46230)								
E 1	0607 0800 000	0,5 ... 1	1,6	5	0,9	1,9	17	100
E 2.5	0607 0801 000	1 ... 2,5	2,3	5	1	1,9	17	100
E 6	0607 0802 000	2,5 ... 6	3,6	6	1,1	2,7	20	50
with flat pin								
EP 1	0607 0810 000	0,5 ... 1	1,7	4,5	0,9	2,8 x 0,75	13,6	100

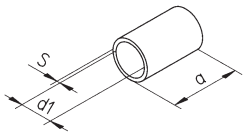

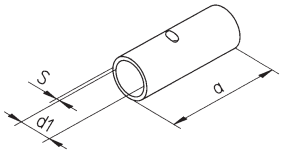

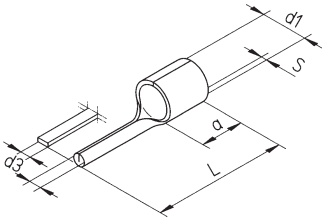

EIR - EIB - PI

Material: tinned brass
Insulation: PVC
Operating temperature: -40 to +75°C

Application: suitable for connections in small and medium series, troubleshooting and repair.



type	article number	section mm²	dimensions (mm) d1	a	d3	L	d4	d5	insulation colour	
Female push-on - pre-insulated										
EIR 3464 F 2,8-1	0633 0961 000	0,5 ... 1	1,8	8,9	3	19,5	3,2		red	100
EIR 3458 F 5-1	0633 0909 000	0,5 ... 1	1,8	8,9	5	18,9	3,4		red	100
EIB 3459 F 5-2,5	0633 0910 000	1 ... 2,5	2,5	8,9	5	20,3	3,9		blue	100
PI 15 309 F 6,3-1	0663 0600 000	0,5 ... 1	1,8	8	6,9	21	3,2		red	100
PI 15 320 F 6,3-2,5	0663 0601 000	1 ... 2,5	2,4	8,6	6,9	21	3,9		blue	100
PI 15 355 F 6,3-6	0663 0602 000	2 ... 6	3,5	12,3	6,9	26	5,4		yellow	100
Female push on - fully shrouded										
EIR 3446 F 5-1	0633 0970 000	0,5 ... 1	1,8	8,9	5	18,9	3,4		red	100
EIR 3498 F 6,3-1	0633 0915 000	0,5 ... 1	1,7	9	6,9	22,4	3,2		red	100
EIB 3499 F 6,3-2,5	0633 0916 000	1 ... 2,5	2,5	9	6,9	22,5	3,9		blue	100
Male push-on terminals - pre-insulated (tab thickness 0,8 mm)										
PI 15309 M 6,3-1	0663 0603 000	0,5 ... 1	1,85	8,5	6,35	21	3,2		red	100
PI 15320 M 6,3-2,5	0663 0604 000	1 ... 2,5	2,55	8,2	6,35	21	3,9		blue	100
PI 15355 M 6,3-6	0663 0610 000	2,5 ... 6	3,65	13	6,35	26	5,4		yellow	100
Female bullet connectors										
PI 4009 FR 4-1	0663 0605 000	0,5 ... 1	1,8	9	Ø 4	31,5	3,2		red	100
PI 4020 FR 4-2,5	0663 0606 000	1 ... 2,5	2,4	8,6	Ø 4	31,5	3,9		blue	100
Male bullet connectors										
PI 4009 MR 4-1	0663 0607 000	0,5 ... 1	1,7	8,5	Ø 4	23	3,2		red	100
PI 4020 MR 4-2,5	0663 0608 000	1 ... 2,5	2,4	8,5	Ø 4	23	3,9		blue	100
Male/female piggy back - insulated (tab thickness 0,8 mm)										
PI 15309 V 6,3-1	0663 0611 000	0,5 ... 1	1,85	7,4	6,35	22	3,2	6,9	red	100
PI 15320 V 6,3-2,5	0663 0609 000	1 ... 2,5	2,55	8	6,35	22	3,9	6,9	blue	100

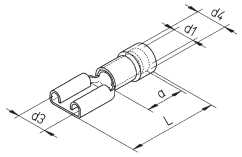

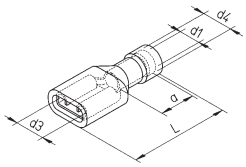

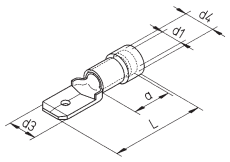

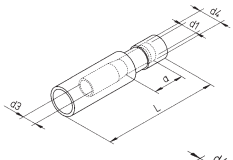

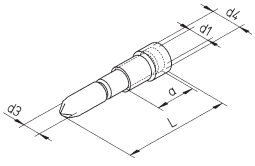

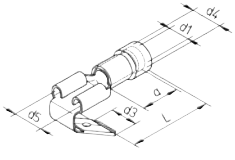

SES

Material: tinned brass
Operating temperature: +200°C maxi

Application: suitable for connections in small and medium series, troubleshooting and repair.



type	article number	section mm²	dimensions (mm) d3	L1	L2	e	
Female receptacle							
EN 6503 F - 2,8	0633 0907 000	0,3 ... 1	2,8	6,2	16	0,5	100
EN 6300 F - 5-1	0633 0944 000	0,5 ... 1	5	7	16,5	0,8	100
EN 6303 F - 5-2,5	0633 0945 000	1 ... 2,5	5	7	16,5	0,8	100
EN 6501 F - 6,3-1	0633 0901 000	0,5 ... 1	6,3	7,5	19	0,8	100
EN 6500 F - 6,3-2,5	0633 0900 000	1 ... 2,5	6,3	7,8	19	0,8	100
EN 6502 F - 6,3-6	0633 0943 000	2,5 ... 6	6,3	7,8	20,5	0,8	100
Right angled female receptacle							
EN 3506 FD - 6,3-2,5	0633 0952 000	1 ... 2,5	6,3	7	15	0,8	100
Male security tab							
EN 6508 M - 5-2,5	0633 0941 000	1 ... 2,5	5	13,5	24	0,8	100
Male tab							
EN 6509 M - 6,3-2,5	0633 0902 000	1 ... 2,5	6,3	8	19	0,8	100

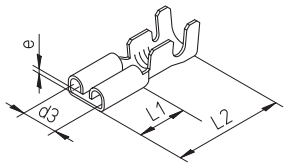

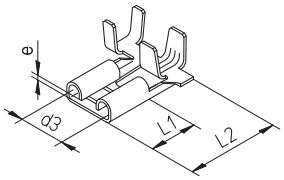

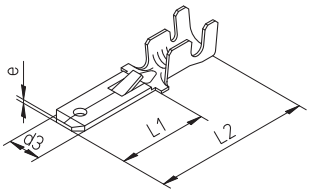

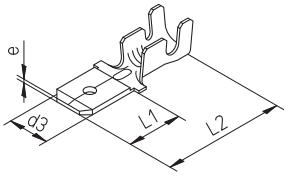

Insulated PLIO® bootlace ferrules

SES

PLIO

Material: tinned copper
Insulation: polypropylene
Temperature of use: +105°C maxi (120°C short time)
Dimensions: according to DIN 46228T4



• PLIO bootlace insulated ferrules

type	article number	section mm²	insulator colours	dimensions (mm) a	L	d1	d2	d4	*
PLIO - 0,5	0649 0005 000	0,5	white	8	13,5	1,1	1,4	2,5	1000
PLIO - 0,75	0649 0010 000	0,75	blue	8	14	1,3	1,6	2,8	1000
PLIO - 1	0649 0015 000	1	red	8	14,5	1,5	1,8	3	1000
PLIO - 1,5	0649 0020 000	1,5	black	8	14,5	1,8	2,1	3,4	1000
PLIO - 2,5	0649 0030 000	2,5	grey	8	15	2,3	2,6	4,2	1000
PLIO - 4	0649 0040 000	4	orange	10	18	2,9	3,3	4,8	1000
PLIO - 6	0649 0050 000	6	green	12	20	3,6	4	6,2	500
PLIO - 10	0649 0060 000	10	brown	12	21	4,6	5	7,5	500
PLIO - 16	0649 0070 000	16	white	12	23	6	6,4	8,8	500
PLIO - 25	0649 0080 000	25	black	16	29	7,5	7,9	11	50
PLIO - 35	0649 0090 000	35	red	16	30	8,5	8,9	12,5	50
PLIO - 50	0649 0100 000	50	blue	20	36	10,5	11,1	15	50

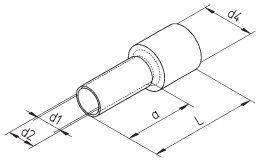

* string bags

• PLIO bootlace ferrules for two conductors especially for bridges or looping-in of two conductors on the same contactor

type	article number	section mm²	insulator colours	dimensions (mm) a	L	d1	d2	d4	d5	
PLIO - 2 x 0,5	0649 0210 000	2 x 0,5	white	8	15	1,5	1,8	4,5	2,3	1000
PLIO - 2 x 0,75	0649 0220 000	2 x 0,75	grey	8	15	1,8	2,1	5,1	2,6	1000
PLIO - 2 x 1	0649 0230 000	2 x 1	red	8	15	2,05	2,35	5,1	3	1000
PLIO - 2 x 1,5	0649 0240 000	2 x 1,5	black	8	16	2,3	2,6	6,4	3,5	1000
PLIO - 2 x 2,5	0649 0250 000	2 x 2,5	blue	10	18,5	2,9	3,3	7,5	4	1000
PLIO - 2 x 4	0649 0260 000	2 x 4	grey	12	23	3,8	4,2	8,6	4,9	1000
PLIO - 2 x 6	0649 0270 000	2 x 6	yellow	14	25	4,6	5	9,6	5,8	500
PLIO - 2 x 10	0649 0280 000	2 x10	red	14	26	6,5	6,9	12,6	7	500

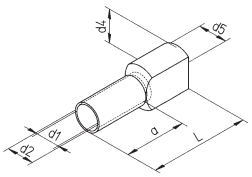

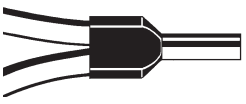

B7/5



SES bootlace ferrules in dispenser boxes

SES

BOX1 - BOX2

Specifications: stacking (with central hole of 7 mm)
rotating lid with window.

Applications: round dispenser box. Ideal for work on site.

A wide range of permanently available connectors
No loss of time.



type	art. no.	Ø mm	height mm	weight g	
BOX1 - 180012	0649 0810 000	90	40	90	1
contents:	section (mm²)	quantity			
	0,5	50			
	0,75	100			
	1	100			
	1,5	100			
	2,5	50			
BOX2 - 180022	0649 0820 000	90	40	85	1
contents:	section (mm²)	quantity			
	4	50			
	6	20			
	10	20			
	16	10			





D5/5-01



Bandoliered insulated bootlace ferrules

SES

Bootlace ferrules

Material: tinned electrolytic copper
Material insulation: polypropylene
Operating temperature: +105°C maxi (120°C short time)
Dimensions: according to DIN 46228T4



type for section (mm²)	article number	colour	in reels of	dimensions (mm) a	L	d1	d2	d4	
Bandoliered bootlace ferrules in bags									
WH 0,5 mm²	0649 0105 001	**white**	10 x 50 ferrules	8	14,5	1,1	1,4	2,6	500
BU 0,75 mm²	0649 0110 002	**blue**	10 x 50 ferrules	8	14,5	1,3	1,6	2,8	500
RD 1 mm²	0649 0115 007	**red**	10 x 50 ferrules	8	14,5	1,5	1,8	3	500
BK 1,5 mm²	0649 0120 010	**black**	10 x 50 ferrules	8	14,5	1,8	2,1	3,4	500
GY 2,5 mm²	0649 0130 013	**grey**	10 x 50 ferrules	8	14,5	2,3	2,6	4,2	500
Bandoliered bootlace ferrules in dispenser boxes									
YE 0,25K mm²	0649 0301 004	**white**	1000 ferrules	8	14,5	0,8	1,3	2	1000
TQ 0,35K mm²	0649 0303 086	**turquoise**	1000 ferrules	8	14,5	0,8	1,3	2	1000
WH 0,5K mm²	0649 0305 001	**yellow**	1000 ferrules	8	14,5	1,1	1,4	2,6	1000
BU 0,75K mm²	0649 0310 002	**blue**	1000 ferrules	8	14,5	1,3	1,6	2,8	1000
RD 1K mm²	0649 0315 007	**red**	1000 ferrules	8	14,5	1,5	1,8	3	1000
BK 1,5K mm²	0649 0320 010	**black**	1000 ferrules	8	14,5	1,8	2,1	3,4	1000
GY 2,5K mm²	0649 0330 013	**grey**	500 ferrules	8	14,5	2,3	2,6	4,2	500
Bandoliered bootlace ferrules on reels									
WH 0,5D mm²	0649 0306 001	**white**	3000 ferrules	8	14,5	1,1	1,4	2,6	3000
BU 0,75D mm²	0649 0311 002	**blue**	3000 ferrules	8	14,5	1,3	1,6	2,8	3000
RD 1D mm²	0649 0316 007	**red**	3000 ferrules	8	14,5	1,5	1,8	3	3000
BK 1,5D mm²	0649 0321 010	**black**	2500 ferrules	8	14,5	1,8	2,1	3,4	2500
GY 2,5D mm²	0649 0331 013	**grey**	1500 ferrules	8	14,5	2,3	2,6	4,2	1500



bandoliered bootlace ferrules in dispenser boxes



bandoliered bootlace ferrules on reels



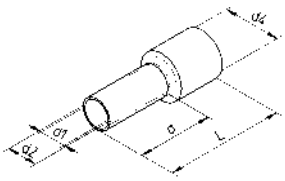

crimping machine MC 25 for bandoliered bootlace ferrules
Please contact our tehcnical department.

D5/6-02



D5/6-03



SES end sleeves in silvered copper

SES

RoHS

SES

Material: silvered copper
Operating temperature: +130°C maxi
Specifications: flared opening
Dimensions: according to Norm DIN 46228

Applications: perfect crimping is performed with our crimping tools.



type	article number	section mm²	dimensions (mm) L	d1	d2	e	
SES 71 S / 6	0710 0001 000	0,5	6	1	2,1	0,15	1000
SES 71 / 6	0710 0004 000	0,75	6	1,2	2,3	0,15	1000
SES 72 S / 6	0710 0007 000	1	6	1,4	2,5	0,15	1000
SES 72 S / 10	0710 0009 000	1	10	1,4	2,5	0,15	1000
SES 72 / 7	0710 0012 000	1,5	7	1,7	2,8	0,15	1000
SES 72 / 10	0710 0014 000	1,5	10	1,7	2,8	0,15	1000
SES 73 / 7	0710 0017 000	2,5	7	2,2	3,4	0,15	1000
SES 73 / 12	0710 0019 000	2,5	12	2,2	3,4	0,15	1000
SES 74 / 9	0710 0022 000	4	9	2,8	4	0,20	1000
SES 74 / 12	0710 0023 000	4	12	2,8	4	0,20	1000
SES 75 / 10	0710 0025 000	6	10	3,5	4,7	0,20	250
SES 75 / 12	0710 0026 000	6	12	3,5	4,7	0,20	250
SES 75 / 15	0710 0027 000	6	15	3,5	4,7	0,20	250
SES 76 / 12	0710 0028 000	10	12	4,5	5,8	0,20	250
SES 76 / 15	0710 0029 000	10	15	4,5	5,8	0,20	250
SES 76 / 18	0710 0030 000	10	18	4,5	5,8	0,20	250
SES 77 / 12	0710 0031 000	16	12	5,8	7,5	0,20	250
SES 77 / 15	0710 0032 000	16	15	5,8	7,5	0,20	250
SES 77 / 18	0710 0033 000	16	18	5,8	7,5	0,20	250
SES 78 / 12	0710 0035 000	25	12	7,3	9,5	0,20	250
SES 78 / 15	0710 0036 000	25	15	7,3	9,5	0,20	250
SES 78 / 18	0710 0037 000	25	18	7,3	9,5	0,20	250

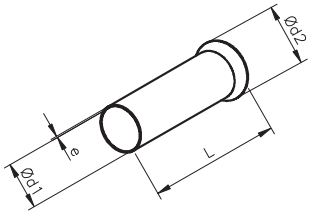

D5/5 D5/6





SES end sleeves

SES

Material: tinned copper
Operating temperature: + 200°C maxi.
Dimensions : selon DIN 46228 T1

Applications : a perfect crimping with our crimping tools.



type	article number	section mm²	L	dimensions (mm) Ø d1	Ø d2	e	
B00205	0710 0101 000	0,25	5	0,8	1,7	0,15	1000
B00207	0710 0102 000		7				1000
B00305	0710 0111 000	0,34	5	0,9	1,8	0,15	1000
B00307	0710 0112 000		7				1000
B00506	0710 0121 000		6				1000
B00508	0710 0122 000	0,5	8	1	2,1	0,15	1000
B00510	0710 0123 000		10				1000
B00706	0710 0131 000		6				1000
B00708	0710 0132 000	0,75	8	1,2	2,3	0,15	1000
B00710	0710 0133 000		10				1000
B01006	0710 0141 000		6				1000
B01008	0710 0142 000	1	8	1,4	2,5	0,15	1000
B01010	0710 0143 000		10				1000
B01507	0710 0151 000		7				1000
B01508	0710 0152 000	1,5	8	1,7	2,8	0,15	1000
B01510	0710 0153 000		10				1000
B01512	0710 0154 000		12				1000
B02507	0710 0161 000		7				1000
B02508	0710 0162 000	2,5	8	2,2	3,4	0,15	1000
B02510	0710 0163 000		10				1000
B02512	0710 0164 000		12				1000
B04009	0710 0171 000	4	9	2,8	4	0,2	1000
B04012	0710 0172 000		12				1000
B06010	0710 0181 000		10				1000
B06012	0710 0182 000	6	12	3,5	4,7	0,2	1000
B06015	0710 0183 000		15				1000
B06018	0710 0184 000		18				1000
B10012	0710 0191 000		12				500
B10015	0710 0192 000	10	15	4,5	5,8	0,2	500
B10018	0710 0193 000		18				500
B16012	0710 0201 000		12				250
B16015	0710 0202 000	16	15	5,8	7,5	0,2	250
B16018	0710 0203 000		18				250
B25012	0710 0211 000		12				100
B25015	0710 0212 000	25	15	7,3	9,5	0,2	100
B25018	0710 0213 000		18				100
B25025	0710 0214 000		25				100

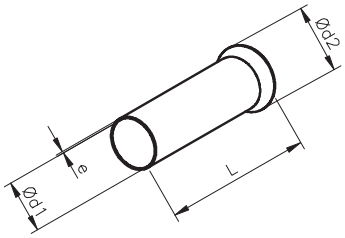

D5/5



D5/6



D5/3



MISCHKE thin-wall end sleeves

MISCHKE

Material: natural brass
Quality: CuZn37
Operating temperature: +200°C maxi
Specifications: flared opening

Applications: crimping without tool, directly performed with fixing screws because of a very thin wall.



type	article number	section mm²	dimensions (mm) L	d1	d2	
M 0050/8	0613 0011 000	0,5	8			100
M 0050/12	0613 0111 000	0,5	12	1,1	1,3	100
M 0050/20	0613 0311 000	0,5	20			100
M 0075/8	0613 0012 000	0,75	8			100
M 0075/12	0613 0112 000	0,75	12	1,3	1,5	100
M 0100/8	0613 0013 000	1	8			100
M 0100/12	0613 0113 000	1	12	1,6	1,8	100
M 0100/20	0613 0313 000	1	20			100
M 0150/8	0613 0014 000	1,5	8			100
M 0150/12	0613 0114 000	1,5	12	1,8	2	100
M 0150/20	0613 0314 000	1,5	20			100
M 0250/8	0613 0015 000	2,5	8			100
M 0250/12	0613 0115 000	2,5	12	2,3	2,5	100
M 0250/20	0613 0315 000	2,5	20			100
M 0400/8	0613 0017 000	4	8			100
M 0400/12	0613 0117 000	4	12	3,2	3,4	100
M 0400/20	0613 0317 000	4	20			100
M 0600/8	0613 0018 000	6	8			100
M 0600/12	0613 0118 000	6	12	3,8	4	100
M 0600/20	0613 0318 000	6	20			100
M 1000/8	0613 0019 000	10	8			100
M 1000/12	0613 0119 000	10	12	4,3	4,5	100
M 1000/20	0613 0319 000	10	20			100
M 1600/8	0613 0020 000	16	8			100
M 1600/12	0613 0120 000	16	12	5,6	5,8	100
M 1600/20	0613 0320 000	16	20			100

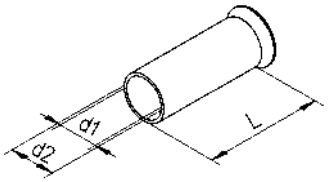

MISCHKE eyelets in natural brass
0,75 to 6 mm²

MISCHKE

Material: thin brass, natural
Quality: CuZn37
Operating temperature: > +250°C
Flame resistance: incombustible

Applications: thin brass that flattens on the conductor with a flat jawed tool.



type	article number	section mm²	for screws	Ø before crimping d1 (mm)	Ø before crimping d2 (mm)	
M 003	0613 0002 000	0,5	M 3	3,4	6,7	100
M 004	0613 0003 000	1,5	M 4	4,5	8,0	100
M 005SP	0613 0004 000	2,5	M 5	5,5	9,3	100
M 006	0613 0005 000	4	M 6	6,6	10,4	100
M 008	0613 0006 000	6	M 8	8,8	14,2	100

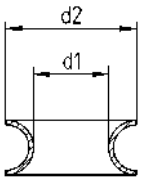

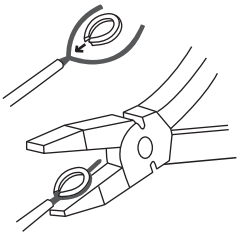

D7

Heat guns











SES-STERLING proposes a programme of heat guns especially designed for shrink work of heat shrinkable sleeves and sleeving. This heat gun range has been developped for short and long-term work.

"Current" types are mostly used for shrinking of PVC sleeves and sleevings and of interesting price.

"Professional" and "high performance" types are often used for continuous operation on machines and production lines.

D7/1 "Current" heat guns especially designed for shrinking work on PVC sleeving series "R" and for punctual heating of components, devices and chemicals, etc ...

D7/2 "Professional" heat guns more performant devices for shrinking of polyolefines and other products needing intense heating. Among all types, the AH heat gun is especially designed to be integrated in machines and production lines.

D7/3 "High performance" heat guns designed for all uses, long-lasting devices that can reach very high temperatures.

D7/4 Flameless heat gun with Piezo electronic self-starting ignition system.

An impressive selection ! Our technical services are ready to advise and give a solution for any heating problem with our heat guns.

Hot air gun
Standard

HL 1620 S

double insulating

Characteristics:	- body in plastic - manual switch adjustment of the temperature - 2 steps for heating
Temperatures:	300°C (fixed position) 500°C (fixed position)
Volume air:	240 l/min (fixed position) 450 l/min (fixed position)
Current:	230 V - 50 Hz
Power:	1600 W
Dimensions:	252 x 85,5 x 200 mm
Weight:	700 g
Applications:	tool commonly used use for retraction and heating.



type	article number	
HL 1620 S without deflector	0533 0100 000	1

HG 2320 E

double insulating

Characteristics:	- body in plastic - with electronically controlled temperatures - LCD screen
Temperatures:	80 to 650°C (in stages of 10°C)
Volume air:	150 to 500 l/min
Current:	230 V - 50/60 Hz
Power:	2300 W
Dimensions:	253 x 86,5 x 200 mm
Weight:	755 g
Application:	device designed for withdrawal of work requiring precise temperature control heating. Equipped with a 3m cable, it allows great ease of movement.





type	article number	
HG 2320 E without deflector	0533 0115 000	1

Deflector for hot air guns HL 1620 S and HG 2320 E

type	article number		
70519	0533 0202 000	1	Deflector for smaller heat shrinkable sleevings
70410	0533 0201 000	1	75 mm deflector for drying



70519



70410

SES K5.16 RS heat gun
for professional use - continuous operating

SES

CE

SES - K5.16 RS

Material:	body: plastic
Temperatures:	adjustable between 20 and 600°C
Output:	200 l/min
Current:	230 V
Power:	1600 W maxi
Dimensions:	350 x 105 x 56 mm
Weight:	1300 g

Specification:

- electronic device for stepless temperature control.
- can be used for shrinking our shrink sleeves, as well as for polymerization, drying, thermoforming and plastic welding, preheating of parts, etc...

double insulation ⧈



type	article number		
Complete heat gun (with cable and plug, without deflector)			
SES K5.16 RS	0525 0201 000		1
Spare heating elements			
284 0181-243	0525 0207 000		1
Accessories			
283 0198-033	0525 0204 000	Nozzle deflector Ø 5 mm	1
283 0199-034	0525 0205 000	Flat deflector 40 x 2 mm	1
283 0199-036	0525 0206 000	Flat deflector 20 x 2 mm	1
283 0500-050	0525 0150 000	Spoon deflector Ø maxi 55 mm	1
285 0182-010	0525 0203 000	Spare spring carbo	1
63	0594 0015 000	Support	

284 0181-243



283 0198-033



283 0199-034



283 0199-036



283 0500-050



63



Heat gun SES
LEISTER TRIAC ST
continuous operating - high performance

SES

TRIAC ST

Body:	plastic
Operating temperatures:	40 to 700°C
Air volume:	240 l/min
Current:	230 V
Tension:	1600 W
Dimensions:	338 x 90 mm
Handle:	Ø 56 mm
Nozzle:	outside Ø 32 mm
Weight:	990 g

Specification:

- Robust tool suitable for use on a building site
- Adjustable temperature
- Easily removable and cleanable air filters
- Automatic coal shutdown (collector protection) and protection of the resistance
- Improved ergonomics and weight content of less than 1kg.
- Delivered without nozzles

double insulation



type	article number		
Air gun LEISTER			
TRIAC ST	0594 0001 000		1
Spare heating elements			
142.717	0594 0379 000		1
Accessories			
31 A	0594 0016 000	Deflector with normal oblique nozzle Ø 5	1
50 B	0594 0012 000	Spoon deflector Ø 30 mm	1
30 B1	0594 0013 000	Flat deflector 40 mm	1
63	0594 0015 000	Support	1

142.717



New

31 A



50 B



30 B1





Cleaning
The double-sided air filters can be easily removed and cleaned, allowing for optimal air flow and maximum power range.



Continous
Adjusting of the temperature of the single air up to 700°C.

63



SES heat gun
LEISTER ELECTRON ST
high performance continuous operating

SES

ELECTRON ST

Body:	plastic
Operating temperatures:	40 to 650°C
Air volume:	360 l/min
Current:	230 V - 50 Hz
Tension:	3400 W
Dimensions:	338 x 90 mm
Handle:	Ø 56 mm
Nozzle:	outside Ø 50 mm
Weight:	1100 g

Specification:

- equipment, special machinery, equipped with a sophisticated electronic system.
- progressively adjustable temperature with whichever nozzle is used and regardless of the nozzle used.
- equipped with 2 air filters, removable quickly, easy maintenance.
- Low weight and ergonomic design for a better grip.

double insulation



type	art. no.		
Heat gun LEISTER			
ELECTRON ST	0594 0002 000		1
Heating element			
145.606	0594 0027 000		1
Accessories			
37 A	0594 0022 000	Flat deflector 70 x 10 mm	1
55	0594 0023 000	Sieve deflector Ø 75 mm	1
56	0594 0024 000	Sieve deflector Ø 110 mm	1
63	0594 0015 000	Support	1

145.606



37 A



55



56



63





Cleaning
The two air filters are cleaned and removed within seconds.



Continous
Adjusting of the temperature of the single air up to 650°C.

Heat gun SES
LEISTER HOTWIND PREMIUM
High performance - for professional use continuous use

HOTWIND PREMIUM

Body:	plastic
Operating temperatures:	adjustable between 20 to 650°C
Airflow:	200 to 900 l/min
Current:	230 V - 50 Hz
Power:	3700 W
Dimensions:	332 x 179 x 106 mm
Weight:	2200 g

Specification:

- Sophisticated electronic system
- NO carbon engine ensuring its longevity
- Adjustable heating power continuously by potentiometer
- Cooling key
- Tube Ø 62 mm
- Extremely quiet



type	article number		
Heat gun LEISTER			
HOTWIND PREMIUM	0594 0050 000		1
Accessories			
36 B1	0594 0055 000	Nozzle deflector Ø 40 mm	1
37 B1	0594 0056 000	Flat deflector 150 x 12 mm	1
37 B2	0594 0057 000	Flat deflector 85 x 15 mm	1

36 B1



37 B1



37 B2





Adjustable heating power continuously by potentiometer.



Automatic cooling function of the device.

SES hot air gun
LEISTER GHIBLI
for continuous operation

SES

GHIBLI

double insulation

Body:	plastic
Operating temperatures:	adjustable between 20 to 600°C
Airflow:	300 and 350 l/min (manually adjustable)
Current:	230 Volt 50/60 Hz
Power:	2000 Watt
Dimensions:	160 x 195 x 85 mm
Weight:	1200 g

Specification:
- motor fitted with a 2 steps switch and a sophisticated electronic system to produce hot air and progressive adjustable temperatures regardless of the nozzles used.
- Supplied without nozzle.



type	article number	
Heat gun LEISTER		
GHIBLI 1P4	0594 0400 000	1
Spare heating elements		
33A.11.107	0594 0410 000 230V - 1950 W	1
Accessories		
31 G	0594 0411 000 Standard Nozzle Ø 5 mm	1



31 G

IRODA Flameless Heat Gun with Piezo electronic self-starting ignition system

SES-IRODA

Body:	plastic
Temperatures:	until 650°C
Dimensions:	115 x 80 x 25 mm
Weight:	95 g

Specifications:

- Piezo electronic ignition system, with safety lock.
- Powered by refill cell or disposable gas lighter.
- Flameless temperature up to 650°C.
- Wind-proof and waterproof ignition make the IRODA ideal for indoor and outdoor use.
- Compact size easy-to-use source of flameless heat when you are working with shrinkable sleeving.
- Simplicity and speed of use.

Field of use:

Installation and repair in the automotive work, aviation, communication and general industry.





type	art. no.	
Heat Gun IRODA complete with empty cell and deflector		
IRODA	0533 0120 000	1

1. Cartridge filling

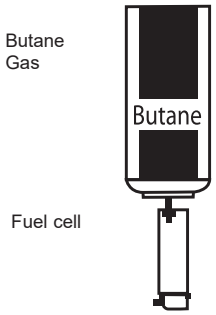

2. Assembly instructions

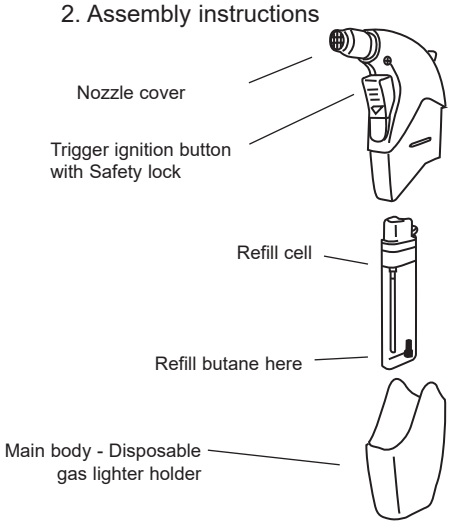

3. Operating instructions for the deflector

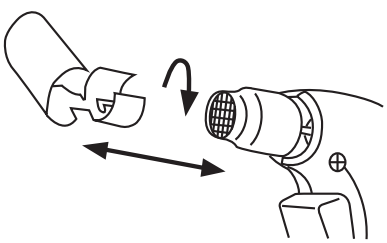

Hot air gun and deflector

• Main technical characteristics of the SES hot air guns

Type	Power W	Operating temperature °C	Volume air L/min	Weight g	Dimensions mm
HL 1620 S	1600 W	300 and 500 (2 positions)	240 and 450 (2 positions)	700	252 x 85,5 x 200
HG 2320 E	2300 W	from 80 to 650 (adjustable)	from 150 to 500 (adjustable)	755	253 x 86,5 x 200
SES-K5-16 RS	1600 W	from 20 to 600 (adjustable)	200 (non-adjustable)	1300	350 x 105 x 56
LEISTER Triac ST	1600 W	from 40 to 700 (adjustable)	240 (non-adjustable)	990	338 x 90
LEISTER Electron ST	3400 W	from 40 to 650 (adjustable)	from 400 to 500 (adjustable)	1100	338 x 90
LEISTER HOTWIND	3700 W	from 20 to 650 (adjustable)	from 200 to 900 (adjustable)	2200	332 x 179 x 106
LEISTER GHIBLI	2000 W	from 20 to 600 (adjustable)	300 and 350 (2 positions)	1200	160 x 195 x 85
SES-IRODA	-	650 (non-adjustable)	-	95	115 x 80 x 25

• Diameter capacity of deflectors for SES hot air guns

Type	Diameter range mm
Deflector 70519 (+ HG 2320 E)	1,2 to 25,4
Deflector 283 0500-050 (+ SES-K5-16 RS)	1,2 to 50,8
Deflector 50 B (+ LEISTER Triac ST)	1,2 to 25,4
Deflector 55 (+ LEISTER Electron ST)	1,2 to 50,8
Deflector 56 (+ LEISTER Electron ST)	1,2 to 101,6

D9

Soldering wire



To complete the dismantling, insulation, sleeving, wire and cable fixing programmes, SES-STERLING proposes a high-grade product in collaboration with a competent manual welding tool manufacturer.

Page

• D9/4 **Soldering wire**



SES soldering wire

SES

SES soldering wire is an alloy of 60% tin from prime molten material. The soldering wire comprises 4 internal cores containing the soldering flux. Soldering residues do not need to be removed as they offer additional protection against humidity by insulating resin deposits.
Neverthless, should removal of residue be necessary for aesthetic or other reasons, it can be very easily removed with a methyl alcohol impregnated swab.
4 cores are the best guarantee for good continuity in soldering flux diffusion.



type	article number		
"Standard" reels 22 x 63 mm Ø			
L 0912.02	0617 0002 000	Ø 1 mm - 250 g	1
"Max" reels 44 x 63 mm Ø			
L 0912.01	0617 0003 000	Ø 1 mm - 500 g	1

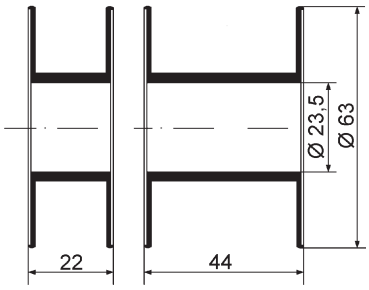

Soldering wire in tin and copper

SES

RoHS

This wire is lead free, it gets an excellent absorptivity on copper, galvanized copper, brass and nickel. Taking into account the nature of metals used, it is necessary to increase the temperatures of work, for example for a use with a soldering iron, we recommend a temperature of 370°C.

type	article number		
"Standard" reels 38 x Ø 48 mm			
A11.01	0617 0005 000	Ø 1 mm - 250 g	1
"Maxi" reels 38 x Ø 63 mm			
A11.02	0617 0006 000	Ø 1 mm - 500 g	1



D10

Desoldering equipment











Where soldering has been carried out, effective desoldering tools are needed. Desoldering is not only necessary to maintain but it also is an efficient repair.
Our special field includes a whole range of simple and pneumatically controlled desoldering tools and desoldering braid:

D10/1 Desoldering tools
Pocket-sized tools for trade use
Desoldering tool for DIY use
Desoldering tool with integrated electrical heating

D10/2 Desoldering braid in dispensers and large reels

The desoldering braiding is manufactured in the EEC at the SES-STERLING factories. SES-STERLING was one of the first manufacturers in this product area and therefore has several decades experience in this technology, demonstrated by the marketing of high grade products.

• Desoldering tools

Instructions for use:

- allow the solder to melt at the connection with a soldering iron.
- activate the desoldering tool by pressing the piston home.
- put the point on the liquified solder.
- press on the side button of the tool to release the piston.
- the solder is then sucked up inside the tool.
- repeat the operation until removing of the solder is complete.



type	article number	weight g	Ø mm	length mm	
Ordinary desoldering tools					
1101	0592 0005 000	40	18	160	1
1000	0592 0006 000	70	20	195	1
PTFE spare terminals for 1000 & 1101					
E-1101	0592 0013 000	-	-	-	1
1000 antistatic terminal					
1000-AS	0592 0014 000	-	-	-	1



• SES desoldering tool with integrated heating

This desoldering tool with integrated heating allows working with one hand.

Instructions for use:

- plug in the unsoldering tool;
- before unsoldering, cover the hot tool end with tin;
- press the piston until the stop;
- turn the tool smoothly to complete soldering melting;
- press the button to release the sucking up piston - all solder must be removed;
- regularly clean the tool by removing it from the casing, and unscrew the bolt;
- regularly grease the internal piston;
- clean the sucking conduit with the scraper delivered with the tool.



type	article number	weight g	Ø mm	length mm	
MULTIPLE desoldering tool					
complete with cable and no plug - 24 volts - 50/60 Hz - 30 Watt					
DI-3 24V 30 W	0592 0031 000	215	34	265	1
Terminals					
Multiple T-2	0592 0015 000	8	1,2	105	1
Multiple T-1	0592 0016 000	8	1,5	105	1

SES desoldering braiding
width 1,5 to 5 mm

SES

To desolder connections and correct printed circuits. It ensures a clean and non corrosive location for the re-soldering. The tin is absorbed by capillary effect, dispensers allow economic braiding use.

The SES braiding is also available in large reels.

type	article number	braiding width (mm)	length per dispenser (m)	
SES desoldering braiding in short length dispenser				
TA yellow	0548 0111 000	1,5	1,7	3
TB grey	0548 0112 000	2	1,7	3
TC blue	0548 0113 000	3	1,7	3
TD white	0548 0120 000	4	1	3
TE green	0548 0121 000	5	1	3
SES desoldering braiding in medium-sized length dispenser				
10 red	0548 0200 000	1	3	3
15 orange	0548 0201 000	1,5	3	3
20 black	0548 0202 000	2	3	3
30 violet	0548 0203 000	3	3	3







For smaller connection, bevel the braiding end; for important connection, fold the end before doubling it.



1) Standard solder connection.



2) Apply the braiding on the solder, heat with the soldering iron.



3) The molten solder has been absorbed by the braiding.



Technical properties Index



Abbreviation	Designation
CA	Cellulose acetat
EPDM	Ethylene-propylene-diene terpolymer rubber
EVA	Ethylene vinyl acetate copolymer
PA	Polyamide
PC	Polycarbonate
PE	Polyethylene
PET	Polyethylene terephthalate
POM	Polyoxymethylene (or Polyacetal)
PP	Polypropylene
PPE	Polyphenylene ether
PS	Polystyrene
PUR	Polyurethane
TPE	Thermoplastic elastomer
TPU	Thermoplastic polyurethane
CR	Polychloroprene rubber
PVC	Polyvinyl chloride
PTFE	Polytetrafluoroethylene
PBT	Polybutylene terephthalate
NBR	Nitrile rubber
TEV	Vinyl coated fabric
ABS	Acrylonitrile-Butadiene-Styrene copolymer
PC/ABS	Polycarbonate / Acrylonitrile-Butadiene-Styrene copolymer
PPE/PS	Polyphenylene ether / Polystyrene
PC/ASA	Polycarbonate / Acrylic-styrene-acrylonitrile copolymer
SEBS	Styrene-ethylene-butadiene-styrene copolymer
-	Polyester
-	Silicone (rubber)

List of SES-STERLING halogen-free items

Family	Designation	Material*	Catalogue page
0102	Label holder FB (except PVC cable tie)	PS - PP - Cardboard	B12/4
0103	Fixing studs	PS	B7/3-02 C9/1
0104	Fixing studs	PA	C9/1 B7/3-02
0105	Terminal boots for standard clips	PE - PA - PP	A22/30
0106	Mounting base FIX FB140	PA	C9/1-02
0109	Cable tie CM	PA	C10/1
0110	Cable tie CU	PA	C10/1
0112	Fixing support S	PS choc	C14/1
0113	Cable tie PLIO-GRAINS	PA - PP	C13/1
0114	Cable tie CX	PA	C10/3
0115	Terminal boots for clips in Plioprene	TPE	A21/4
0117	Label holders PROTECTOR E and P	PS	B12/5
0120	Cable tie CN	PA	C10/4
0121	Cable tie CR	PA	C12/17
0122	Cable tie BELTO	PA	C12/1
0126	Based markers ER and EC without printing	PS	B10/1
0127	Accessories CH and CB	PA-POM	C14/2
0130	Fixing studs	PE	B7/3
0131	Strain relief bushes DM	PA	A22/20
0133	Grommet with membrane DG-MS and DG-MT	PP+TPE/PE+TPE	A22/5
0136	Cable clips XE	PA-PP	C6/2
0140	Marker carriers PLIO-MARKERS PE, PP and PP MDE	PE - PP	B7/3
0140	Label CH	PA-PP-PE	B13/5 C14/4
0141	Cable tie CB	PE	C13/2
0143	Grommet PLIOCAP	PA-PP-PE	A22/6
0144	Grommet DG-TPE Plioprene	TPE	A21/2
0144	Grommet DGX/DGX MULTI-TPE	TPE	A21/2
0144	Oval grommet DO TPE Plioprene	TPE	A21/3
0144	Grommet PLIOFIX	TPE+PA	A22/5
0144	Modular grommet	PP / TPE	A22/7
0145	Grommet DK/DKF/DKP-TPE Plioprene	TPE	A21/1
0146	Protectors TPE Plioprene	TPE	A21/3
0146	Special parts TPE Plioprene	TPE	A21/3
0186	Cable tie SES-QUICK + accessories	PA-PP-PE-Polyester	C12 C13/4 C14/1
0187	Metallic cable tie IBQ and IMQ	Steel coated or not	C13/30
0189	Cable tie SM + accessories	PA	C15/1
0190	Cable lock PLIOCATCH range	PA	C11
0204	Self welding tape SI-303	Silicone	A23/2
0205	Sleeves SILAVIA	Silicone	A1/3
0207	Insulating sleeving PLIOPRENE TPE	TPE	A3/10
0211	Sleeving SILAVIA	Silicone	A2/2
0214	Insulating sleeving SILA-SUPER	Silicone	A3/20
0252	Grommet DU	EPDM	A20/1
0252	Grommet DX-M and DX-PG	EPDM	A20/7
0306	Wrap round tapes MYLAR	Polyester	B3/1
0307	SES EV-Laser	PET	B1/9
0308	Code marker strips with MYLAR labels	Polyester	B2/8
0317	TA foam	Polyester foam	B13/22
0317	Carriers PUR	TPU	B13/22
0317	Strips TF	Polyester	B13/22
0334	SILAVIA LASER-ONE markers	Silicone	B6/1
0335	Marker sleeves SILAVIA LASER	Silicone	B9/2
0356	Markers ER and EC printed	PS	B10/1
0358	Printed silicon markers SILAVIA-TWIN	Silicone	B9/2
0364	Markers in precut strings SILAVIA-TWIN, printed	Silicone	B6/3
0368	PLIO-MARKERS M-65 TPU	TPU	B7/3
0368	PLIO-MARKERS M-65 PP MDE	PP	B7/3
0369	Fixing studs PA and PA-V2	PA	B7/3
0373	Wire markers PLIOGRAPH2000	PA	B5/1
0373	Labels LMB	PET	B5/1

List of SES-STERLING halogen-free items

Family	Designation	Material*	Catalogue page
0373	Carriers PR	EVA	B5/2
0374	Marking PLIO SNAP+	POM	B8/2
0374	Carriers PLIO SNAP+ PSR	PP	B8/2
0376	Marking PLIOGRIP	POM	B8/1
0378	Marking plates PLIOSCRIB	PS	B5/1-03
0378	Band M1P Band10	PE	B13/21/2
0380	Laser printed carriers halogen-free	PP	B11/1
0380	Strips Inox laser engraved or embossed	Inox	B11/2
0588	Cable trunking Plioflex FXD	PP	C6/1
0611	Screw + Nuts	PA	C10/30
0619	Cable tie PLIOTER	Metal	C13/31
0624	Expandable braided sleeving PLIOSIL PET, PET-S and PA	PET - PA	A6/1
0630	Sleeving PLIOWELL	PA - PP	A7/4
0631	Nozzle REC	TPE	A7/4
0631	Cable glands PLIOQUICK and PLIOLOCK PLA	PA	A7/5
0631	Accessories for PLIOWELL flexible conduit	PA-PUR	A7/5
0635	Rivets PLIO GT and GS	POM-PA	C3/1
0636	Cable gland PLIO-PE and PLIO-PEC	PA-TPV	A8/2
0636	Lock nut PLIO-CE and PLIO CEC	PA	A8/2-02
0636	Cap PLIO-BC and protectors PLIO-PT	PA	A8/4-01
0636	Metallic cable glands PE-MT	Metal-TPV	A8/3-01
0637	Sleeving PLIOSIL EMI	PET coated	A6/3
0637	Expandable sleeving PLIOSIL HT, HT-S et HT-P	Fiberglas treated or coated	A6/2
0639	Sleeves and sleeving Pliofine B	Polyolefine	A4/4
0640	Self closing textile split braided sleeving PLIOSIL WS	PET	A6/4-01
0642	Bootlace ferrule CA - Accessories for PLIOFAST rings	PA Metal - Plastic HF	B7/5
0643	Lacing cord ABSA	PA	C9/6
0646	Self welding tape Pliofine A720	PE	A23/2
0650	Self welding tape PLIOBAND	-	B12/6-01 C3/1-2
0651	Caps BA 6 for standard clips	PP	A22/31
0684	Metallic cable ties	Metal	A21/3
0686	Cable tie SP	PA	C10/5
0707	Lubricant for HELAVIA® and SILAVIA sleeves	Oil	A1/4
0711	Supports CT	PS	C10/5
0711	Cable clamps GFB and SAF	Aluminium - Steel	C10/20
0736	Tape for cassettes modular	PET	B4/1
0737	Markers PLIO-CLIP	PA	B8/3
0738	Label holder PT EF	EVA	B12/1
0738	Label holder PT, PT E and PT ES	PE	B12/8
0738	Label and carriers LFL – Strips LF	PET	B12/1
0738	Marking PLIOMARK MINOX	Inox	B12/10
0738	Label holder PLIO CLICK	EVA	B12/1-04
0738	Label PLIO CLICK	EVA	B12/1-04
0738	Heat shrinkable sleeving BX-P	Polyolefin	A4/6-04
0741	Cable glands ELECTROFLEX	PA	A7/2
0819	Sleeving PLIOSPIRE PE/PP/PA/MDE/Plus	PE-PP-PA	A5/1 A5/2
0820	Cable binding PLIOZIP	PP	A5/3
0821	Cable ties SES WRAP	PE/PA	C13/20
0826	Grommet strips PLIOBORD P, C and AS	PE	A23/1
0845	Stud PLIO GZ-01	PA	C3/1
0845	Support PLIO GZ-02	PA	C3/1
0845	Retaining clip PLIO GX-1 and GX-2	PP	C3/5
0845	Bridging clip PLIO GX	PA	C3/5
0845	Label holder for PE cable trunking	PC	C3/6
0847	Cable trunking PLIOFLEX GMF	PP	C6/1
0848	Cable trunking GF-DIN-SH S	PPE/PS – PC/ABS	C2/2
0848	Cable trunking GF-DIN-SH A7/5	PC/ABS	C1/2
0850	Cable trunking GN-HF-S	PC/ABS	C2/1
0850	Cable trunking GN-HF-A6/4	PC/ABS	C2/1
0850	Retaining clip BR-GN-HF	PC/ABS	C3/5

Repertory of SES-STERLING products
List classified by art.No.

Art. No.	Page	Art. No.	Page	Art. No.	Page	Art. No.	Page	Art. No.	Page	Art. No.	Page
01020001000	B12/4-01	01070016010	A22/1-01	01070097010	A22/2-01	01180006013	C10/4-01	01270038010	C14/2-02	01320095010	A22/1-02
01020002000	B12/4-01	01070017010	A22/1-01	01070099010	A22/2-01	01180007013	C10/4-01	01270039010	C14/2-02	01320096010	A22/1-02
01020003000	B12/4-01	01070018010	A22/1-01	01070100010	A22/1-01	01180008013	C10/4-01	01270042010	C14/3-01	01320097010	A22/1-02
01020004000	B12/4-02	01070019010	A22/1-01	01070101010	A22/2-01	01180009013	C10/4-01	01270043010	C14/3-01	01320098010	A22/1-02
01020005000	B12/4-02	01070020010	A22/1-01	01070102010	A22/2-01	01180010013	C10/4-01	01270045010	C14/2-02	01320099010	A22/1-02
01020011001	B12/4-01	01070021010	A22/1-01	01070103010	A22/2-01	01180011013	C10/4-01	01270046010	C14/2-01	01320100010	A22/1-02
01020011004	B12/4-01	01070022010	A22/1-02	01070109010	A22/2-01	01180012013	C10/4-01	01270047010	C14/2-02	01320101010	A22/1-02
01020012001	B12/4-01	01070023010	A22/1-02	01070110010	A22/1-01	01180013013	C10/4-01	01270048010	C14/2-02	01320102010	A22/1-02
01020012004	B12/4-01	01070024010	A22/1-02	01070122010	A22/2-01	01180014013	C10/4-01	01270050010	C14/2-01	01320103001	A22/1-02
01020013001	B12/4-01	01070025010	A22/1-02	01070123010	A22/1-01	01180015013	C10/4-01	01290010013	B12/6-01	01320103010	A22/1-02
01020013004	B12/4-01	01070026010	A22/1-02	01070124010	A22/2-01	01180016013	C10/4-01	01290010025	B12/6-01	01320104001	A22/1-02
01020014001	B12/4-02	01070027010	A22/1-02	01070125010	A22/2-01	01180017013	C10/4-01	01290010082	B12/6-01	01320104010	A22/1-02
01020014004	B12/4-02	01070028010	A22/1-02	01070128010	A22/1-01	01180018013	C10/4-01	01290020013	B12/6-01	01320105010	A22/1-02
01020015001	B12/4-02	01070029010	A22/1-02	01090001010	C10/1-01	01180019013	C10/4-01	01290020025	B12/6-01	01320106001	A22/1-02
01020015004	B12/4-02	01070030010	A22/1-02	01090002010	C10/1-01	01180020013	C10/4-01	01290020082	B12/6-01	01320106010	A22/1-02
01030001010	C9/1-03	01070031010	A22/1-02	01090003010	C10/1-01	01180021013	C10/4-01	01292120013	B12/6-01	01320107001	A22/01-02
01030002010	C9/1-03	01070032010	A22/1-02	01100001010	C10/1-01	01180022013	C10/4-01	01292140013	B12/6-01	01320107010	A22/1-02
01030003010	C9/1-03	01070033010	A22/1-02	01100002010	C10/1-01	01200001010	C10/4-01	01292155013	B12/6-01	01320108001	A22/1-02
01030004010	C9/1-03	01070034010	A22/1-02	01100003010	C10/1-01	01200002010	C10/4-01	01292175013	B12/6-01	01320108010	A22/1-02
01040006010	C9/1-03	01070035010	A22/1-02	01120001010	C14/1-01	01200003010	C10/4-01	01293140013	B12/6-01	01320109010	A22/1-02
01040007010	C9/1-03	01070036010	A22/1-02	01120002010	C14/1-01	01200004010	C10/4-01	01293155013	B12/6-01	01320910010	A22/11-01
01040008010	C9/1-03	01070037010	A22/1-02	01120003010	C14/1-01	01200005010	C10/4-01	01300001018	B7/3-02	01330101010	A22/5-02
01040009010	C9/1-03	01070038010	A22/1-02	01130001010	C13/1-01	01200006010	C10/4-01	01300002018	B12/8-02	01330102010	A22/5-02
01040010010	C9/1-03	01070039010	A22/1-02	01130001018	C13/1-01	01200007010	C10/4-01	01310001001	A22/20-01	01330103010	A22/5-02
01050001***	A22/30-01	01070040010	A22/1-02	01130002010	C13/1-01	01200008010	C10/4-01	01310001010	A22/20-01	01330351001	A22/5-01
01050002***	A22/30-01	01070041010	A22/1-02	01130002018	C13/1-01	01200009010	C10/4-01	01310002001	A22/20-01	01330351010	A22/5-01
01050003***	A22/30-01	01070042010	A22/1-02	01130003010	C13/1-01	01200010010	C10/4-01	01310002010	A22/20-01	01330351025	A22/5-01
01050004***	A22/30-01	01070043010	A22/1-02	01130003018	C13/1-01	01200011010	C10/4-01	01310003001	A22/20-01	01330352001	A22/5-01
01050005***	A22/30-01	01070044010	A22/1-02	01130010018	C13/1-01	01200012010	C10/4-01	01310003010	A22/20-01	01330352010	A22/5-01
01050007***	A22/30-01	01070045010	A22/1-02	01130011018	C13/1-01	01200013010	C10/4-01	01310004001	A22/20-01	01330352025	A22/5-01
01050008018	A22/30-04	01070046010	A22/1-02	01130012018	C13/1-01	01200014010	C10/4-01	01310004010	A22/20-01	01330353001	A22/5-01
01050009018	A22/30-04	01070047010	A22/1-02	01140001010	C10/3-01	01200015010	C10/4-01	01310010001	A22/20-01	01330353010	A22/5-01
01050010010	A22/30-01	01070048010	A22/1-02	01140002010	C10/3-01	01200016010	C10/4-01	01310010010	A22/20-01	01330353025	A22/5-01
01050010011	A22/30-01	01070049010	A22/1-02	01140003010	C10/3-01	01200017010	C10/4-01	01310012001	A22/20-01	01330354001	A22/5-01
01050011010	A22/30-01	01070050010	A22/1-02	01140004010	C10/3-01	01200018010	C10/4-01	01310012010	A22/20-01	01330354010	A22/5-01
01050011011	A22/30-01	01070051010	A22/1-02	01140005010	C10/3-01	01200019010	C10/4-01	01310020001	A22/20-01	01330354025	A22/5-01
01050012010	A22/30-01	01070052010	A22/1-02	01140006010	C10/3-01	01200020010	C10/4-01	01310021001	A22/20-01	01330355001	A22/5-01
01050012011	A22/30-01	01070053010	A22/1-02	01140021010	C10/3-01	01200021010	C10/4-01	01310022001	A22/20-01	01330355010	A22/5-01
01050014010	A22/30-01	01070054010	A22/1-02	01140022010	C10/3-01	01200022010	C10/4-01	01310032001	A22/20-01	01330355025	A22/5-01
01050014011	A22/30-01	01070055010	A22/2-01	01140023010	C10/3-01	01210001010	C12/17-01	01310032010	A22/20-01	01330356010	A22/5-01
01050016018	A22/30-04	01070069010	A22/1-01	01140024010	C10/3-01	01210002010	C12/17-01	01310042001	A22/20-01	01330357010	A22/5-01
01050017018	A22/30-04	01070070010	A22/1-01	01140025010	C10/3-01	01210003010	C12/17-01	01320010010	A22/2-01	01330358010	A22/5-01
01050018010	A22/30-04	01070071010	A22/1-01	01140026010	C10/3-01	01210004010	C12/17-01	01320011010	A22/2-01	01330359010	A22/5-01
01050020018	A22/30-04	01070072010	A22/1-02	01140031010	C10/3-01	01221100010	C12/1-00	01320012010	A22/2-01	01330360010	A22/5-01
01050021018	A22/30-04	01070073010	A22/1-02	01140032010	C10/3-01	01221100018	C12/1-00	01320013010	A22/2-01	01330402010	A22/5-02
01050022***	A22/30-01	01070074010	A22/1-02	01140033010	C10/3-01	01221150010	C12/1-00	01320014010	A22/2-01	01330412010	A22/5-02
01050023***	A22/30-01	01070075010	A22/2-01	01140034010	C10/3-01	01221150018	C12/1-00	01320015010	A22/2-01	01330451010	A22/5-01
01050024018	A22/30-04	01070076010	A22/2-01	01140035010	C10/3-01	01221200010	C12/1-00	01320016010	A22/2-01	01330452010	A22/5-01
01050025018	A22/30-04	01070077010	A22/2-01	01140036010	C10/3-01	01221200018	C12/1-00	01320017010	A22/2-01	01330453010	A22/5-01
01050026010	A22/30-04	01070078010	A22/2-01	01150010010	A21/4-02	01222100010	C12/1-00	01320018010	A22/2-01	01330454010	A22/5-01
01050026018	A22/30-04	01070079010	A22/2-01	01150020010	A21/4-02	01222150010	C12/1-00	01320019010	A22/2-01	01330455010	A22/5-01
01050031018	A22/30-04	01070080010	A22/2-01	01150030010	A21/4-02	01222200010	C12/1-00	01320020010	A22/2-01	01330456010	A22/5-01
01060001000	C9/1-02	01070081010	A22/2-01	01150040010	A21/4-02	01260001***	B10/1-01	01320021010	A22/2-01	01330457010	A22/5-01
01070001010	A22/1-01	01070082010	A22/2-01	01150050010	A21/4-02	01260002***	B10/1-01	01320022010	A22/2-01	01330458010	A22/5-01
01070002010	A22/1-01	01070083010	A22/2-01	01150060010	A21/4-01	01260003***	B10/1-01	01320023010	A22/2-01	01330459010	A22/5-02
01070003010	A22/1-01	01070084010	A22/2-01	01150070010	A21/4-01	01260004***	B10/1-01	01320024010	A22/2-01	01330460010	A22/5-02
01070004010	A22/1-01	01070085010	A22/2-01	01150080010	A21/4-01	01260005***	B10/1-01	01320025010	A22/2-01	01330463010	A22/5-02
01070005010	A22/1-01	01070086010	A22/2-01	01150090010	A21/4-02	01260006***	B10/1-01	01320026010	A22/2-01	01330464010	A22/5-01
01070006010	A22/1-01	01070087010	A22/1-01	01150100010	A21/4-02	01260007***	B10/1-01	01320027010	A22/2-01	01330510010	A22/5-01
01070007010	A22/1-01	01070088010	A22/1-01	01150110010	A21/4-02	01260008***	B10/1-01	01320090010	A22/1-01	01330510025	A22/5-01
01070008010	A22/1-01	01070089010	A22/2-01	01150120010	A21/4-02	01260009***	B10/1-01	01320091001	A22/1-01	01330511010	A22/5-01
01070009010	A22/1-01	01070090010	A22/1-01	01170006001	B12/5-01	01260021***	B10/1-01	01320091010	A22/1-01	01330511025	A22/5-01
01070010010	A22/1-01	01070091010	A22/1-01	01170016001	B12/5-01	01260022***	B10/1-01	01320092001	A22/1-01	01330512010	A22/5-01
01070011010	A22/1-01	01070092010	A22/1-01	01180001013	C10/4-01	01260023***	B10/1-01	01320092010	A22/1-01	01330512025	A22/5-01
01070012010	A22/1-01	01070093010	A22/1-01	01180002013	C10/4-01	01270031010	C14/2-01	01320093010	A22/1-01	01330601025	A22/5-03
01070013010	A22/1-01	01070094010	A22/1-01	01180003013	C10/4-01	01270032010	C14/3-01	01320094001	A22/1-02	01330602025	A22/5-03
01070014010	A22/1-01	01070095010	A22/1-01	01180004013	C10/4-01	01270034003	C14/3-01	01320094010	A22/1-02	01330603025	A22/5-03
01070015010	A22/1-01	01070096010	A22/2-01	01180005013	C10/4-01	01270035003	C14/3-01	01320095001	A22/1-02	01330604025	A22/5-03

Repertory of SES-STERLING products
List classified by art.No.

Art. No.	Page	Art. No.	Page	Art. No.	Page	Art. No.	Page	Art. No.	Page	Art. No.	Page
01330611025	A22/5-03	01400036008	C14/4-01	01440080010	A21/2-01	01450001010	A21/1-01	01450069010	A21/1-02	01460310010	A21/3-03
01330612025	A22/5-03	01400037013	C14/4-01	01440211010	A21/2-01	01450002010	A21/1-01	01450070010	A21/1-02	01460320010	A21/2-02
01330613025	A22/5-03	01400040010	B13/5-03	01440220010	A21/2-02	01450003010	A21/1-01	01450071010	A21/1-02	01460321010	A21/2-02
01330614025	A22/5-03	01400041010	B13/5-03	01440221010	A21/2-01	01450004010	A21/1-01	01450072010	A21/1-02	01460330010	A21/3-03
01339001000	A20/60-01	01400101001	C14/4-02	01440231010	A21/2-01	01450005010	A21/1-01	01450073010	A21/1-02	01460331010	A21/3-04
01340001001	A22/11-01	01400102001	C14/4-02	01440240010	A21/2-02	01450006010	A21/1-01	01450074010	A21/1-02	01460332010	A21/3-04
01340001010	A22/11-01	01400103001	C14/4-02	01440241010	A21/2-01	01450007010	A21/1-01	01450075010	A21/1-02	01460401010	A21/3-03
01340001013	A22/11/01	01400104001	C14/4-02	01440250010	A21/2-02	01450008010	A21/1-01	01450076010	A21/1-02	01860010018	C12/1-01
01340002001	A22/10-01	01400105001	C14/4-02	01440251010	A21/2-02	01450009010	A21/1-01	01450077010	A21/1-02	01860011018	C12/1-01
01340002010	A22/10-01	01400111010	B13/5-04	01440253010	A21/2-01	01450010010	A21/1-01	01450078010	A21/1-02	01860017006	C12/25-01
01340002013	A22/10-01	01400114010	B13/5-04	01440262010	A21/2-01	01450011010	A21/1-01	01450079010	A21/1-02	01860020018	C12/1-01
01340003001	A22/10-01	01400115010	B13/5-04	01440290010	A21/2-01	01450012010	A21/1-01	01450080010	A21/1-02	01860021018	C12/1-01
01340003010	A22/10-01	01400201001	B7/3-06	01440301010	A21/2-01	01450013010	A21/1-01	01450081010	A21/1-02	01860022018	C12/1-01
01340003013	A22/10-01	01400201010	B7/3-06	01440310010	A21/02-01	01450014010	A21/1-01	01450083010	A21/1-03	01860023018	C12/1-01
01340004010	A22/11-01	01400202001	B7/3-06	01440351010	A21/3-04	01450015010	A21/1-01	01450085010	A21/1-01	01860025001	C12/23-01
01340005001	A22/11-01	01400202010	B7/3-06	01440352010	A21/3-04	01450016010	A21/1-01	01450086010	A21/1-03	01860025010	C12/23-01
01340005010	A22/11-01	01400203001	B7/3-06	01440353010	A21/3-04	01450017010	A21/1-01	01450087010	A21/1-03	01860027006	C12/25-01
01340006010	A22/11-01	01400203010	B7/3-06	01440401010	A21/2-01	01450018010	A21/1-01	01450088010	A21/1-03	01860028***	C12/13-01
01340007010	A22/10-01	01401001093	B7/3-07	01440401025	A21/2-01	01450019010	A21/1-01	01450089010	A21/1-03	01860030018	C12/1-01
01340008010	A22/10-01	01401002093	B7/3-07	01440402010	A21/2-01	01450020010	A21/1-01	01450090010	A21/1-01	01860031018	C12/1-01
01340008013	A22/10-01	01401003093	B7/3-07	01440402025	A21/2-01	01450021010	A21/1-01	01450091010	A21/1-01	01860032001	C12/23-01
01340009001	A22/10-01	01410002018	C13/2-01	01440403010	A21/2-01	01450022010	A21/1-01	01450092010	A21/1-01	01860032010	C12/23-01
01340009010	A22/10-01	01410004018	C13/2-01	01440403025	A21/2-01	01450023010	A21/1-01	01450093010	A21/1-01	01860033006	C12/25-01
01340010010	A22/11-01	01430001010	A22/6-01	01440603010	A22/5-04	01450024010	A21/1-01	01450094010	A21/1-01	01860036010	C12/24-01
01340011010	A22/10-01	01430001013	A22/6-01	01440603025	A22/5-04	01450025010	A21/1-01	01450096010	A21/1-01	01860040018	C12/1-01
01340012010	A22/10-01	01430002010	A22/6-01	01440604010	A22/5-04	01450026010	A21/1-01	01450097010	A21/1-01	01860041018	C12/1-01
01340013010	A22/10-01	01430002013	A22/6-01	01440604025	A22/5-04	01450027010	A21/1-01	01450098010	A21/1-03	01860043006	C12/25-01
01340014010	A22/10-01	01430003010	A22/6-01	01440630025	A22/7-01	01450028010	A21/1-01	01450101010	A21/1-03	01860045010	C12/1-01
01340016010	A22/10-01	01430003013	A22/6-01	01440641025	A22/7-01	01450029010	A21/1-01	01450102010	A21/1-03	01860045018	C12/1-01
01340018010	A22/10-01	01430004010	A22/6-01	01440642025	A22/7-01	01450030010	A21/1-01	01450103010	A21/1-03	01860046010	C12/1-01
01340019010	A22/10-01	01430004013	A22/6-01	01440643025	A22/7-01	01450031010	A21/1-01	01450104010	A21/1-03	01860046018	C12/1-01
01340102010	A22/11-01	01430010010	A22/6-01	01440650025	A22/7-01	01450032010	A21/1-01	01450105010	A21/1-03	01860050018	C12/1-01
01350001010	A22/4-01	01430010013	A22/6-01	01440660025	A22/7-02	01450033010	A21/1-02	01450106010	A21/1-03	01860053006	C12/25-01
01350001013	A22/4-01	01430011010	A22/6-01	01440661025	A22/7-02	01450034010	A21/1-02	01450107010	A21/1-03	01860060018	C12/1-01
01350002010	A22/4-01	01430011013	A22/6-01	01440670025	A22/7-02	01450035010	A21/1-02	01450108010	A21/1-03	01860062018	C12/1-01
01350002013	A22/4-01	01430012010	A22/6-01	01440672025	A22/7-02	01450036010	A21/1-02	01450109010	A21/1-03	01860063010	C12/24-01
01350003010	A22/4-01	01430012013	A22/6-01	01440675025	A22/7-02	01450037010	A21/1-02	01450110010	A21/1-03	01860065001	C12/23-01
01350003013	A22/4-01	01430013010	A22/6-01	01440676025	A22/7-02	01450038010	A21/1-02	01450111010	A21/1-03	01860065010	C12/23-01
01360001018	C6/2-01	01430013013	A22/6-01	01440677025	A22/7-02	01450039010	A21/1-02	01450112010	A21/1-03	01860067006	C12/25-01
01360002018	C6/2-01	01430014010	A22/6-01	01440680025	A22/7-02	01450040010	A21/1-02	01450120010	A21/1-03	01860068***	C12/13-01
01360003018	C6/2-01	01430014013	A22/6-01	01440701010	A21/2-03	01450041010	A21/1-02	01450122010	A21/1-03	01860069010	C12/1-01
01360004018	C6/2-01	01430015010	A22/6-01	01440701025	A21/2-03	01450042010	A21/1-02	01450123010	A21/1-03	01860069018	C12/1-01
01360021010	C6/2-01	01430015013	A22/6-01	01440702010	A21/2-03	01450043010	A21/1-02	01450124010	A21/1-01	01860070018	C12/2-01
01360022010	C6/2-01	01430016010	A22/6-01	01440702025	A21/2-03	01450044010	A21/1-02	01450125010	A21/1-03	01860071010	C12/21-01
01360023010	C6/2-01	01430016013	A22/6-01	01440703010	A21/2-03	01450045010	A21/1-02	01450126010	A21/1-03	01860075018	C12/2-01
01360024010	C6/2-01	01430017010	A22/6-01	01440703025	A21/2-03	01450046010	A21/1-02	01450127010	A21/1-03	01860076010	C12/21-01
01400001018	B7/3-02	01430017013	A22/6-01	01440704010	A21/2-03	01450047010	A21/1-02	01460010010	A21/3-03	01860080018	C12/2-01
01400002018	B7/3-02	01430018010	A22/6-01	01440704025	A21/2-03	01450048010	A21/1-02	01460020010	A21/3-03	01860081010	C12/21-01
01400003018	B7/3-02	01430018013	A22/6-01	01440705010	A21/2-03	01450049010	A21/1-02	01460110010	A21/3-03	01860082018	C12/2-01
01400004018	B7/3-02	01430019010	A22/6-01	01440705025	A21/2-03	01450050010	A21/1-02	01460120010	A21/3-03	01860083010	C12/21-01
01400011001	B7/3-02	01430019013	A22/6-01	01440711010	A21/2-03	01450051010	A21/1-02	01460130010	A21/3-01	01860085018	C12/2-01
01400011002	B7/3-02	01430020010	A22/6-01	01440711025	A21/2-03	01450052010	A21/1-02	01460140010	A21/3-01	01860087010	C12/21-01
01400011003	B7/3-02	01430020013	A22/6-01	01440712010	A21/2-03	01450053010	A21/1-02	01460150010	A21/3-01	01860088018	C12/2-01
01400011004	B7/3-02	01430021010	A22/6-01	01440712025	A21/2-03	01450054010	A21/1-02	01460160010	A21/3-01	01860089010	C12/21-01
01400011005	B7/3-02	01430021013	A22/6-01	01440713010	A21/2-03	01450055010	A21/1-02	01460170010	A21/3-01	01860090018	C12/2-01
01400011007	B7/3-02	01440010010	A21/2-01	01440713025	A21/2-03	01450056010	A21/1-02	01460180010	A21/3-01	01860092010	C12/21-01
01400011010	B7/3-02	01440010025	A21/2-01	01440714010	A21/2-03	01450057010	A21/1-02	01460190010	A21/3-01	01860100010	C12/4-01
01400012***	B7/3-02	01440020010	A21/2-01	01440714025	A21/2-03	01450058010	A21/1-02	01460200010	A21/3-01	01860100018	C12/4-01
01400013***	B7/3-02	01440020025	A21/2-01	01440715010	A21/2-03	01450059010	A21/1-02	01460210010	A21/3-01	01860110010	C12/20-01
01400020001	C14/4-01	01440030010	A21/2-01	01440715025	A21/2-03	01450060010	A21/1-02	01460220010	A21/3-01	01860111010	C12/20-01
01400021001	C14/4-01	01440030025	A21/2-01	01440722010	A21/2-04	01450061010	A21/1-02	01460225010	A21/3-01	01860120010	C12/20-01
01400022004	C14/4-01	01440040010	A21/2-01	01440722025	A21/2-04	01450062010	A21/1-02	01460230010	A21/3-01	01860121010	C12/20-01
01400023002	C14/4-01	01440040025	A21/2-01	01440723010	A21/2-04	01450063010	A21/1-02	01460240010	A21/3-01	01860122010	C12/20-01
01400024005	C14/4-01	01440050010	A21/2-01	01440723025	A21/2-04	01450064010	A21/1-02	01460250010	A21/3-01	01860123010	C12/20-01
01400025001	C14/4-01	01440050025	A21/2-01	01440732010	A21/2-04	01450065010	A21/1-02	01460251010	A21/3-01	01860124010	C12/20-01
01400026010	C14/4-01	01440051010	A21/2-01	01440732025	A21/2-04	01450066010	A21/1-02	01460259010	A21/3-01	01860125010	C12/20-01
01400027003	C14/4-01	01440060010	A21/2-01	01440733010	A21/2-04	01450067010	A21/1-02	01460260010	A21/3-01	01860126010	C12/20-01
01400028007	C14/4-01	01440070010	A21/2-01	01440733025	A21/2-04	01450068010	A21/1-02	01460261010	A21/3-01	01860127010	C12/20-01

Repertory of SES-STERLING products
List classified by art.No.

Art. No.	Page	Art. No.	Page	Art. No.	Page	Art. No.	Page	Art. No.	Page	Art. No.	Page
01860130010	C12/20-01	01860540018	C12/1-01	01860916010	C14/1-01	01861013093	C12/3-01	01870121000	C13/30-02	02010010***	A1/1-02
01860131010	C12/20-01	01860545018	C12/1-01	01860916018	C14/1-01	01861017093	C12/3-01	01870122000	C13/30-02	02010011***	A1/1-02
01860132010	C12/20-01	01860550018	C12/15-01	01860916093	C12/3-02	01861104093	C12/3-01	01870123000	C13/30-02	02010012***	A1/1-02
01860140010	C12/20-01	01860555018	C12/15-01	01860917010	C14/1-01	01861109093	C12/3-01	01870124000	C13/30-02	02010071***	A1/1-02
01860141010	C12/20-01	01860560018	C12/15-01	01860917093	C12/3-02	01861113093	C12/3-01	01870131000	C13/30-02	02010072***	A1/1-02
01860142010	C12/20-01	01860565018	C12/15-01	01860922018	C14/1-02	01861203018	C12/26-01	01870132000	C13/30-02	02010073***	A1/1-02
01860143010	C12/20-01	01860573018	C12/2-01	01860922093	C12/3-02	01861216018	C12/26-01	01870133000	C13/30-02	02010074***	A1/1-02
01860144010	C12/20-01	01860574010	C12/21-01	01860924018	C14/1-02	01862001001	C12/23-02	01870134000	C13/30-02	02010075***	A1/1-02
01860146010	C12/20-01	01860576018	C12/2-01	01860924093	C12/3-02	01862001010	C12/23-02	01870240000	C13/30-01	02010076***	A1/1-02
01860147010	C12/20-01	01860577010	C12/21-01	01860925010	C14/2-01	01862002001	C12/23-02	01870250000	C13/30-01	02010077***	A1/1-02
01860148010	C12/20-01	01860578018	C12/2-01	01860925018	C14/2-01	01862002010	C12/23-02	01890050010	C15/1-01	02010078***	A1/1-02
01860150010	C12/20-01	01860579010	C12/21-01	01860925093	C12/3-02	01862003001	C12/23-02	01890060010	C15/1-01	02010079***	A1/1-02
01860160010	C12/20-01	01860591010	C12/22-01	01860926010	C14/2-01	01862003010	C12/23-02	01890070010	C15/1-01	02010080***	A1/1-02
01860162010	C12/20-01	01860592010	C12/22-01	01860926018	C14/2-01	01862004001	C12/23-02	01890080010	C15/1-01	02010081***	A1/1-02
01860163010	C12/20-01	01860593010	C12/22-01	01860926093	C12/3-02	01862004010	C12/23-02	01890105010	C15/1-01	02010082***	A1/1-02
01860170010	C12/1-01	01860603018	C12/2-01	01860930010	C14/2-01	01862005001	C12/23-02	01890115010	C15/1-01	02010101010	A1/2-01
01860170018	C12/1-01	01860606010	C12/21-01	01860930018	C14/2-01	01862005010	C12/23-02	01890125010	C15/1-01	02010102010	A1/2-01
01860171010	C12/1-01	01860608010	C12/22-01	01860930093	C12/3-02	01862006001	C12/23-02	01890135010	C15/1-01	02010103010	A1/2-01
01860171018	C12/1-01	01860610018	C12/1-01	01860931010	C14/1-02	01862006010	C12/23-02	01890145010	C15/1-01	02010104010	A1/2-01
01860172010	C12/1-01	01860612001	C12/23-01	01860931018	C14/1-02	01862007001	C12/23-02	01890155010	C15/1-01	02010105010	A1/2-01
01860172018	C12/1-01	01860612010	C12/23-01	01860932010	C14/1-02	01862007010	C12/23-02	01890165010	C15/1-01	02010106010	A1/2-01
01860173010	C12/1-01	01860620018	C12/1-01	01860932018	C14/1-02	01862008001	C12/23-02	01890201010	C15/1-01	02010107010	A1/2-01
01860173018	C12/1-01	01860625001	C12/23-01	01860933010	C14/1-02	01862008010	C12/23-02	01890202010	C15/1-01	02010108010	A1/2-01
01860174010	C12/1-01	01860625010	C12/23-01	01860933018	C14/1-02	01862009001	C12/23-02	01890203010	C15/1-01	02010111010	A1/2-01
01860174018	C12/1-01	01860628***	C12/13-01	01860934010	C14/1-02	01862009010	C12/23-02	01890515010	C14/2-02	02010113010	A1/2-01
01860175010	C12/1-01	01860630018	C12/1-01	01860934018	C14/1-02	01862010001	C12/23-02	01890516010	C14/2-02	02010114010	A1/2-01
01860175018	C12/1-01	01860633010	C12/24-01	01860940018	C13/4-01	01862010010	C12/23-02	01890525010	C15/3-01	02010115010	A1/2-01
01860180010	C12/20-01	01860635018	C12/1-01	01860941018	C13/4-01	01862011001	C12/23-02	01890526010	C15/3-01	02010116010	A1/2-01
01860181010	C12/20-01	01860637001	C12/23-01	01860942018	C13/4-01	01862011010	C12/23-02	01890530010	C15/3-01	02010117010	A1/2-01
01860210018	C12/1-01	01860637010	C12/23-01	01860943018	C13/4-01	01862012001	C12/23-02	01890535010	C14/2-01	02010118010	A1/2-01
01860220018	C12/1-01	01860638***	C12/13-01	01860945018	C13/4-01	01862012010	C12/23-02	01890536010	C14/2-01	02010119010	A1/2-01
01860227006	C12/25-01	01860650018	C12/1-01	01860946018	C13/4-01	01870001000	C13/30-01	01890540010	C15/3-01	02010120010	A1/2-01
01860230018	C12/1-01	01860672018	C12/2-01	01860950018	C13/2-01	01870002000	C13/30-01	01890541010	C15/3-01	02010123010	A1/2-01
01860232010	C12/20-01	01860674010	C12/21-01	01860955018	C13/2-01	01870003000	C13/30-01	01890542010	C15/3-01	02010125010	A1/2-01
01860233010	C12/20-01	01860682018	C12/2-01	01860957010	C12/1-01	01870004000	C13/30-01	01890543010	C15/3-01	02010126010	A1/2-01
01860235018	C12/1-01	01860684010	C12/21-01	01860958010	C12/1-01	01870005000	C13/30-01	01890544010	C15/3-01	02010127010	A1/2-01
01860237006	C12/25-01	01860686018	C12/2-01	01860959010	C12/1-01	01870006000	C13/30-01	01900111010	C11/2-01	02010128010	A1/2-01
01860240018	C12/1-01	01860688010	C12/21-01	01860960010	C12/1-01	01870007000	C13/30-01	01900111018	C11/2-01	02010129010	A1/2-01
01860242010	C12/20-01	01860760018	C12/5-01	01860961010	C12/1-01	01870011000	C13/30-01	01900121010	C11/1-01	02010132010	A1/2-01
01860250018	C12/1-01	01860770018	C12/5-01	01860962010	C12/1-01	01870012000	C13/30-01	01900121018	C11/1-01	02010134010	A1/2-01
01860260018	C12/1-01	01860780018	C12/6-01	01860963010	C12/1-01	01870013000	C13/30-01	01900211010	C11/2-01	02010135010	A1/2-01
01860270018	C12/1-01	01860790018	C12/6-01	01860964010	C12/1-01	01870014000	C13/30-01	01900211018	C11/2-01	02010136010	A1/2-01
01860280018	C12/1-01	01860800010	C12/6-01	01860965010	C12/1-01	01870015000	C13/30-01	01900221010	C11/1-01	02010137010	A1/2-01
01860290018	C12/1-01	01860800018	C12/6-01	01860966010	C12/1-01	01870016000	C13/30-01	01900221018	C11/1-01	02010138010	A1/2-01
01860295010	C12/22-01	01860810018	C12/6-01	01860967010	C12/1-01	01870017000	C13/30-01	01900311010	C11/2-01	02010139010	A1/2-01
01860296010	C12/22-01	01860820018	C12/7-01	01860968010	C12/1-01	01870018000	C13/30-01	01900311018	C11/2-01	02010143010	A1/2-01
01860297010	C12/22-01	01860840018	C12/7-01	01860969010	C12/1-01	01870021000	C13/30-01	01900321010	C11/1-01	02010144010	A1/2-01
01860339001	C12/23-01	01860850018	C12/7-01	01860970010	C12/1-01	01870022000	C13/30-01	01900321018	C11/1-01	02010145010	A1/2-01
01860339010	C12/23-01	01860860018	C12/7-01	01860971010	C12/1-01	01870023000	C13/30-01	01900411010	C11/2-01	02010146010	A1/2-01
01860341001	C12/23-01	01860880010	C12/16-01	01860972010	C12/1-01	01870024000	C13/30-01	01900411018	C11/2-01	02010147010	A1/2-01
01860341010	C12/23-01	01860885010	C12/16-01	01860973010	C12/1-01	01870025000	C13/30-01	01900421010	C11/1-01	02010148010	A1/2-01
01860342001	C12/23-01	01860890010	C12/16-01	01860974010	C12/1-01	01870026000	C13/30-01	01900421018	C11/1-01	02010149010	A1/2-01
01860342010	C12/23-01	01860895010	C12/16-01	01860975010	C12/1-01	01870027000	C13/30-01	01900531010	C11/3-01	02010152010	A1/2-01
01860361018	C12/5-01	01860900018	C14/1-01	01860976010	C12/1-01	01870031000	C13/30-01	01900531018	C11/3-01	02010153010	A1/2-01
01860363010	C12/5-01	01860901010	C14/1-01	01860977010	C12/1-01	01870032000	C13/30-01	01900601013	C11/4-01	02010154010	A1/2-01
01860365018	C12/5-01	01860903018	C14/1-01	01860978010	C12/1-01	01870033000	C13/30-01	01900602013	C11/4-01	02010155010	A1/2-01
01860367018	C12/7-01	01860904010	C14/1-01	01860979010	C12/1-01	01870034000	C13/30-01	01900651010	C11/1-02	02010156010	A1/2-01
01860368018	C12/7-01	01860905018	C14/1-01	01860980010	C12/1-01	01870035000	C13/30-01	01900703010	C11/1-02	02010157010	A1/2-01
01860470018	C12/7-01	01860906010	C14/1-01	01860981010	C12/1-01	01870036000	C13/30-01	01900704010	C11/1-02	02010158010	A1/2-01
01860471010	C15/2-01	01860910010	C14/1-02	01860983010	C12/1-01	01870037000	C13/30-01	02010001***	A1/1-02	02010159010	A1/2-01
01860480010	C12/22-01	01860910018	C14/1-01	01860984010	C12/1-01	01870101000	C13/30-02	02010002***	A1/1-02	02010160010	A1/2-01
01860485010	C12/22-01	01860911010	C14/1-01	01860987010	C12/1-01	01870102000	C13/30-02	02010003***	A1/1-02	02010163010	A1/2-01
01860490010	C12/22-01	01860912018	C14/1-01	01860988010	C12/1-01	01870103000	C13/30-02	02010004***	A1/1-02	02010165010	A1/2-01
01860493010	C12/22-01	01860914018	C14/1-01	01860989010	C12/1-01	01870104000	C13/30-02	02010005***	A1/1-02	02010166010	A1/2-01
01860495010	C12/22-01	01860914093	C12/3-02	01861001093	C12/3-01	01870111000	C13/30-02	02010006***	A1/1-02	02010167010	A1/2-01
01860530010	C14/2-01	01860915010	C14/1-01	01861003093	C12/3-01	01870112000	C13/30-02	02010007***	A1/1-02	02010168010	A1/2-01
01860530018	C14/2-01	01860915018	C14/1-01	01861004093	C12/3-01	01870113000	C13/30-02	02010008***	A1/1-02	02010169010	A1/2-01
01860530093	C12/3-02	01860915093	C12/3-02	01861009093	C12/3-01	01870114000	C13/30-02	02010009***	A1/1-02	02010170010	A1/2-01

Repertory of SES-STERLING products
List classified by art.No.

Art. No.	Page	Art. No.	Page	Art. No.	Page	Art. No.	Page	Art. No.	Page	Art. No.	Page
02010171010	A1/2-01	02060651***	A2/1-01	02110054***	A2/2-01	02520043010	A20/1-03	02520139010	A20/1-01	02520235010	A20/2-01
02010172010	A1/2-01	02060652***	A2/1-01	02110055***	A2/2-01	02520044010	A20/1-03	02520140010	A20/1-01	02520236010	A20/2-01
02010601010	A1/1-03	02060653***	A2/1-01	02110056***	A2/2-01	02520045010	A20/1-03	02520141010	A20/1-01	02520237010	A20/2-01
02010603002	A1/1-03	02060654***	A2/1-01	02110057***	A2/2-01	02520046010	A20/1-03	02520142010	A20/1-01	02520238010	A20/2-01
02010603007	A1/1-03	02060655***	A2/1-01	02110058***	A2/2-01	02520047010	A20/1-03	02520143010	A20/1-02	02520239010	A20/2-01
02010603010	A1/1-03	02070002010	A3/10-01	02110059***	A2/2-01	02520048010	A20/1-03	02520144010	A20/1-02	02520240010	A20/2-01
02010604004	A1/1-03	02070003010	A3/10-01	02110060***	A2/2-01	02520049010	A20/1-03	02520145010	A20/1-02	02520299010	A20/2-01
02010604007	A1/1-03	02070004010	A3/10-01	02110061***	A2/2-01	02520050010	A20/1-03	02520146010	A20/1-02	02520300010	A20/2-01
02010605006	A1/1-03	02070005010	A3/10-01	02110062***	A2/2-01	02520051010	A20/1-03	02520147010	A20/1-02	02520304010	A20/2-01
02010605010	A1/1-03	02070006010	A3/10-01	02130101060	A2/1-01	02520052010	A20/1-03	02520148010	A20/1-02	02520308010	A20/2-01
02010606006	A1/1-03	02070008010	A3/10-01	02130102060	A2/1-01	02520053010	A20/1-03	02520149010	A20/1-02	02520319010	A20/20-01
02010606007	A1/1-03	02070010010	A3/10-01	02130103060	A2/1-01	02520054010	A20/1-03	02520150010	A20/1-04	02520320010	A20/2-01
02010606010	A1/1-03	02070012010	A3/10-01	02130104060	A2/1-01	02520055010	A20/1-03	02520151010	A20/1-04	02520321010	A20/2-01
02010607***	A1/1-03	02070014010	A3/10-01	02130105060	A2/1-01	02520056010	A20/1-03	02520152010	A20/1-01	02520322010	A20/2-01
02010608***	A1/1-03	02080001010	C9/1-02	02130106060	A2/1-01	02520057010	A20/1-03	02520153010	A20/1-02	02520323010	A20/2-01
02010609***	A1/1-03	02080002010	C9/1-02	02130107060	A2/1-01	02520058010	A20/1-03	02520154010	A20/1-02	02520324010	A20/2-01
02010611***	A1/1-03	02080003010	C9/1-02	02130108060	A2/1-01	02520059010	A20/1-03	02520155010	A20/1-02	02520326010	A20/2-01
02010612***	A1/1-03	02080004010	C9/1-02	02130109060	A2/1-01	02520060010	A20/1-03	02520156010	A20/1-02	02520327010	A20/2-01
02010613***	A1/1-03	02100001010	A2/1-01	02130110060	A2/1-01	02520061010	A20/1-03	02520157010	A20/1-02	02520328010	A20/2-01
02010614***	A1/1-03	02100002010	A2/1-01	02140004011	A3/20-01	02520062010	A20/1-03	02520158010	A20/1-02	02520329010	A20/2-01
02010615***	A1/1-03	02100003010	A2/1-01	02140006011	A3/20-01	02520063010	A20/1-03	02520159010	A20/1-02	02520330010	A20/1-05
02010616***	A1/1-03	02100004010	A2/1-01	02140008011	A3/20-01	02520064010	A20/1-03	02520160010	A20/1-02	02520331010	A20/1-04
02010617***	A1/1-03	02100005010	A2/1-01	02140010011	A3/20-01	02520065010	A20/1-03	02520161010	A20/1-02	02520332010	A20/1-04
02010618***	A1/1-03	02100006010	A2/1-01	02140012011	A3/20-01	02520066010	A20/1-03	02520162010	A20/1-03	02520333010	A20/1-05
02010619***	A1/1-03	02100007010	A2/1-01	02510001***	B6/2-01	02520067010	A20/1-03	02520163010	A20/1-03	02520334010	A20/1-04
02040073007	A23/2-01	02100008010	A2/1-01	02510002***	B6/2-02	02520068010	A20/1-04	02520164010	A20/1-03	02520335010	A20/1-04
02040073010	A23/2-01	02100009010	A2/1-01	02510003***	B6/2-02	02520069010	A20/1-03	02520165010	A20/1-03	02520336010	A20/1-04
02050001018	A1/3-01	02100010010	A2/1-01	02510004***	B6/2-02	02520070010	A20/1-04	02520166010	A20/1-03	02520337010	A20/1-05
02050002018	A1/3-01	02100011010	A2/1-01	02510005***	B6/2-02	02520071010	A20/1-04	02520167010	A20/1-03	02520338010	A20/1-05
02050003018	A1/3-01	02100012010	A2/1-01	02520001010	A20/1-01	02520072010	A20/1-04	02520168010	A20/1-03	02520340010	A20/2-01
02050004018	A1/3-01	02100051***	A2/1-01	02520002010	A20/1-01	02520073010	A20/1-04	02520169010	A20/1-03	02520341010	A20/2-01
02050005018	A1/3-01	02100052***	A2/1-01	02520003010	A20/1-01	02520074010	A20/1-04	02520170010	A20/1-03	02520343010	A20/1-04
02050006018	A1/3-01	02100053***	A2/1-01	02520004010	A20/1-01	02520075010	A20/1-04	02520171010	A20/1-01	02520344010	A20/1-04
02050007018	A1/3-01	02100054***	A2/1-01	02520005010	A20/1-01	02520076010	A20/1-04	02520172010	A20/1-01	02520345010	A20/1-04
02050008018	A1/3-01	02100055***	A2/1-01	02520006010	A20/1-01	02520077010	A20/1-04	02520173010	A20/1-01	02520346010	A20/1-04
02050009018	A1/3-01	02100056***	A2/1-01	02520007010	A20/1-01	02520078010	A20/1-04	02520174010	A20/1-01	02520347010	A20/1-04
02050010018	A1/3-01	02100057***	A2/1-01	02520008010	A20/1-01	02520079010	A20/1-04	02520175010	A20/1-02	02520348010	A20/1-01
02050011018	A1/3-01	02100058***	A2/1-01	02520009010	A20/1-01	02520080010	A20/1-04	02520176010	A20/1-03	02520349010	A20/1-01
02050012018	A1/3-01	02100059***	A2/1-01	02520010010	A20/1-01	02520081010	A20/1-04	02520177010	A20/1-03	02520350010	A20/1-01
02050021***	A1/3-01	02100060***	A2/1-01	02520011010	A20/1-01	02520082010	A20/1-05	02520178010	A20/1-02	02520351010	A20/1-02
02050022***	A1/3-01	02100061***	A2/1-01	02520013010	A20/1-01	02520083010	A20/1-03	02520179010	A20/1-03	02520352010	A20/1-02
02050023***	A1/3-01	02100062***	A2/1-01	02520014010	A20/1-01	02520085010	A20/1-01	02520180010	A20/1-03	02520353010	A20/1-02
02050024***	A1/3-01	02110001018	A2/2-01	02520015010	A20/1-01	02520086010	A20/1-01	02520181010	A20/1-03	02520354010	A20/1-02
02050025***	A1/3-01	02110002018	A2/2-01	02520016010	A20/1-01	02520087010	A20/1-01	02520182010	A20/1-03	02520355010	A20/1-02
02050026***	A1/3-01	02110003018	A2/2-01	02520017010	A20/1-02	02520088010	A20/1-02	02520183010	A20/1-03	02520356010	A20/1-03
02050027***	A1/3-01	02110004018	A2/2-01	02520018010	A20/1-02	02520089010	A20/1-02	02520184010	A20/1-03	02520357010	A20/1-03
02050028***	A1/3-01	02110005018	A2/2-01	02520019010	A20/1-02	02520090010	A20/1-02	02520186010	A20/1-04	02520358010	A20/1-03
02050029***	A1/3-01	02110006018	A2/2-01	02520020010	A20/1-02	02520091010	A20/1-02	02520187010	A20/1-04	02520359010	A20/1-03
02050030***	A1/3-01	02110009018	A2/2-01	02520021010	A20/1-02	02520092010	A20/1-02	02520188010	A20/1-04	02520360010	A20/1-03
02050031***	A1/3-01	02110010018	A2/2-01	02520022010	A20/1-02	02520093010	A20/1-03	02520189010	A20/1-04	02520361010	A20/1-03
02050032***	A1/3-01	02110011018	A2/2-01	02520023010	A20/1-02	02520094010	A20/1-03	02520201010	A20/2-01	02520362010	A20/1-03
02050051011	A1/3-01	02110012018	A2/2-01	02520024010	A20/1-02	02520095010	A20/1-03	02520202010	A20/2-01	02520363010	A20/1-03
02050052011	A1/3-01	02110013018	A2/2-01	02520025010	A20/1-02	02520096010	A20/1-04	02520203010	A20/2-01	02520364010	A20/1-03
02050053011	A1/3-01	02110014018	A2/2-01	02520026010	A20/1-02	02520097010	A20/1-04	02520204010	A20/2-01	02520365010	A20/1-03
02050054011	A1/3-01	02110021011	A2/2-01	02520027010	A20/1-02	02520098010	A20/1-04	02520206010	A20/2-01	02520366010	A20/1-03
02050055011	A1/3-01	02110022011	A2/2-01	02520028010	A20/1-02	02520099010	A20/1-04	02520207010	A20/2-01	02520367010	A20/1-03
02050056011	A1/3-01	02110023011	A2/2-01	02520029010	A20/1-02	02520101010	A20/1-01	02520211010	A20/2-01	02520368010	A20/1-03
02050057011	A1/3-01	02110024011	A2/2-01	02520030010	A20/1-02	02520102010	A20/1-01	02520212010	A20/2-01	02520369010	A20/1-05
02050058011	A1/3-01	02110025011	A2/2-01	02520031010	A20/1-02	02520110010	A20/1-02	02520213010	A20/2-01	02520370010	A20/1-05
02050059011	A1/3-01	02110026011	A2/2-01	02520032010	A20/1-02	02520130010	A20/1-01	02520214010	A20/2-01	02520371010	A20/1-05
02050060011	A1/3-01	02110027011	A2/2-01	02520033010	A20/1-02	02520131010	A20/1-01	02520220010	A20/2-01	02520372010	A20/1-05
02050061011	A1/3-01	02110029011	A2/2-01	02520036010	A20/1-02	02520132010	A20/1-01	02520221010	A20/2-01	02520373010	A20/1-02
02050062011	A1/3-01	02110030011	A2/2-01	02520037010	A20/1-02	02520133010	A20/1-02	02520225010	A20/2-01	02520374010	A20/1-05
02060601010	A2/1-01	02110031011	A2/2-01	02520038010	A20/1-02	02520134010	A20/1-02	02520226010	A20/2-01	02520375010	A20/1-05
02060602010	A2/1-01	02110032011	A2/2-01	02520039010	A20/1-02	02520135010	A20/1-01	02520227010	A20/2-01	02520376010	A20/1-05
02060603010	A2/1-01	02110051***	A2/2-01	02520040010	A20/1-03	02520136010	A20/1-01	02520228010	A20/2-01	02520377010	A20/1-05
02060604010	A2/1-01	02110052***	A2/2-01	02520041010	A20/1-02	02520137010	A20/1-01	02520229010	A20/2-01	02520378010	A20/1-05
02060605010	A2/1-01	02110053***	A2/2-01	02520042010	A20/1-03	02520138010	A20/1-01	02520230010	A20/2-01	02520510010	A20/7-01

Repertory of SES-STERLING products
List classified by art.No.

Art. No.	Page	Art. No.	Page	Art. No.	Page	Art. No.	Page	Art. No.	Page	Art. No.	Page
02520511010	A20/7-01	02530063010	A20/20-01	02540052010	A20/30-01	02570067010	A20/8-01	02580429010	A20/5-02	03010453004	B2/7-01
02520520010	A20/7-01	02530064010	A20/20-01	02540053010	A20/30-01	02570071010	A20/8-03	02580430010	A20/5-02	03010454004	B2/7-01
02520521010	A20/7-01	02530065010	A20/20-01	02540055010	A20/30-01	02570072010	A20/8-03	02580431010	A20/5-02	03010458004	B2/7-01
02520530010	A20/7-01	02530066010	A20/20-01	02540059010	A20/30-01	02570118010	A20/8-01	02580432010	A20/5-02	03010460004	B2/7-01
02520531010	A20/7-01	02530070010	A20/20-01	02540060010	A20/30-01	02570168010	A20/8-01	02580433010	A20/5-02	03010462004	B2/7-01
02520540010	A20/7-01	02530071010	A20/20-01	02540061010	A20/40-01	02580011010	A20/5-01	02580434010	A20/5-02	03010468004	B2/7-01
02520541010	A20/7-01	02530072010	A20/20-01	02540064010	A20/30-01	02580011013	A20/5-01	02580435010	A20/5-02	03010471004	B2/7-02
02520550010	A20/7-01	02530073010	A20/20-01	02540065010	A20/40-01	02580012010	A20/5-01	02580436010	A20/5-02	03010472004	B2/7-02
02520551010	A20/7-01	02530075010	A20/20-01	02540066010	A20/40-01	02580012013	A20/5-01	02580437010	A20/5-02	03010473004	B2/7-02
02520603010	A20/7-02	02530076010	A20/20-01	02540067010	A20/40-01	02580013010	A20/5-01	02580438010	A20/5-02	03010474004	B2/7-02
02520604010	A20/7-02	02530077010	A20/20-01	02540071010	A20/30-01	02580013013	A20/5-01	02580439010	A20/5-02	03010481004	B2/7-02
02520610010	A20/7-03	02530078010	A20/20-01	02540072010	A20/30-01	02580014010	A20/5-01	02580440010	A20/5-01	03010482004	B2/7-02
02520610025	A20/7-03	02530079010	A20/20-01	02540073010	A20/30-01	02580014013	A20/5-01	02580441010	A20/5-01	03010483004	B2/7-02
02520611010	A20/7-03	02530080010	A20/20-01	02540074010	A20/30-01	02580015010	A20/5-01	02580442***	A20/5-02	03010484004	B2/7-02
02520611025	A20/7-03	02530083010	A20/20-01	02540075010	A20/30-01	02580015013	A20/5-01	02580443010	A20/5-02	03010485004	B2/7-02
02520612010	A20/7-03	02530084010	A20/20-01	02540078010	A20/30-01	02580016010	A20/5-01	02580444010	A20/5-02	03010486004	B2/7-02
02520612025	A20/7-03	02530085010	A20/20-01	02540081010	A20/30-01	02580016013	A20/5-01	02580445010	A20/5-01	03030320000	B3/1-04
02520613010	A20/7-03	02530087010	A20/20-01	02540082010	A20/30-01	02580017010	A20/5-01	02580446010	A20/5-02	03050010000	B1/9-01
02520613025	A20/7-03	02530091010	A20/20-01	02540083010	A20/40-01	02580017013	A20/5-01	02580447010	A20/5-02	03050011000	B1/9-01
02520614010	A20/7-03	02530092010	A20/20-01	02540084010	A20/40-01	02580018010	A20/5-01	02580448010	A20/5-02	03050012000	B1/9-01
02520614025	A20/7-03	02530095010	A20/20-01	02540085010	A20/30-01	02580018013	A20/5-01	02580449010	A20/5-01	03050013000	B1/9-01
02520615010	A20/7-03	02530110010	A20/20-01	02540087010	A20/50-01	02580019010	A20/5-01	02580450010	A20/5-03	03050014000	B1/9-01
02520615025	A20/7-03	02530111010	A20/20-01	02540088010	A20/50-01	02580019013	A20/5-01	02580451010	A20/5-02	03050015000	B1/9-01
02520616010	A20/7-03	02530112010	A20/20-01	02540089010	A20/30-01	02580351010	A20/5-01	02590019010	A20/5-03	03050016000	B1/9-01
02520616025	A20/7-03	02530113010	A20/20-01	02540092010	A20/30-01	02580351013	A20/5-01	02590020010	A20/5-03	03050017000	B1/9-01
02520620010	A20/7-03	02530114010	A20/20-01	02540093010	A20/30-01	02580352010	A20/5-01	02590021010	A20/5-03	03050018000	B1/9-01
02520620025	A20/7-03	02530115010	A20/20-01	02540095010	A20/30-01	02580352013	A20/5-01	02590022010	A20/5-03	03050019000	B1/9-01
02520621010	A20/7-03	02530117010	A20/20-01	02540097010	A20/30-01	02580353010	A20/5-01	02590023010	A20/5-03	03050020000	B1/9-01
02520621025	A20/7-03	02530118010	A20/20-01	02540124010	A20/40-01	02580353013	A20/5-01	02590024010	A20/5-03	03050021000	B1/9-01
02520622010	A20/7-03	02530119010	A20/20-01	02540126010	A20/40-01	02580354010	A20/5-01	03010001***	B1/4-02	03050022000	B1/9-01
02520622025	A20/7-03	02530120010	A20/20-01	02540127010	A20/40-01	02580354013	A20/5-01	03010002***	B1/5-02	03050023000	B1/9-01
02520623010	A20/7-03	02530121010	A20/20-01	02560001010	A20/20-01	02580355010	A20/5-01	03010003***	B2/2-02	03050024000	B1/9-01
02520623025	A20/7-03	02540001010	A20/40-01	02560002010	A20/20-01	02580355013	A20/5-01	03010004***	B2/3-01	03050050000	B1/9-01
02520624010	A20/7-03	02540002010	A20/40-01	02560003010	A20/20-01	02580356010	A20/5-01	03010005***	B2/4-02	03050110000	B1/9-01
02520624025	A20/7-03	02540003010	A20/40-01	02560005010	A20/20-01	02580356013	A20/5-01	03010006***	B2/5-02	03050120000	B1/9-01
02520625010	A20/7-03	02540004010	A20/40-01	02560010010	A20/20-01	02580357010	A20/5-01	03010007***	B2/6-02	03050130000	B1/9-01
02520625025	A20/7-03	02540005010	A20/50-01	02570001010	A20/8-01	02580357013	A20/5-01	03010008***	B1/3-02	03050170000	B1/9-01
02520626010	A20/7-03	02540006010	A20/30-01	02570003010	A20/8-01	02580358010	A20/5-01	03010009***	B1/2-02	03050180000	B1/9-01
02520626025	A20/7-03	02540008010	A20/40-01	02570004010	A20/8-01	02580358013	A20/5-01	03010010***	B1/1-02	03050210000	B1/9-01
02520653010	A20/1-00	02540011010	A20/40-01	02570005010	A20/8-01	02580359010	A20/5-01	03010013***	B2/1-02	03050220000	B1/9-01
02520654010	A20/1-00	02540012010	A20/40-01	02570008010	A20/8-01	02580359013	A20/5-01	03010041004	B2/7-05	03060030000	B3/1-05
02530001010	A20/20-01	02540013010	A20/40-01	02570009010	A20/8-01	02580360010	A20/5-01	03010042004	B2/7-05	03060900000	B3/1-05
02530002010	A20/50-01	02540014010	A20/40-01	02570012010	A20/8-01	02580360013	A20/5-01	03010043004	B2/7-05	03060901000	B3/1-05
02530003010	A20/20-01	02540015010	A20/40-01	02570013010	A20/50-01	02580361010	A20/5-01	03010044004	B2/7-05	03060902000	B3/1-05
02530004010	A20/20-01	02540021010	A20/40-01	02570014010	A20/50-01	02580361013	A20/5-01	03010045004	B2/7-05	03070001001	B1/7-01
02530005010	A20/20-01	02540022010	A20/40-01	02570015010	A20/50-01	02580362010	A20/5-01	03010046004	B2/7-05	03070002001	B1/7-01
02530008010	A20/20-01	02540023010	A20/50-01	02570016010	A20/50-01	02580401010	A20/5-02	03010047004	B2/7-05	03070003001	B1/7-01
02530013010	A20/20-01	02540024010	A20/40-01	02570017010	A20/8-01	02580402010	A20/5-02	03010091***	B2/7-04	03070004001	B1/7-01
02530014010	A20/20-01	02540025010	A20/50-01	02570019010	A20/8-01	02580403010	A20/5-02	03010092***	B2/7-04	03070050000	B1/9-02
02530015010	A20/20-01	02540026010	A20/50-01	02570020010	A20/8-01	02580404010	A20/5-02	03010093***	B2/7-04	03070051000	B1/9-02
02530016010	A20/20-01	02540027010	A20/40-01	02570033010	A20/8-01	02580405010	A20/5-02	03010094***	B2/7-04	03070052000	B1/9-02
02530017010	A20/20-01	02540029010	A20/40-01	02570034010	A20/8-01	02580406010	A20/5-02	03010200***	B2/7-03	03070071000	B1/9-03
02530018010	A20/20-01	02540032010	A20/40-01	02570035010	A20/8-03	02580407010	A20/5-02	03010340001	B2/7-01	03070072000	B1/9-03
02530019010	A20/20-01	02540034010	A20/40-01	02570036010	A20/8-01	02580408010	A20/5-02	03010341001	B2/7-01	03070073000	B1/9-03
02530020010	A20/20-01	02540035010	A20/40-01	02570037010	A20/8-01	02580415010	A20/5-02	03010350001	B2/7-01	03070074000	B1/9-03
02530021010	A20/20-01	02540036010	A20/40-01	02570038010	A20/8-01	02580416010	A20/5-02	03010351001	B2/7-01	03070075000	B1/9-03
02530022010	A20/20-01	02540037010	A20/40-01	02570039010	A20/8-01	02580417010	A20/5-02	03010352001	B2/7-01	03070076000	B1/9-03
02530032010	A20/50-01	02540038010	A20/40-01	02570040010	A20/8-01	02580418010	A20/5-02	03010353001	B2/7-01	03070077000	B1/9-03
02530051010	A20/20-01	02540039010	A20/40-01	02570041010	A20/8-01	02580419010	A20/5-02	03010354001	B2/7-01	03070100001	B1/9-04
02530052010	A20/20-01	02540040010	A20/40-01	02570043010	A20/50-01	02580420010	A20/5-02	03010358001	B2/7-01	03070100004	B1/9-04
02530053010	A20/20-01	02540041010	A20/40-01	02570044010	A20/50-01	02580421010	A20/5-02	03010360001	B2/7-01	03070101001	B1/9-04
02530056010	A20/20-01	02540042010	A20/40-01	02570050010	A20/50-01	02580422010	A20/5-02	03010362001	B2/7-01	03070101004	B1/9-04
02530057010	A20/20-01	02540043010	A20/40-01	02570051010	A20/50-01	02580423010	A20/5-02	03010368001	B2/7-01	03070102001	B1/9-04
02530058010	A20/20-01	02540044010	A20/40-01	02570061010	A20/8-01	02580424010	A20/5-03	03010440004	B2/7-01	03070102004	B1/9-04
02530059010	A20/20-01	02540045010	A20/50-01	02570062010	A20/8-01	02580425010	A20/5-03	03010441004	B2/7-01	03070103001	B1/9-04
02530060010	A20/20-01	02540046010	A20/50-01	02570063010	A20/8-01	02580426010	A20/5-02	03010450004	B2/7-01	03070103004	B1/9-04
02530061010	A20/20-01	02540049010	A20/40-01	02570064010	A20/8-01	02580427010	A20/5-02	03010451004	B2/7-01	03070104001	B1/9-04
02530062010	A20/20-01	02540050010	A20/40-01	02570066010	A20/8-03	02580428010	A20/5-03	03010452004	B2/7-01	03070104004	B1/9-04

Repertory of SES-STERLING products
List classified by art.No.



Art. No.	Page	Art. No.	Page	Art. No.	Page	Art. No.	Page	Art. No.	Page	Art. No.	Page
03070105001	B1/9-04	03170603097	B13/22	03520016***	B6/1-02	03610302000	B7/4-05	03620070004ALP	B7/3-03	03650304000	B5/2-02
03070105004	B1/9-04	03170604001	B13/22	03520016004ALP	B6/1-01	03610303000	B7/4-05	03620070004NUM	B7/3-03	03650305000	B5/2-02
03070106001	B1/9-04	03170604097	B13/22	03520016004NUM	B6/1-01	03610304000	B7/4-05	03620111***	B7/2-02	03650312000	B5/2-02
03070106004	B1/9-04	03170605001	B13/22	03520017***	B6/1-02	03610305000	B7/4-05	03620112***	B7/2-02	03650313000	B5/2-02
03070107001	B1/9-04	03170605097	B13/22	03520017004ALP	B6/1-01	03610306000	B7/4-05	03620113***	B7/2-02	03650314000	B5/2-02
03070107004	B1/9-04	03170606001	B13/22	03520017004NUM	B6/1-01	03610307000	B7/4-05	03620114***	B7/2-02	03650315000	B5/2-02
03070200000	B2/8-03	03170607001	B13/22	03600101***	B7/1-02	03610308000	B7/4-05	03620115***	B7/2-02	03650322000	B5/2-02
03070201000	B2/8-03	03170607097	B13/22	03600101015ALP	B7/1-02	03610309000	B7/4-05	03620116***	B7/2-02	03650323000	B5/2-02
03070202000	B2/8-03	03170608001	B13/22	03600102***	B7/1-02	03610472***	B7/4-04	03620117***	B7/2-02	03650324000	B5/2-02
03070501010	C14/5-01	03170608097	B13/22	03600102015ALP	B7/1-02	03610473***	B7/4-04	03620118***	B7/2-02	03650325000	B5/2-02
03070502010	C14/5-01	03170609001	B13/22	03600103***	B7/1-02	03610474***	B7/4-04	03620119***	B7/2-02	03650332000	B5/2-02
03070503007	C14/5-01	03170609097	B13/22	03600103015ALP	B7/1-02	03610482***	B7/4-04	03620150***	B7/2-02	03650333000	B5/2-02
03070504001	C14/5-01	03170610001	B13/22	03600104***	B7/1-02	03610483***	B7/4-04	03620150099NUM	B7/2-02	03650334000	B5/2-02
03080001000	B2/8-01	03170610097	B13/22	03600104015ALP	B7/1-02	03610484***	B7/4-04	03620160***	B7/2-02	03650335000	B5/2-02
03080002000	B2/8-01	03170611001	B13/22	03600105***	B7/1-02	03610492***	B7/4-04	03620160099NUM	B7/2-02	03650336000	B5/2-02
03080003000	B2/8-01	03170611097	B13/22	03600105015ALP	B7/1-02	03610493***	B7/4-04	03620250***	B7/2-02	03680001***	B7/3-06
03080004000	B2/8-01	03170613001	B13/22	03600106***	B7/1-02	03610494***	B7/4-04	03620260***	B7/2-02	03680100***	B7/3-07
03080005000	B2/8-01	03170613097	B13/22	03600106015ALP	B7/1-02	03620001***	B7/2-02	03620327001	B1/9-05	03680200***	B7/3-07
03080006000	B2/8-01	03170614001	B13/22	03600107***	B7/1-02	03620001001ALP	B7/2-02	03620328***	B1/9-05	03690001***	B7/3-05
03080007000	B2/8-01	03170614097	B13/22	03600107015ALP	B7/1-02	03620001001NUM	B7/2-02	03620328001	B1/9-05	03690001004ALP	B7/3-05
03080008000	B2/8-01	03170615001	B13/22	03600108***	B7/1-02	03620002***	B7/2-02	03620329001	B1/9-05	03690001004NUM	B7/3-05
03080009000	B2/8-01	03170615097	B13/22	03600108015ALP	B7/1-02	03620002001ALP	B7/2-02	03620330001	B1/9-05	03690011004	B7/3-04
03080010000	B2/8-01	03170616001	B13/22	03600109***	B7/1-02	03620002001NUM	B7/2-02	03620331001	B1/9-05	03690012004	B7/3-04
03080011000	B2/8-01	03170616097	B13/22	03600109015ALP	B7/1-02	03620003***	B7/2-02	03628000000	B7/3-01	03690013004	B7/3-04
03080012000	B2/8-01	03170617001	B13/22	03600110***	B7/1-02	03620003001ALP	B7/2-02	03628200***	B7/3-01	03700002***	B7/4-02
03080013000	B2/8-01	03170617097	B13/22	03600110015ALP	B7/1-02	03620003001NUM	B7/2-02	03628200004	B7/3-01	03700002001ALP	B7/4-02
03080021004	B2/8-01	03320001***	B6/1-02	03600111***	B7/1-02	03620004***	B7/2-02	03628800000	B7/3-01	03700002001NUM	B7/4-02
03080022004	B2/8-01	03320002***	B6/1-02	03600111015ALP	B7/1-02	03620004001ALP	B7/2-02	03628900***	B7/3-01	03700002004ALP	B7/4-02
03080023004	B2/8-01	03320003***	B6/1-02	03600112***	B7/1-02	03620004001NUM	B7/2-02	03629000***	B7/3-01	03700002004NUM	B7/4-02
03080024004	B2/8-01	03320007***	B6/1-02	03600112015ALP	B7/1-02	03620005***	B7/2-02	03629100***	B7/3-01	03700003***	B7/4-02
03080025004	B2/8-01	03340001***	B6/3-02	03600201***	B7/1-02	03620005001ALP	B7/2-02	03630214***	B7/6-02	03700003001ALP	B7/4-02
03080026004	B2/8-01	03340002***	B6/3-02	03600201000NUM	B7/1-02	03620005001NUM	B7/2-02	03630401***	B7/6-01	03700003001NUM	B7/4-02
03080027004	B2/8-01	03340003***	B6/3-02	03600202***	B7/1-02	03620006***	B7/2-02	03630501***	B7/6-01	03700003004ALP	B7/4-02
03080028004	B2/8-01	03520001***	B6/1-03	03600202000NUM	B7/1-02	03620006001ALP	B7/2-02	03640001***	B6/3-02	03700003004NUM	B7/4-02
03080029004	B2/8-01	03520001004ALP	B6/1-01	03600203***	B7/1-02	03620006001NUM	B7/2-02	03640002***	B6/3-02	03700004***	B7/4-02
03080030004	B2/8-01	03520001004NUM	B6/1-01	03600203000NUM	B7/1-02	03620007***	B7/2-02	03640003***	B6/3-02	03700004001ALP	B7/4-02
03080031004	B2/8-01	03520002***	B6/1-03	03600204***	B7/1-02	03620007001ALP	B7/2-02	03640004***	B6/3-02	03700004001NUM	B7/4-02
03080032004	B2/8-01	03520002004ALP	B6/1-01	03600204000NUM	B7/1-02	03620007001NUM	B7/2-02	03640005***	B6/3-02	03700004004ALP	B7/4-02
03080033004	B2/8-01	03520002004NUM	B6/1-01	03600205***	B7/1-02	03620008***	B7/2-02	03640006***	B6/3-02	03700004004NUM	B7/4-02
03080091***	B2/8-02	03520003***	B6/1-03	03600205000NUM	B7/1-02	03620009***	B7/2-02	03650101000	B5/2-01	03700005***	B7/4-02
03080092***	B2/8-02	03520003004ALP	B6/1-01	03600206***	B7/1-02	03620009001ALP	B7/2-02	03650102000	B5/2-01	03700005001ALP	B7/4-02
03080093***	B2/8-02	03520003004NUM	B6/1-01	03600206000NUM	B7/1-02	03620009001NUM	B7/2-02	03650103000	B5/2-01	03700005001NUM	B7/4-02
03080094***	B2/8-02	03520004***	B6/1-03	03600207***	B7/1-02	03620011***	B7/2-02	03650104000	B5/2-01	03700005004ALP	B7/4-02
03170003000	B13/22	03520004004ALP	B6/1-01	03600207000NUM	B7/1-02	03620011099NUM	B7/2-02	03650105000	B5/2-01	03700005004NUM	B7/4-02
03170101010	B13/22	03520004004NUM	B6/1-01	03600208***	B7/1-02	03620012***	B7/2-02	03650111000	B5/2-01	03700006***	B7/4-02
03170103010	B13/22	03520005***	B6/1-03	03600208000NUM	B7/1-02	03620012099NUM	B7/2-02	03650112000	B5/2-01	03700006001ALP	B7/4-02
03170104010	B13/22	03520005004ALP	B6/1-01	03600209***	B7/1-02	03620013***	B7/2-02	03650113000	B5/2-01	03700006001NUM	B7/4-02
03170105001	B13/22	03520005004NUM	B6/1-01	03600209000NUM	B7/1-02	03620013099NUM	B7/2-02	03650114000	B5/2-01	03700006004ALP	B7/4-02
03170201***	B13/22	03520006***	B6/1-03	03600210***	B7/1-02	03620014***	B7/2-02	03650115000	B5/2-01	03700006004NUM	B7/4-02
03170202***	B13/22	03520006004ALP	B6/1-01	03600210000NUM	B7/1-02	03620014099NUM	B7/2-02	03650121000	B5/2-01	03700012***	B7/4-02
03170203***	B13/22	03520006004NUM	B6/1-01	03600211***	B7/1-02	03620015***	B7/2-02	03650122000	B5/2-01	03700012099NUM	B7/4-02
03170204***	B13/22	03520007***	B6/1-03	03600211000NUM	B7/1-02	03620015099NUM	B7/2-02	03650123000	B5/2-01	03700013***	B7/4-02
03170205***	B13/22	03520007004NUM	B6/1-01	03600212***	B7/1-02	03620016***	B7/2-02	03650124000	B5/2-01	03700013099NUM	B7/4-02
03170206***	B13/22	03520011***	B6/1-02	03600212000NUM	B7/1-02	03620016099NUM	B7/2-02	03650125000	B5/2-01	03700014***	B7/4-02
03170301***	B13/22	03520011004ALP	B6/1-01	03600301***	B7/1-02	03620017***	B7/2-02	03650131000	B5/2-01	03700014099NUM	B7/4-02
03170302***	B13/22	03520011004NUM	B6/1-01	03600302***	B7/1-02	03620017099NUM	B7/2-02	03650132000	B5/2-01	03700015***	B7/4-02
03170303***	B13/22	03520012***	B6/1-02	03600303***	B7/1-02	03620018***	B7/2-02	03650133000	B5/2-01	03700015099NUM	B7/4-02
03170401001	B13/22	03520012004ALP	B6/1-01	03600304***	B7/1-02	03620019***	B7/2-02	03650134000	B5/2-01	03700016***	B7/4-02
03170401097	B13/22	03520012004NUM	B6/1-01	03600305***	B7/1-02	03620019099NUM	B7/2-02	03650135000	B5/2-01	03700022***	B7/4-02
03170501001	B13/22	03520013***	B6/1-02	03600306***	B7/1-02	03620050***	B7/2-02	03650136000	B5/2-01	03700023***	B7/4-02
03170501097	B13/22	03520013004ALP	B6/1-01	03600307***	B7/1-02	03620050001ALP	B7/2-02	03650151000	B5/2-01	03700024***	B7/4-02
03170502001	B13/22	03520013004NUM	B6/1-01	03600308***	B7/1-02	03620050001NUM	B7/2-02	03650152000	B5/2-01	03700025***	B7/4-02
03170502097	B13/22	03520014***	B6/1-02	03600309***	B7/1-02	03620060***	B7/2-02	03650153000	B5/2-01	03700026***	B7/4-02
03170503001	B13/22	03520014004ALP	B6/1-01	03600310***	B7/1-02	03620060001ALP	B7/2-02	03650154000	B5/2-01	03700072***	B7/4-03
03170503097	B13/22	03520014004NUM	B6/1-01	03600311***	B7/1-02	03620060001NUM	B7/2-02	03650155000	B5/2-01	03700073***	B7/4-03
03170601001	B13/22	03520015***	B6/1-02	03600312***	B7/1-02	03620070***	B7/3-03	03650156000	B5/2-01	03700074***	B7/4-03
03170602001	B13/22	03520015004ALP	B6/1-01	03600500000	B7/4-05	03620070001ALP	B7/3-03	03650302000	B5/2-02	03700082***	B7/4-03
03170603001	B13/22	03520015004NUM	B6/1-01	03610301000	B7/4-05	03620070001NUM	B7/3-03	03650303000	B5/2-02	03700083***	B7/4-03

Repertory of SES-STERLING products
List classified by art.No.

Art. No.	Page	Art. No.	Page	Art. No.	Page	Art. No.	Page	Art. No.	Page	Art. No.	Page
03700084***	B7/4-03	03740015006	B8/2-03	03740200004ALP	B8/2-02	04010007000	D2/1-02	04160006000	D1/2-01	05180913000	D4/6-03
03700095***	B7/4-03	03740020***	B8/2-02	03740200004NUM	B8/2-02	04010008000	D2/1-02	04160101000	D1/2-01	05180914000	D4/6-03
03700096***	B7/4-03	03740020001ALP	B8/2-02	03740401***	B8/2-02	04010009000	D2/1-02	04160102000	D1/2-01	05180916000	D4/6-03
03700097***	B7/4-03	03740020001NUM	B8/2-02	03740401099NUM	B8/2-02	04010028000	D2/1-02	04160103000	D1/2-01	05180918000	D4/6-01
03700910000	B7/4-05	03740025013	B8/2-03	03740410***	B8/2-02	04010031000	D2/1-03	04160104000	D1/2-01	05180919000	D4/6-01
03720001***	B7/5-01	03740030***	B8/2-02	03740410099NUM	B8/2-02	04010120000	D2/1-02	04170030000	B13/5-01	05180930000	D4/6-02
03720001004ALP	B7/5-01	03740030001ALP	B8/2-02	03740420***	B8/2-02	04010121000	D2/1-02	04170040***	B13/5-02	05180931000	D4/6-03
03720001004NUM	B7/5-01	03740030001NUM	B8/2-02	03740420099NUM	B8/2-02	04010122000	D2/1-02	04170040000A-Z	B13/5-01	05180955000	D4/6-01
03720001099NUM	B7/5-01	03740035003	B8/2-03	03740430***	B8/2-02	04010123000	D2/1-02	04170041***	B13/5-02	05180956000	D4/6-01
03720002000	B7/5-02	03740040***	B8/2-02	03740430099NUM	B8/2-02	04010124000	D2/1-02	0417004100000-9	B13/5-01	05180960000	C3/7-01
03720011000	B7/5-02	03740040001ALP	B8/2-02	03740440***	B8/2-02	04010128000	D2/1-02	04170042***	B13/5-02	05180961000	C3/7-01
03730010000	B5/5-01	03740040001NUM	B8/2-02	03740440099NUM	B8/2-02	04010129000	D2/1-02	04170043***	B13/5-02	05180962000	C3/7-01
03730020000	B5/5-01	03740045007	B8/2-03	03740450***	B8/2-02	04010220000	D2/1-02	04170044***	B13/5-02	05250150000	D7/2-01
03730060***	B5/1-02	03740050***	B8/2-02	03740450099NUM	B8/2-02	04010221000	D2/1-02	04170045***	B13/5-02	05250201000	D7/2-01
03730060001ALP	B5/1-02	03740050001ALP	B8/2-02	03740460***	B8/2-02	04010222000	D2/1-02	04170046***	B13/5-02	05250203000	D7/2-01
03730060004ALP	B5/1-02	03740050001NUM	B8/2-02	03740460099NUM	B8/2-02	04010223000	D2/1-02	04170060000ES	B13/5-01	05250204000	D7/2-01
03730060015ALP	B5/1-02	03740055002	B8/2-03	03740470***	B8/2-02	04010224000	D2/1-02	04170060000SP	B13/5-01	05250205000	D7/2-01
03730061***	B5/1-02	03740060***	B8/2-02	03740470099NUM	B8/2-02	04010228000	D2/1-02	04170088000	B13/5-03	05250206000	D7/2-01
03730061001NUM	B5/1-02	03740060001ALP	B8/2-02	03740480***	B8/2-02	04010428000	D2/1-02	04170111000	B13/5-01	05250207000	D7/2-01
03730061004NUM	B5/1-02	03740060001NUM	B8/2-02	03740480099NUM	B8/2-02	04010528000	D2/1-02	04170112000	B13/5-01	05270003000	D3/1-03
03730061099NUM	B5/1-02	03740065004	B8/2-03	03740490***	B8/2-02	04010628000	D2/1-02	04170112143	B13/5-01	05270004000	D3/1-03
03730062***	B5/1-02	03740070***	B8/2-02	03740490099NUM	B8/2-02	04010728000	D2/1-02	04170112144	B13/5-01	05270010000	D3/1-03
03730063***	B5/1-02	03740070001ALP	B8/2-02	03740500***	B8/2-02	04010928000	D2/1-02	04170113000	B13/5-01	05270015000	D3/1-01
03730065***	B5/1-02	03740070001NUM	B8/2-02	03740500099NUM	B8/2-02	04010929000	D2/1-02	04170114000	B13/5-01	05320001000	D4/5-01
03730065001ALP	B5/1-02	03740075006	B8/2-03	03740710010	B8/1-03	04020001000	D2/1-01	04170120000	B13/5-01	05320027000	D4/5-01
03730065004ALP	B5/1-02	03740080***	B8/2-02	03740720010	B8/1-03	04020002000	D2/1-01	04170130000	B13/5-01	05330100000	D7/1-01
03730065015ALP	B5/1-02	03740080001ALP	B8/2-02	03740730010	B8/1-03	04020003000	D2/1-01	04190001000	D3/3-01	05330120000	D7/4-01
03730066***	B5/1-02	03740080001NUM	B8/2-02	03740800000	B8/2-03	04020006000	D2/1-01	04190011000	D3/3-01	05330201000	D7/1-01
03730066001NUM	B5/1-02	03740085013	B8/2-03	03760010***	B8/0-03	04020007000	D2/1-01	05010007000	D2/5-01	05330202000	D7/1-01
03730066004NUM	B5/1-02	03740090***	B8/2-02	03760011***	B8/0-03	04020008000	D2/1-01	05020001000	D3/4-01	05340001000	D3/1-01
03730066099NUM	B5/1-02	03740090001ALP	B8/2-02	03760012***	B8/0-03	04020009000	D2/1-01	05030001000	D3/4-01	05340003000	D3/1-01
03730067***	B5/1-02	03740090001NUM	B8/2-02	03760020***	B8/1-02	04020020000	D2/1-01	05030003000	D3/4-01	05340004000	D3/1-01
03730068***	B5/1-02	03740095013	B8/2-03	03760021***	B8/1-02	04020021000	D2/1-01	05090001000	D4/3-01	05340005000	D3/1-01
03730100000	B5/1-04	03740100***	B8/2-02	03760022***	B8/1-02	04020023000	D2/1-01	05090002000	D4/2-02	05340007000	D3/1-01
03730120000	B5/3-01	03740100001ALP	B8/2-02	03760100000	B8/1-03	04020024000	D2/1-01	05090003000	D4/4-01	05340008000	D3/1-01
03730176000	B5/3-01	03740100001NUM	B8/2-02	03770801000	B5/3-04	04020025000	D2/1-01	05090004000	D4/4-01	05340010000	D3/2-01
03730181000	B5/3-01	03740101***	B8/2-02	03770802000	B5/3-04	04020050000	D2/1-01	05090007000	D4/3-01	05340014000	D3/1-01
03730182000	B5/3-01	03740101004ALP	B8/2-02	03780010000	B5/1-03	04020051000	D2/1-01	05090015000	D4/2-02	05340016000	D3/1-02
03730183000	B5/3-01	03740101004NUM	B8/2-02	03780500000	B13/21-02	04020100000	D2/1-01	05090021000	D4/4-01	05340030000	D3/1-02
03730184000	B5/3-01	03740105013	B8/2-03	03780505000	B13/21-02	04100020000	D1/2-01	05090022000	D4/4-01	05340031000	D3/1-02
03730185000	B5/3-01	03740110***	B8/2-02	03780507***	B13/21-02	04100021000	D1/2-01	05090031000	D4/4-01	05340040000	D3/2-01
03730301000	B5/4-01	03740110004ALP	B8/2-02	03780508***	B13/21-02	04100133000	D1/1-01	05130001000	D2/5-01	05340041000	D3/2-01
03730302000	B5/4-01	03740110004NUM	B8/2-02	03780513010	B13/21-02	04100134000	D1/1-01	05130002000	D2/5-01	05340042000	D3/2-01
03730311000	B5/4-01	03740120***	B8/2-02	03780514001	B13/21-02	04100135000	D1/1-01	05180003000	D5/2-01	05340050000	D3/1-02
03730312000	B5/4-01	03740120004ALP	B8/2-02	03780515***	B13/21-02	04100136000	D1/1-03	05180005000	D5/2-01	05340051000	D3/1-01
03730321000	B5/4-01	03740120004NUM	B8/2-02	03780516***	B13/21-02	04100137000	D1/1-03	05180051000	D5/1-01	05360001000	D5/2-01
03730322000	B5/4-01	03740130***	B8/2-02	03780531001	B13/21-02	04100138000	D1/1-03	05180052000	D5/1-01	05360004000	D5/2-01
03730341000	B5/4-01	03740130004ALP	B8/2-02	03780532001	B13/21-02	04100139000	D1/1-03	05180053000	D5/1-01	05360005000	D5/2-01
03730342000	B5/4-01	03740130004NUM	B8/2-02	03780533001	B13/21-02	04100145000	D1/1-02	05180054000	D5/1-01	05360006000	D5/2-01
03730351000	B5/4-01	03740140***	B8/2-02	03780536004	B13/21-02	04100150000	D1/3-01	05180055000	D5/1-02	05380001000	D3/3-01
03730352000	B5/4-01	03740140004ALP	B8/2-02	03780537004	B13/21-02	04100151000	D1/3-01	05180085000	D5/1-02	05380003000	D3/3-01
03730910000	B5/2-03	03740140004NUM	B8/2-02	03780538004	B13/21-02	04100160000	D1/3-01	05180101000	D4/2-03	05410030000	D2/2-01
03730911000	B5/2-03	03740150***	B8/2-02	03780539001	B13/21-02	04100161000	D1/3-01	05180102000	D4/2-03	05410050000	D2/1-04
03730912000	B5/2-03	03740150004ALP	B8/2-02	03780541000	B13/21-02	04100162000	D1/3-01	05180103000	D4/3-03	05410055000	D2/1-04
03730913000	B5/2-03	03740150004NUM	B8/2-02	03780542000	B13/21-02	04100163000	D1/3-01	05180104000	D4/2-04	05410060000	D2/2-03
03730930000	B5/2-05	03740160***	B8/2-02	03780550000	B13/21-02	04120001000	C3/1-01	05180106000	D4/2-01	05410070000	D2/2-03
03730931000	B5/2-05	03740160004ALP	B8/2-02	03780556000	B13/21-02	04120002000	C3/1-01	05180107000	D4/3-02	05410090000	D2/2-04
03730932000	B5/2-05	03740160004NUM	B8/2-02	03780590000	B13/21-02	04120003000	C3/1-01	05180108000	D4/2-01	05410100000	D2/2-04
03730933000	B5/2-05	03740170***	B8/2-02	03780591000	B13/21-02	04120004000	C3/1-01	05180109000	D4/3-03	05480111000	D10/2-01
03730934000	B5/2-05	03740170004ALP	B8/2-02	03780700000	B13/21-01	04140101000	D2/1-04	05180110000	D4/3-02	05480112000	D10/2-01
03730935000	B5/2-05	03740170004NUM	B8/2-02	03800036003	B11/1-02	04140102000	D2/1-04	05180111000	D4/2-03	05480113000	D10/2-01
03740001***	B8/2-02	03740180***	B8/2-02	03800037003	B11/1-02	04140103000	D2/1-04	05180112000	D4/2-03	05480200000	D10/2-01
03740001001ALP	B8/2-02	03740180004ALP	B8/2-02	03800038003	B11/1-02	04140104000	D2/1-04	05180113000	D4/3-03	05480201000	D10/2-01
03740001001NUM	B8/2-02	03740180004NUM	B8/2-02	04010001000	D2/1-02	04140105000	D2/1-04	05180115000	D4/2-04	05480202000	D10/2-01
03740005010	B8/2-03	03740190***	B8/2-02	04010002000	D2/1-02	04140106000	D2/1-04	05180119000	D4/3-03	05480203000	D10/2-01
03740010***	B8/2-02	03740190004ALP	B8/2-02	04010003000	D2/1-02	04140180000	D2/1-03	05180120000	D4/3-02	05580002000	D3/1-01
03740010001ALP	B8/2-02	03740190004NUM	B8/2-02	04010005000	D2/1-02	04160001000	D1/2-01	05180911000	D4/6-02	05590001000	D4/1-01
03740010001NUM	B8/2-02	03740200***	B8/2-02	04010006000	D2/1-02	04160005000	D1/2-01	05180912000	D4/6-02	05590002000	D4/1-01

Repertory of SES-STERLING products
List classified by art.No.

Art. No.	Page	Art. No.	Page	Art. No.	Page	Art. No.	Page	Art. No.	Page	Art. No.	Page
05590003000	D4/2-01	06030151010	A4/5-02	06070506000	D6/2-02	06130002000	D6/6-01	06240015013	A6/1-01	06240211013	A6/1-01
05880010001	C6/1-01	06030160010	A4/5-01	06070507000	D6/2-02	06130003000	D6/6-01	06240016010	A6/1-01	06240213010	A6/1-01
05920006000	D10/1-01	06030161010	A4/5-02	06070512000	D6/2-03	06130004000	D6/6-01	06240016013	A6/1-01	06240213013	A6/1-01
05920013000	D10/1-01	06030170010	A4/5-01	06070513000	D6/2-03	06130005000	D6/6-01	06240018010	A6/1-02	06240215010	A6/1-01
05920031000	D10/1-01	06030171010	A4/5-02	06070514000	D6/2-03	06130006000	D6/6-01	06240018013	A6/1-02	06240215013	A6/1-01
05940001000	D7/3-01	06030210010	A4/5-02	06070520000	D6/2-03	06130011000	D6/5-02	06240019010	A6/1-02	06240216010	A6/1-01
05940002000	D7/3-02	06030220010	A4/5-02	06070521000	D6/2-03	06130012000	D6/5-02	06240019013	A6/1-02	06240216013	A6/1-01
05940012000	D7/3-01	06030230010	A4/5-02	06070522000	D6/2-03	06130013000	D6/5-02	06240022010	A6/1-03	06240222010	A6/1-03
05940013000	D7/3-01	06030240010	A4/5-02	06070525000	D6/2-03	06130014000	D6/5-02	06240022013	A6/1-03	06240222013	A6/1-03
05940015000	D7/3-01	06030250010	A4/5-02	06070528000	D6/2-03	06130015000	D6/5-02	06240023010	A6/1-03	06240223010	A6/1-03
05940016000	D7/3-01	06030260010	A4/5-02	06070529000	D6/2-03	06130017000	D6/5-02	06240023013	A6/1-03	06240223013	A6/1-03
05940022000	D7/3-02	06030270010	A4/5-02	06070530000	D6/2-03	06130018000	D6/5-02	06240024010	A6/1-03	06240224010	A6/1-03
05940023000	D7/3-02	06030275010	A4/5-02	06070532000	D6/2-03	06130019000	D6/5-02	06240024013	A6/1-03	06240224013	A6/1-03
05940024000	D7/3-02	06030280010	A4/5-02	06070541000	D6/2-03	06130111000	D6/5-02	06240025010	A6/1-03	06240225010	A6/1-03
05940027000	D7/3-02	06030290010	A4/5-02	06070542000	D6/2-03	06130112000	D6/5-02	06240025013	A6/1-03	06240225013	A6/1-03
05940050000	D7/3-03	06030490000	A4/90-01	06070543000	D6/2-03	06130113000	D6/5-02	06240026010	A6/1-03	06240226010	A6/1-03
05940054000	D7/3-03	06050085000	B13/2-01	06070549000	D6/2-03	06130114000	D6/5-02	06240026013	A6/1-03	06240226013	A6/1-03
05940055000	D7/3-03	06050086000	B13/2-01	06070550000	D6/2-03	06130115000	D6/5-02	06240027010	A6/1-03	06240227010	A6/1-03
05940056000	D7/3-03	06070301000	D6/2-01	06070560000	D6/2-03	06130117000	D6/5-02	06240027013	A6/1-03	06240227013	A6/1-03
05940057000	D7/3-03	06070302000	D6/2-01	06070561000	D6/2-03	06130118000	D6/5-02	06240028010	A6/1-03	06240228010	A6/1-03
05940400000	D7/3-04	06070303000	D6/2-01	06070562000	D6/2-03	06130119000	D6/5-02	06240028013	A6/1-03	06240228013	A6/1-03
05940410000	D7/3-04	06070304000	D6/2-01	06070563000	D6/2-03	06130120000	D6/5-02	06240030010	A6/1-03	06240230010	A6/1-03
05940411000	D7/3-04	06070401000	D6/2-01	06070564000	D6/2-03	06130313000	D6/5-02	06240030013	A6/1-03	06240230013	A6/1-03
05950001000	D2/2-02	06070402000	D6/2-01	06070565000	D6/2-03	06130314000	D6/5-02	06240031010	A6/1-03	06240231010	A6/1-03
05950002000	D2/2-01	06070404000	D6/2-01	06070566000	D6/2-03	06130315000	D6/5-02	06240031013	A6/1-03	06240231013	A6/1-03
05950003000	D2/2-01	06070406000	D6/2-01	06070567000	D6/2-03	06130317000	D6/5-02	06240032010	A6/1-03	06240232010	A6/1-03
05950004000	D2/2-01	06070411000	D6/2-01	06070570000	D6/2-03	06130318000	D6/5-02	06240032013	A6/1-03	06240232013	A6/1-03
05950005000	D2/2-01	06070413000	D6/2-01	06070600000	D6/2-04	06130319000	D6/5-02	06240072010	A6/1-04	06240272010	A6/1-04
05950006000	D2/2-01	06070414000	D6/2-01	06070601000	D6/2-04	06130320000	D6/5-02	06240072013	A6/1-04	06240272013	A6/1-04
05950007000	D2/2-01	06070420000	D6/2-01	06070602000	D6/2-04	06170002000	D9/4-01	06240073010	A6/1-04	06240273010	A6/1-04
05950015000	D4/2-02	06070423000	D6/2-01	06070603000	D6/2-04	06170003000	D9/4-01	06240073013	A6/1-04	06240273013	A6/1-04
05950021000	D5/5-02	06070425000	D6/2-01	06070604000	D6/2-04	06170005000	D9/4-01	06240074010	A6/1-04	06240274010	A6/1-04
05950022000	D5/5-02	06070430000	D6/2-01	06070605000	D6/2-04	06170006000	D9/4-01	06240074013	A6/1-04	06240274013	A6/1-04
05950030000	D2/2-02	06070433000	D6/2-01	06070606000	D6/2-04	06190001000	C13/31-01	06240075010	A6/1-04	06240275010	A6/1-04
05950031000	D2/2-02	06070435000	D6/2-01	06070607000	D6/2-04	06190002000	C13/31-01	06240075013	A6/1-04	06240275013	A6/1-04
05950051000	D2/2-02	06070436000	D6/2-01	06070608000	D6/2-04	06190003000	C13/31-01	06240076010	A6/1-04	06240276010	A6/1-04
05950080000	D2/2-01	06070440000	D6/2-02	06070611000	D6/2-04	06190004000	C13/31-01	06240076013	A6/1-04	06240276013	A6/1-04
05950081000	D2/2-01	06070441000	D6/2-02	06070700000	D6/2-04	06190005000	C13/31-01	06240077010	A6/1-04	06240277010	A6/1-04
05950082000	D2/2-01	06070446000	D6/2-02	06070701000	D6/2-04	06190006000	C13/31-01	06240077013	A6/1-04	06240277013	A6/1-04
05950083000	D2/2-01	06070449000	D6/2-02	06070702000	D6/2-04	06190007000	C13/31-01	06240078010	A6/1-04	06240278010	A6/1-04
05950084000	D2/2-01	06070451000	D6/2-02	06070703000	D6/2-04	06190008000	C13/31-01	06240078013	A6/1-04	06240278013	A6/1-04
06030005010	A4/5-01	06070452000	D6/2-02	06070704000	D6/2-04	06190009000	C13/31-01	06240080010	A6/1-04	06240280010	A6/1-04
06030006010	A4/5-02	06070454000	D6/2-01	06070705000	D6/2-04	06190050000	C13/31-01	06240080013	A6/1-04	06240280013	A6/1-04
06030010010	A4/5-01	06070455000	D6/2-02	06070706000	D6/2-04	06240001010	A6/1-01	06240081010	A6/1-04	06240281010	A6/1-04
06030011010	A4/5-02	06070456000	D6/2-02	06070707000	D6/2-04	06240001013	A6/1-01	06240081013	A6/1-04	06240281013	A6/1-04
06030020010	A4/5-01	06070457000	D6/2-03	06070708000	D6/2-04	06240002010	A6/1-01	06240082010	A6/1-04	06240282010	A6/1-04
06030021010	A4/5-02	06070458000	D6/2-03	06070710000	D6/2-04	06240002013	A6/1-01	06240082013	A6/1-04	06240282013	A6/1-04
06030030010	A4/5-01	06070462000	D6/2-02	06070711000	D6/2-04	06240003010	A6/1-01	06240201010	A6/1-01	06240401010	A6/1-02
06030031010	A4/5-02	06070464000	D6/2-02	06070800000	D6/2-04	06240003013	A6/1-01	06240201013	A6/1-01	06240401013	A6/1-02
06030050010	A4/5-01	06070465000	D6/2-02	06070801000	D6/2-04	06240004010	A6/1-01	06240202010	A6/1-01	06240402010	A6/1-02
06030051010	A4/5-02	06070466000	D6/2-02	06070802000	D6/2-04	06240004013	A6/1-01	06240202013	A6/1-01	06240402013	A6/1-02
06030060010	A4/5-01	06070467000	D6/2-02	06070810000	D6/2-04	06240005010	A6/1-01	06240203010	A6/1-01	06240403010	A6/1-02
06030061010	A4/5-02	06070471000	D6/2-02	06110021018	C10/30-01	06240005013	A6/1-01	06240203013	A6/1-01	06240403013	A6/1-02
06030080010	A4/5-01	06070472000	D6/2-02	06110022018	C10/30-01	06240006010	A6/1-01	06240204010	A6/1-01	06240404010	A6/1-02
06030081010	A4/5-02	06070473000	D6/2-02	06110023018	C10/30-01	06240006013	A6/1-01	06240204013	A6/1-01	06240404013	A6/1-02
06030090010	A4/5-01	06070475000	D6/2-02	06110024018	C10/30-01	06240007010	A6/1-01	06240205010	A6/1-01	06240405010	A6/1-02
06030091010	A4/5-02	06070476000	D6/2-02	06110025018	C10/30-01	06240007013	A6/1-01	06240205013	A6/1-01	06240405013	A6/1-02
06030100010	A4/5-01	06070485000	D6/2-01	06110026018	C10/30-01	06240008010	A6/1-01	06240206010	A6/1-01	06240406010	A6/1-02
06030101010	A4/5-02	06070487000	D6/2-01	06110027018	C10/30-01	06240008013	A6/1-01	06240206013	A6/1-01	06240406013	A6/1-02
06030110010	A4/5-01	06070488000	D6/2-01	06110028018	C10/30-01	06240009010	A6/1-01	06240207010	A6/1-01	06240407010	A6/1-02
06030111010	A4/5-02	06070489000	D6/2-01	06110029018	C10/30-01	06240009013	A6/1-01	06240207013	A6/1-01	06240407013	A6/1-02
06030120010	A4/5-01	06070491000	D6/2-01	06110030018	C10/30-01	06240010010	A6/1-01	06240208010	A6/1-01	06240408010	A6/1-02
06030121010	A4/5-02	06070492000	D6/2-01	06110031018	C10/30-01	06240010013	A6/1-01	06240208013	A6/1-01	06240408013	A6/1-02
06030130010	A4/5-01	06070493000	D6/2-02	06110032018	C10/30-01	06240011010	A6/1-01	06240209010	A6/1-01	06240409010	A6/1-02
06030131010	A4/5-02	06070495000	D6/2-02	06110033018	C10/30-01	06240011013	A6/1-01	06240209013	A6/1-01	06240409013	A6/1-02
06030140010	A4/5-01	06070497000	D6/2-01	06110034018	C10/30-01	06240013010	A6/1-01	06240210010	A6/1-01	06240410010	A6/1-02
06030141010	A4/5-02	06070500000	D6/2-02	06110035018	C10/30-01	06240013013	A6/1-01	06240210013	A6/1-01	06240410013	A6/1-02
06030150010	A4/5-01	06070501000	D6/2-02	06110036018	C10/30-01	06240015010	A6/1-01	06240211010	A6/1-01	06240411010	A6/1-02

Repertory of SES-STERLING products
List classified by art.No.

Art. No.	Page	Art. No.	Page	Art. No.	Page	Art. No.	Page	Art. No.	Page	Art. No.	Page
06240411013	A6/1-02	06300192013	A7/4-05	06310207010	A7/6-04	06311040010	A7/5-02	06350002010	C3/1-01	06360034025	A8/2-03
06240413010	A6/1-02	06300193010	A7/4-05	06310207013	A7/6-04	06311041010	A7/5-02	06350002018	C3/1-01	06360035025	A8/2-03
06240413013	A6/1-02	06300193013	A7/4-05	06310208010	A7/6-04	06311042010	A7/5-02	06350003010	C3/1-01	06360036025	A8/11-01
06250200000	A6/5-01	06300194010	A7/4-05	06310208013	A7/6-04	06311043010	A7/5-02	06350003018	C3/1-01	06360037025	A8/2-03
06250201000	A6/5-01	06300195010	A7/4-05	06310209010	A7/6-04	06311044010	A7/5-02	06350004010	C3/1-01	06360101010	A8/2-01
06250202000	A6/5-01	06300195013	A7/4-05	06310209013	A7/6-04	06311045010	A7/5-02	06350004018	C3/1-01	06360101013	A8/2-01
06250250000	A6/5-02	06300196010	A7/4-05	06310306010	A7/6-05	06311047010	A7/5-02	06350011010	C3/1-01	06360101025	A8/2-01
06250255000	A6/5-02	06300196013	A7/4-05	06310306013	A7/6-05	06311049010	A7/5-02	06350011018	C3/1-01	06360102010	A8/2-01
06250256000	A6/5-01	06300230010	A7/4-05	06310307010	A7/6-05	06311050010	A7/5-02	06350012010	C3/1-01	06360102013	A8/2-01
06250257000	A6/5-02	06300231010	A7/4-05	06310307013	A7/6-05	06311050013	A7/5-02	06350012018	C3/1-01	06360102025	A8/2-01
06250260000	A6/5-02	06300232010	A7/4-05	06310308010	A7/6-05	06311060010	A7/5-02	06360001010	A8/2-03	06360103010	A8/2-01
06250265000	A6/5-02	06300233010	A7/4-05	06310308013	A7/6-05	06311061010	A7/5-02	06360001013	A8/2-03	06360103013	A8/2-01
06250266000	A6/5-01	06300234010	A7/4-05	06310309010	A7/6-05	06311062010	A7/5-02	06360001025	A8/2-03	06360103025	A8/2-01
06250267000	A6/5-01	06300235010	A7/4-05	06310309013	A7/6-05	06311063010	A7/5-02	06360002010	A8/2-03	06360105010	A8/2-01
06250268000	A6/5-01	06300236010	A7/4-05	06310402004	A7/6-04	06311064010	A7/5-02	06360002013	A8/2-03	06360105013	A8/2-01
06250269000	A6/5-02	06300237010	A7/4-05	06310403004	A7/6-04	06311064013	A7/5-02	06360002025	A8/2-03	06360105025	A8/2-01
06300110010	A7/4-03	06300238010	A7/4-05	06310404004	A7/6-04	06311066010	A7/5-02	06360003010	A8/2-03	06360107010	A8/2-01
06300111010	A7/4-03	06300238013	A7/4-05	06310405004	A7/6-04	06311067010	A7/5-02	06360003013	A8/2-03	06360107013	A8/2-01
06300111013	A7/4-03	06300250010	A7/4-07	06310406004	A7/6-04	06311069010	A7/5-02	06360003025	A8/2-03	06360107025	A8/2-01
06300112010	A7/4-03	06300251010	A7/4-07	06310407004	A7/6-04	06311071010	A7/5-02	06360004010	A8/2-03	06360109010	A8/2-01
06300112013	A7/4-03	06300252010	A7/4-07	06310408004	A7/6-04	06311072010	A7/5-02	06360004013	A8/2-03	06360109013	A8/2-01
06300113010	A7/4-03	06300253010	A7/4-07	06310701010	A7/6-04	06311072013	A7/5-02	06360004025	A8/2-03	06360109025	A8/2-01
06300114010	A7/4-03	06300254010	A7/4-07	06310701013	A7/6-06	06311080010	A7/5-03	06360005010	A8/2-03	06360111010	A8/2-01
06300115010	A7/4-03	06300255010	A7/4-07	06310702010	A7/6-04	06311081010	A7/5-03	06360005013	A8/2-03	06360111013	A8/2-01
06300116010	A7/4-03	06300256010	A7/4-07	06310702013	A7/6-06	06311082010	A7/5-03	06360005025	A8/2-03	06360111025	A8/2-01
06300117010	A7/4-03	06300257010	A7/4-07	06310703010	A7/6-04	06311085010	A7/5-03	06360006010	A8/2-03	06360112010	A8/2-01
06300118010	A7/4-03	06300258010	A7/4-07	06310705010	A7/6-04	06311101010	A7/5-03	06360006013	A8/2-03	06360112013	A8/2-01
06300119010	A7/4-03	06300259010	A7/4-07	06310706010	A7/6-04	06311102010	A7/5-03	06360006025	A8/2-03	06360112025	A8/2-01
06300119013	A7/4-03	06300260010	A7/4-07	06310707010	A7/6-04	06311104010	A7/5-03	06360007010	A8/2-03	06360113010	A8/2-01
06300130010	A7/4-03	06300280010	A7/4-07	06310707013	A7/6-06	06311130010	A7/5-04	06360007013	A8/2-03	06360113013	A8/2-01
06300130013	A7/4-03	06300281010	A7/4-07	06310708010	A7/6-04	06311131010	A7/5-04	06360007025	A8/2-03	06360113025	A8/2-01
06300131010	A7/4-03	06300282010	A7/4-07	06310708013	A7/6-06	06311132010	A7/5-04	06360008010	A8/2-03	06360114010	A8/2-01
06300131013	A7/4-03	06300283010	A7/4-07	06311000010	A7/5-01	06311133010	A7/5-04	06360008013	A8/2-03	06360114013	A8/2-01
06300132010	A7/4-03	06300284010	A7/4-07	06311002010	A7/5-01	06311134010	A7/5-04	06360008025	A8/2-03	06360114025	A8/2-01
06300132013	A7/4-03	06310001010	A7/6-02	06311003010	A7/5-01	06311135010	A7/5-04	06360009010	A8/2-03	06360120010	A8/2-01
06300133010	A7/4-03	06310001013	A7/6-02	06311003013	A7/5-01	06311136010	A7/5-04	06360009013	A8/2-03	06360120013	A8/2-01
06300133013	A7/4-03	06310002010	A7/6-02	06311004010	A7/5-01	06311137010	A7/5-04	06360009025	A8/2-03	06360120025	A8/2-01
06300134010	A7/4-03	06310002013	A7/6-02	06311004013	A7/5-01	06311138010	A7/5-04	06360010010	A8/2-03	06360121010	A8/2-01
06300134013	A7/4-03	06310003010	A7/6-02	06311005010	A7/5-01	06311139010	A7/5-04	06360010013	A8/2-03	06360121013	A8/2-01
06300135010	A7/4-03	06310003013	A7/6-02	06311005013	A7/5-01	06311140010	A7/5-04	06360010025	A8/2-03	06360121025	A8/2-01
06300135013	A7/4-03	06310004010	A7/6-02	06311006010	A7/5-01	06311141010	A7/5-04	06360020010	A8/2-03	06360122010	A8/2-01
06300136010	A7/4-03	06310005010	A7/6-02	06311007010	A7/5-01	06311142010	A7/5-04	06360020013	A8/2-03	06360122013	A8/2-01
06300136013	A7/4-03	06310005013	A7/6-02	06311007013	A7/5-01	06311143010	A7/5-04	06360020025	A8/2-03	06360122025	A8/2-01
06300137010	A7/4-03	06310006010	A7/6-02	06311008010	A7/5-01	06311143013	A7/5-04	06360021010	A8/2-03	06360125010	A8/2-01
06300138010	A7/4-03	06310006013	A7/6-02	06311009010	A7/5-01	06311151010	A7/4-06	06360021013	A8/2-03	06360125013	A8/2-01
06300139010	A7/4-03	06310007010	A7/6-02	06311010010	A7/5-01	06311152010	A7/4-06	06360021025	A8/2-03	06360125025	A8/2-01
06300139013	A7/4-03	06310007013	A7/6-02	06311011010	A7/5-01	06311153010	A7/4-06	06360022010	A8/2-03	06360126010	A8/1-01
06300140010	A7/4-03	06310008010	A7/6-02	06311012010	A7/5-01	06311154010	A7/4-06	06360022013	A8/2-03	06360126013	A8/1-01
06300140013	A7/4-03	06310008013	A7/6-02	06311012013	A7/5-01	06311155010	A7/4-06	06360022025	A8/2-03	06360126025	A8/1-01
06300149010	A7/4-04	06310009010	A7/6-02	06311021010	A7/5-01	06311156010	A7/4-06	06360023010	A8/2-03	06360127010	A8/2-01
06300150010	A7/4-04	06310009013	A7/6-02	06311022010	A7/5-01	06311157010	A7/4-06	06360023013	A8/2-03	06360127013	A8/2-01
06300151010	A7/4-04	06310010010	A7/6-02	06311023010	A7/5-01	06330900000	D6/3-02	06360023025	A8/2-03	06360127025	A8/2-01
06300152010	A7/4-04	06310010013	A7/6-02	06311023013	A7/5-01	06330901000	D6/3-02	06360024010	A8/2-03	06360128010	A8/2-01
06300153010	A7/4-04	06310102010	A7/6-03	06311024010	A7/5-01	06330902000	D6/3-02	06360024013	A8/2-03	06360128013	A8/2-01
06300155010	A7/4-04	06310102013	A7/6-03	06311025010	A7/5-01	06330907000	D6/3-02	06360024025	A8/2-03	06360128025	A8/2-01
06300170010	A7/4-04	06310103010	A7/6-03	06311026010	A7/5-01	06330909000	D6/3-01	06360025010	A8/2-03	06360129010	A8/2-01
06300171010	A7/4-04	06310104010	A7/6-03	06311027010	A7/5-01	06330910000	D6/3-01	06360025013	A8/2-03	06360129013	A8/2-01
06300172010	A7/4-04	06310105010	A7/6-03	06311028010	A7/5-01	06330915000	D6/3-01	06360025025	A8/2-03	06360129025	A8/2-01
06300173010	A7/4-04	06310106010	A7/6-03	06311029010	A7/5-01	06330916000	D6/3-01	06360026010	A8/2-03	06360130010	A8/2-01
06300174010	A7/4-04	06310106013	A7/6-03	06311030010	A7/5-01	06330941000	D6/3-02	06360026013	A8/2-03	06360130013	A8/2-01
06300174013	A7/4-04	06310107010	A7/6-03	06311031010	A7/5-01	06330943000	D6/3-02	06360026025	A8/2-03	06360130025	A8/2-01
06300175010	A7/4-04	06310107013	A7/6-03	06311032010	A7/5-01	06330944000	D6/3-02	06360027010	A8/2-03	06360140025	A8/2-02
06300176010	A7/4-04	06310108010	A7/6-03	06311033010	A7/5-01	06330945000	D6/3-02	06360027013	A8/2-03	06360141025	A8/2-02
06300190010	A7/4-05	06310108013	A7/6-03	06311034010	A7/5-01	06330952000	D6/3-02	06360027025	A8/2-03	06360142025	A8/2-02
06300190013	A7/4-05	06310109010	A7/6-03	06311035010	A7/5-01	06330961000	D6/3-01	06360030025	A8/2-03	06360143025	A8/2-02
06300191010	A7/4-05	06310109013	A7/6-03	06311036010	A7/5-01	06330970000	D6/3-01	06360031025	A8/2-03	06360144025	A8/2-02
06300191013	A7/4-05	06310206010	A7/6-04	06311036013	A7/5-01	06350001010	C3/1-01	06360032025	A8/2-03	06360145025	A8/2-02
06300192010	A7/4-05	06310206013	A7/6-04	06311039010	A7/5-02	06350001018	C3/1-01	06360033025	A8/2-03	06360146025	A8/2-02

Repertory of SES-STERLING products
List classified by art.No.

Art. No.	Page	Art. No.	Page	Art. No.	Page	Art. No.	Page	Art. No.	Page	Art. No.	Page
06360147025	A8/2-02	06361101000	A8/1-01	06370302007	A6/2-03	06390009010	A4/4-01	06420025007	B7/5-02	06510001007	A22/31-01
06360201013	A8/4-01	06361102000	A8/1-01	06370303007	A6/2-03	06390009018	A4/4-01	06420030010	B7/5-02	06510001010	A22/31-01
06360202013	A8/4-01	06361103000	A8/1-01	06370304007	A6/2-03	06390010010	A4/4-01	06420035013	B7/5-02	06510001013	A22/31-01
06360203013	A8/4-01	06361104000	A8/1-01	06370305007	A6/2-03	06390010018	A4/4-01	06420106005	B7/5-02	06510001015	A22/31-01
06360204013	A8/4-01	06361105000	A8/1-01	06370306007	A6/2-03	06390011010	A4/4-01	06420108003	B7/5-02	06510001017	A22/31-01
06360205013	A8/4-01	06370001000	A6/3-01	06370307007	A6/2-03	06390011018	A4/4-01	06420109006	B7/5-02	06510002018	A22/31-01
06360206013	A8/4-01	06370002000	A6/3-01	06370308007	A6/2-03	06390013010	A4/4-01	06420110001	B7/5-02	06550001000	A22/20-01
06360207013	A8/4-01	06370003000	A6/3-01	06370309007	A6/2-03	06390013018	A4/4-01	06420111010	B7/5-02	06630003000	D6/1-01
06360208013	A8/4-01	06370004000	A6/3-01	06370310007	A6/2-03	06390014010	A4/4-01	06420901018	B7/5-02	06630004000	D6/1-01
06360210010	A8/4-01	06370005000	A6/3-01	06370311007	A6/2-03	06390014018	A4/4-01	06430001001	C9/6-01	06630005000	D6/1-01
06360211010	A8/4-01	06370006000	A6/3-01	06370312007	A6/2-03	06390015010	A4/4-01	06430002001	C9/6-01	06630013000	D6/1-01
06360212010	A8/4-01	06370007000	A6/3-01	06370313007	A6/2-03	06390015018	A4/4-01	06430003001	C9/6-01	06630020000	D6/1-01
06360213010	A8/4-01	06370008000	A6/3-01	06370314007	A6/2-03	06390016010	A4/4-01	06430004001	C9/6-01	06630021000	D6/1-01
06360214010	A8/4-01	06370009000	A6/3-01	06370315007	A6/2-03	06390016018	A4/4-01	06430030001	C9/6-01	06630025000	D6/1-01
06360215010	A8/4-01	06370010000	A6/3-01	06370316007	A6/2-03	06390017010	A4/4-01	06430031001	C9/6-01	06630030000	D6/1-01
06360230013	A8/4-01	06370011000	A6/3-01	06370317007	A6/2-03	06390017018	A4/4-01	06430032001	C9/6-01	06630033000	D6/1-01
06360231013	A8/4-01	06370012***	A6/3-01	06370318007	A6/2-03	06390018010	A4/4-01	06460001010	A23/2-01	06630035000	D6/1-01
06360232013	A8/4-01	06370013***	A6/3-01	06370319007	A6/2-03	06390018018	A4/4-01	06490005000	D6/4-01	06630041000	D6/1-02
06360233013	A8/4-01	06370014***	A6/3-01	06370320007	A6/2-03	06390021010	A4/4-02	06490010000	D6/4-01	06630042000	D6/1-02
06360234013	A8/4-01	06370015***	A6/3-01	06370401007	A6/2-03	06390021018	A4/4-02	06490015000	D6/4-01	06630047000	D6/1-02
06360235013	A8/4-01	06370016***	A6/3-01	06370402007	A6/2-03	06390022010	A4/4-02	06490020000	D6/4-01	06630050000	D6/1-02
06360301000	A8/3-01	06370017***	A6/3-01	06370403007	A6/2-03	06390022018	A4/4-02	06490030000	D6/4-01	06630053000	D6/1-02
06360302000	A8/3-01	06370018***	A6/3-01	06370404007	A6/2-03	06390023010	A4/4-02	06490040000	D6/4-01	06630100000	D6/1-03
06360303000	A8/3-01	06370019***	A6/3-01	06370405007	A6/2-03	06390023018	A4/4-02	06490050000	D6/4-01	06630101000	D6/1-03
06360304000	A8/3-01	06370020***	A6/3-01	06370406007	A6/2-03	06390024010	A4/4-02	06490060000	D6/4-01	06630102000	D6/1-03
06360305000	A8/3-01	06370021***	A6/3-01	06370407007	A6/2-03	06390024018	A4/4-02	06490070000	D6/4-01	06630103000	D6/1-03
06360306000	A8/3-01	06370022***	A6/3-01	06370408007	A6/2-03	06390025010	A4/4-02	06490080000	D6/4-01	06630149000	D6/1-02
06360307000	A8/3-01	06370101013	A6/2-01	06370409007	A6/2-03	06390025018	A4/4-02	06490090000	D6/4-01	06630152000	D6/1-02
06360308000	A8/3-01	06370102013	A6/2-01	06370410007	A6/2-03	06390026010	A4/4-02	06490100000	D6/4-01	06630153000	D6/1-02
06360321000	A8/3-01	06370103013	A6/2-01	06370411007	A6/2-03	06390026018	A4/4-02	06490105001	D6/4-03	06630154000	D6/1-02
06360322000	A8/3-01	06370104013	A6/2-01	06370412007	A6/2-03	06390027010	A4/4-02	06490110002	D6/4-03	06630155000	D6/1-02
06360323000	A8/3-01	06370105013	A6/2-01	06370413007	A6/2-03	06390027018	A4/4-02	06490115007	D6/4-03	06630156000	D6/1-02
06360324000	A8/3-01	06370106013	A6/2-01	06370414007	A6/2-03	06390028010	A4/4-02	06490120010	D6/4-03	06630157000	D6/1-02
06360325000	A8/3-01	06370107013	A6/2-01	06370415007	A6/2-03	06390028018	A4/4-02	06490130013	D6/4-03	06630158000	D6/1-02
06360326000	A8/3-01	06370108013	A6/2-01	06370416007	A6/2-03	06390029010	A4/4-02	06490210000	D6/4-01	06630159000	D6/1-02
06360327000	A8/3-01	06370109013	A6/2-01	06370417007	A6/2-03	06390029018	A4/4-02	06490220000	D6/4-01	06630160000	D6/1-02
06360328000	A8/12-01	06370110013	A6/2-01	06370418007	A6/2-03	06390030010	A4/4-02	06490230000	D6/4-01	06630161000	D6/1-02
06360329000	A8/12-01	06370111013	A6/2-01	06370419007	A6/2-03	06390030018	A4/4-02	06490240000	D6/4-01	06630162000	D6/1-02
06360330000	A8/12-01	06370112013	A6/2-01	06370420007	A6/2-03	06390031010	A4/4-02	06490250000	D6/4-01	06630163000	D6/1-02
06360401000	A8/3-02	06370113013	A6/2-01	06370501007	A6/2-03	06390031018	A4/4-02	06490260000	D6/4-01	06630164000	D6/1-02
06360402000	A8/3-02	06370114013	A6/2-01	06370502007	A6/2-03	06390032010	A4/4-02	06490270000	D6/4-01	06630180000	D6/1-02
06360403000	A8/3-02	06370115013	A6/2-01	06370503007	A6/2-03	06390032018	A4/4-02	06490280000	D6/4-01	06630181000	D6/1-02
06360404000	A8/3-02	06370116013	A6/2-01	06370504007	A6/2-03	06390033010	A4/4-02	06490301004	D6/4-03	06630200000	D6/1-03
06360405000	A8/3-02	06370117013	A6/2-01	06370505007	A6/2-03	06390033018	A4/4-02	06490303086	D6/4-03	06630201000	D6/1-03
06360406000	A8/3-02	06370118013	A6/2-01	06370506007	A6/2-03	06390034010	A4/4-02	06490305001	D6/4-03	06630202000	D6/1-03
06360407000	A8/3-02	06370119013	A6/2-01	06370507007	A6/2-03	06390034018	A4/4-02	06490306001	D6/4-03	06630220000	D6/1-04
06360408000	A8/3-02	06370120013	A6/2-01	06370508007	A6/2-03	06390210018	A4/4-02	06490310002	D6/4-03	06630221000	D6/1-04
06360421000	A8/3-02	06370201018	A6/2-02	06370509007	A6/2-03	06390220018	A4/4-02	06490311002	D6/4-03	06630222000	D6/1-04
06360422000	A8/3-02	06370202018	A6/2-02	06370510007	A6/2-03	06390230018	A4/4-02	06490315007	D6/4-03	06630223000	D6/1-04
06360423000	A8/3-02	06370203018	A6/2-02	06370511007	A6/2-03	06390240018	A4/4-02	06490316007	D6/4-03	06630300000	D6/1-03
06360424000	A8/3-02	06370204018	A6/2-02	06370512007	A6/2-03	06390250018	A4/4-02	06490320010	D6/4-03	06630302000	D6/1-03
06360425000	A8/3-02	06370205018	A6/2-02	06370513007	A6/2-03	06390260018	A4/4-02	06490321010	D6/4-03	06630304000	D6/1-03
06360426000	A8/3-02	06370206018	A6/2-02	06370514007	A6/2-03	06390270018	A4/4-02	06490330013	D6/4-03	06630310000	D6/1-03
06360427000	A8/3-02	06370207018	A6/2-02	06370515007	A6/2-03	06390275018	A4/4-02	06490331013	D6/4-03	06630311000	D6/1-03
06360428000	A8/3-02	06370208018	A6/2-02	06370516007	A6/2-03	06390280018	A4/4-02	06490810000	D6/4-02	06630312000	D6/1-03
06360429000	A8/3-02	06370209018	A6/2-02	06370517007	A6/2-03	06390290018	A4/4-02	06490820000	D6/4-02	06630600000	D6/3-01
06360430000	A8/3-02	06370210018	A6/2-02	06370518007	A6/2-03	06400005010	A6/4-01	06500201000	C3/1-02	06630601000	D6/3-01
06361001025	A8/1-01	06370211018	A6/2-02	06370520007	A6/2-03	06400008010	A6/4-01	06500202000	C3/1-02	06630602000	D6/3-01
06361002***	A8/1-01	06370212018	A6/2-02	06390001010	A4/4-01	06400010010	A6/4-01	06500203000	C3/1-02	06630603000	D6/3-01
06361002025	A8/1-01	06370213018	A6/2-02	06390001018	A4/4-01	06400013010	A6/4-01	06500204000	C3/1-02	06630604000	D6/3-01
06361003***	A8/1-01	06370214018	A6/2-02	06390003010	A4/4-01	06400016010	A6/4-01	06500205000	C3/1-02	06630605000	D6/3-01
06361003025	A8/1-01	06370215018	A6/2-02	06390003018	A4/4-01	06400019010	A6/4-01	06500206000	C3/1-02	06630606000	D6/3-01
06361004***	A8/1-01	06370216018	A6/2-02	06390005010	A4/4-01	06400025010	A6/4-01	06510001001	A22/31-01	06630607000	D6/3-01
06361004025	A8/1-01	06370217018	A6/2-02	06390005018	A4/4-01	06400029010	A6/4-01	06510001002	A22/31-01	06630608000	D6/3-01
06361005***	A8/1-01	06370218018	A6/2-02	06390007010	A4/4-01	06400032010	A6/4-01	06510001003	A22/31-01	06630609000	D6/3-01
06361006***	A8/1-01	06370219018	A6/2-02	06390007018	A4/4-01	06400038010	A6/4-01	06510001004	A22/31-01	06630610000	D6/3-01
06361007***	A8/1-01	06370220018	A6/2-02	06390008010	A4/4-01	06400050010	A6/4-01	06510001005	A22/31-01	06630611000	D6/3-01
06361008***	A8/1-01	06370301007	A6/2-03	06390008018	A4/4-01	06420020002	B7/5-02	06510001006	A22/31-01	06630801000	D6/1-03

Repertory of SES-STERLING products
List classified by art.No.

Art. No.	Page	Art. No.	Page	Art. No.	Page	Art. No.	Page	Art. No.	Page	Art. No.	Page
06630802000	D6/1-03	07100121000	D6/5-02	07370022***	B8/3-02	07380349000	B12/10-02	07390011003	A4/6-01	07390320002	A4/6-02
06630804000	D6/1-03	07100122000	D6/5-02	07370023***	B8/3-02	07380350000	B12/10-02	07390011004	A4/6-01	07390320004	A4/6-02
06630813000	D6/1-03	07100123000	D6/5-02	07370024***	B8/3-02	07380351000	B12/10-02	07390011006	A4/6-01	07390320007	A4/6-02
06630914000	D6/1-01	07100131000	D6/5-02	07380028001	B12/1-03	07380352000	B12/10-02	07390011007	A4/6-01	07390320010	A4/6-02
06630915000	D6/1-01	07100132000	D6/5-02	07380028004	B12/1-03	07380353000	B12/10-02	07390011010	A4/6-01	07390331002	A4/6-02
06630936000	D6/1-01	07100133000	D6/5-02	07380030001	B12/1-03	07380354000	B12/10-02	07390011013	A4/6-01	07390331004	A4/6-02
06630937000	D6/1-01	07100141000	D6/5-02	07380030004	B12/1-03	07380355000	B12/10-02	07390012***	A4/6-01	07390331007	A4/6-02
06630940000	D6/1-02	07100142000	D6/5-02	07380031001	B12/1-03	07380400000	B12/1-02	07390013***	A4/6-01	07390340002	A4/6-02
06630954000	D6/1-02	07100143000	D6/5-02	07380031004	B12/1-03	07380401000	B12/1-02	07390014010	A4/6-01	07390340004	A4/6-02
06630955000	D6/1-02	07100151000	D6/5-02	07380032001	B12/1-03	07380420000	B12/1-02	07390015010	A4/6-01	07390340007	A4/6-02
06630960000	D6/1-01	07100152000	D6/5-02	07380032004	B12/1-03	07380421000	B12/1-02	07390016***	A4/6-01	07390350007	A4/6-02
06630961000	D6/1-01	07100153000	D6/5-02	07380033001	B12/1-03	07380422000	B12/1-02	07390021***	A4/6-01	07390350010	A4/6-02
06630962000	D6/1-01	07100154000	D6/5-02	07380033004	B12/1-03	07380423000	B12/1-02	07390022***	A4/6-01	07390360007	A4/6-02
06630970000	D6/1-01	07100161000	D6/5-02	07380034001	B12/1-03	07380424000	B12/1-02	07390023***	A4/6-01	07390360010	A4/6-02
06630971000	D6/1-01	07100162000	D6/5-02	07380034004	B12/1-03	07380425000	B12/1-02	07390024***	A4/6-01	07390370007	A4/6-02
06630972000	D6/1-01	07100163000	D6/5-02	07380035001	B12/1-03	07380500***	B12/1-4	07390025***	A4/6-01	07390370010	A4/6-02
06630973000	D6/1-01	07100164000	D6/5-02	07380035004	B12/1-03	07380902000	B12/9-03	07390026***	A4/6-01	07390404001	A4/6-03
06630974000	D6/1-01	07100171000	D6/5-02	07380036000	B12/1-03	07380903000	B12/8-03	07390027***	A4/6-01	07390404004	A4/6-03
06630975000	D6/1-01	07100172000	D6/5-02	07380040000	B12/1-04	07381036000	B12/1-03	07390028***	A4/6-01	07390405001	A4/6-03
06630976000	D6/1-01	07100181000	D6/5-02	07380101000	B12/8-03	07390001***	A4/6-01	07390029***	A4/6-01	07390405004	A4/6-03
06630977000	D6/1-01	07100182000	D6/5-02	07380102000	B12/8-03	07390001***	A4/6-01	07390030***	A4/6-01	07390406001	A4/6-03
06630978000	D6/1-02	07100183000	D6/5-02	07380107000	B12/8-03	07390002***	A4/6-01	07390031***	A4/6-01	07390406004	A4/6-03
06630979000	D6/1-02	07100184000	D6/5-02	07380108000	B12/8-03	07390003***	A4/6-01	07390032***	A4/6-01	07390407001	A4/6-03
06630980000	D6/1-02	07100191000	D6/5-02	07380111***	B12/8-01	07390004***	A4/6-01	07390033***	A4/6-01	07390407004	A4/6-03
06630983000	D6/1-01	07100192000	D6/5-02	07380111001ALP	B12/8-01	07390005***	A4/6-01	07390034010	A4/6-01	07390408001	A4/6-03
06630988000	D6/1-01	07100193000	D6/5-02	07380111001NUM	B12/8-01	07390006***	A4/6-01	07390035010	A4/6-01	07390408004	A4/6-03
06840054000	A21/3-01	07100201000	D6/5-02	07380111004ALP	B12/8-01	07390007***	A4/6-01	07390036***	A4/6-01	07390409001	A4/6-03
06860210010	C10/5-01	07100202000	D6/5-02	07380111004NUM	B12/8-01	07390007002	A4/6-01	07390059010	A4/6-02	07390409004	A4/6-03
06860220010	C10/5-01	07100203000	D6/5-02	07380121001	B12/8-02	07390007003	A4/6-01	07390060***	A4/6-02	07390410001	A4/6-03
06860230010	C10/5-01	07100211000	D6/5-02	07380121002	B12/8-02	07390007004	A4/6-01	07390061010	A4/6-02	07390410004	A4/6-03
06860240010	C10/5-01	07100212000	D6/5-02	07380121004	B12/8-02	07390007005	A4/6-01	07390062010	A4/6-02	07390411001	A4/6-03
06860250010	C10/5-01	07100213000	D6/5-02	07380121007	B12/8-02	07390007006	A4/6-01	07390071010	A4/6-02	07390411004	A4/6-03
06860260010	C10/5-01	07100214000	D6/5-02	07380131011	B12/8-02	07390007007	A4/6-01	07390072010	A4/6-02	07390423***	A4/6-04
06860550000	C16/1-02	07100503000	D5/5-01	07380132011	B12/8-02	07390007008	A4/6-01	07390073010	A4/6-02	07390424***	A4/6-04
06860600000	C16/1-02	07100504000	D5/5-01	07380134011	B12/8-02	07390007010	A4/6-01	07390074010	A4/6-02	07390425***	A4/6-04
06860610000	C16/1-02	07100506000	D5/5-01	07380135011	B12/8-02	07390007013	A4/6-01	07390075010	A4/6-02	07390426***	A4/6-04
06860750000	C16/1-01	07100510000	D5/6-03	07380136011	B12/1-02	07390008***	A4/6-01	07390083010	A4/6-02	07390433***	A4/6-04
06860800000	C16/1-01	07100512000	D5/6-03	07380137011	B12/1-02	07390008002	A4/6-01	07390084010	A4/6-02	07390434***	A4/6-04
07040001000	B9/3-01	07100560000	D5/5-02	07380138011	B12/1-02	07390008003	A4/6-01	07390085010	A4/6-02	07390435***	A4/6-04
07060010000	B2/7-02	07110001013	C10/5-01	07380139011	B12/1-02	07390008004	A4/6-01	07390086010	A4/6-02	07390436***	A4/6-04
07060011000	B1/10-01	07110010000	C10/20-01	07380140011	B12/1-02	07390008005	A4/6-01	07390088010	A4/6-02	07400001010	A7/1-02
07070001000	A1/4-01	07110020000	C10/20-01	07380144011	B12/1-01	07390008006	A4/6-01	07390108010	A4/6-02	07400002010	A7/1-02
07100001000	D6/5-01	07110030000	C10/20-01	07380145011	B12/1-01	07390008007	A4/6-01	07390109010	A4/6-02	07400003010	A7/1-02
07100004000	D6/5-01	07110031000	C10/20-01	07380146011	B12/1-01	07390008008	A4/6-01	07390110010	A4/6-02	07400004010	A7/1-02
07100007000	D6/5-01	07110032000	C10/20-01	07380147011	B12/1-01	07390008010	A4/6-01	07390111010	A4/6-02	07400005010	A7/1-02
07100009000	D6/5-01	07110033000	C10/20-01	07380148011	B12/1-01	07390008013	A4/6-01	07390112010	A4/6-02	07400006010	A7/1-02
07100012000	D6/5-01	07110034000	C10/20-01	07380151000	B12/8-02	07390009***	A4/6-01	07390113010	A4/6-02	07400007010	A7/1-02
07100014000	D6/5-01	07240001000	D2/5-01	07380162001	B12/8-02	07390009002	A4/6-01	07390114010	A4/6-02	07400008010	A7/1-02
07100017000	D6/5-01	07240002000	D2/5-01	07380162010	B12/8-02	07390009003	A4/6-01	07390115010	A4/6-02	07400011003	A7/1-02
07100019000	D6/5-01	07250010000	D5/6-01	07380165000	B12/8-02	07390009004	A4/6-01	07390117010	A4/6-02	07400012003	A7/1-02
07100022000	D6/5-01	07250020000	D5/6-01	07380201000	B12/9-03	07390009005	A4/6-01	07390118010	A4/6-02	07400013003	A7/1-02
07100023000	D6/5-01	07250030000	D5/6-01	07380205000	B12/9-03	07390009006	A4/6-01	07390165010	A4/6-02	07400014003	A7/1-02
07100025000	D6/5-01	07250060000	D5/6-01	07380211***	B12/9-01	07390009007	A4/6-01	07390166010	A4/6-02	07400015003	A7/1-02
07100026000	D6/5-01	07260050000	D4/4-02	07380221***	B12/9-02	07390009008	A4/6-01	07390210***	A4/6-01	07400016003	A7/1-02
07100027000	D6/5-01	07260051000	D4/4-02	07380231000	B12/9-02	07390009010	A4/6-01	07390220***	A4/6-01	07400017003	A7/1-02
07100028000	D6/5-01	07260052000	D4/4-02	07380235001	B12/9-02	07390009013	A4/6-01	07390230***	A4/6-01	07400018003	A7/1-02
07100029000	D6/5-01	07360010000	B4/1-01	07380235010	B12/9-02	07390010001	A4/6-01	07390240***	A4/6-01	07400021002	A7/1-02
07100030000	D6/5-01	07360020000	B4/1-01	07380236001	B12/9-02	07390010002	A4/6-01	07390250***	A4/6-01	07400022002	A7/1-02
07100031000	D6/5-01	07360030000	B4/1-01	07380236010	B12/9-02	07390010003	A4/6-01	07390260***	A4/6-01	07400023002	A7/1-02
07100032000	D6/5-01	07360040000	B4/1-01	07380302000	B12/10-02	07390010004	A4/6-01	07390270***	A4/6-01	07400024002	A7/1-02
07100033000	D6/5-01	07360110000	B4/1-01	07380311***	B12/10-01	07390010005	A4/6-01	07390275***	A4/6-01	07400025002	A7/1-02
07100035000	D6/5-01	07360120***	B4/1-01	07380311000ALP	B12/10-01	07390010006	A4/6-01	07390280***	A4/6-01	07400026002	A7/1-02
07100036000	D6/5-01	07360130***	B4/1-01	07380311000NUM	B12/10-01	07390010007	A4/6-01	07390290***	A4/6-01	07400027002	A7/1-02
07100037000	D6/5-01	07370011***	B8/3-02	07380321000	B12/10-01	07390010008	A4/6-01	07390301000	A4/6-02	07400028002	A7/1-02
07100101000	D6/5-02	07370012***	B8/3-02	07380345000	B12/10-02	07390010010	A4/6-01	07390311002	A4/6-02	07400031013	A7/1-02
07100102000	D6/5-02	07370013***	B8/3-02	07380346000	B12/10-02	07390010013	A4/6-01	07390311007	A4/6-02	07400032013	A7/1-02
07100111000	D6/5-02	07370014***	B8/3-02	07380347000	B12/10-02	07390011***	A4/6-01	07390311010	A4/6-02	07400033013	A7/1-02
07100112000	D6/5-02	07370021***	B8/3-02	07380348000	B12/10-02	07390011002	A4/6-01	07390320001	A4/6-02	07400034013	A7/1-02

Repertory of SES-STERLING products
List classified by art.No.

Art. No.	Page	Art. No.	Page	Art. No.	Page	Art. No.	Page	Art. No.	Page	Art. No.	Page
07400035013	A7/1-02	07470070011	A4/20-01	08010302***	A3/1-02	08060041006	C6/3-01	08190015***	A5/1-01	08260005018	A23/1-01
07400036013	A7/1-02	07470071010	A4/20-01	08010303***	A3/1-02	08060041013	C6/3-01	08190016010	A5/1-02	08260011001	A23/1-01
07400037013	A7/1-02	07470071011	A4/20-01	08010304***	A3/1-02	08060041030	C6/3-01	08190017010	A5/1-02	08260012001	A23/1-01
07400038013	A7/1-02	07470072010	A4/20-01	08010305***	A3/1-02	08060042013	C6/3-01	08190018010	A5/1-02	08260013001	A23/1-01
07410001010	A7/2-01	07470072011	A4/20-01	08010306***	A3/1-02	08060043006	C6/3-01	08190019001	A5/1-02	08260014001	A23/1-01
07410002010	A7/2-01	07470073010	A4/20-01	08010307***	A3/1-02	08060043013	C6/3-01	08190020001	A5/1-02	08260015001	A23/1-01
07410003010	A7/2-01	07470073011	A4/20-01	08010308***	A3/1-02	08060043030	C6/3-01	08190021018	A5/1-01	08260021018	A23/1-01
07410005010	A7/2-01	07470074010	A4/20-01	08010309***	A3/1-02	08060044006	C6/3-01	08190022010	A5/1-01	08260022018	A23/1-01
07410007010	A7/2-01	07470074011	A4/20-01	08010310***	A3/1-02	08060044013	C6/3-01	08190023***	A5/1-01	08260023018	A23/1-01
07410009010	A7/2-01	07470075010	A4/20-01	08010311***	A3/1-02	08060044030	C6/3-01	08190025***	A5/1-01	08260024018	A23/1-01
07410011010	A7/2-01	07470075011	A4/20-01	08010312***	A3/1-02	08060045006	C6/3-01	08190026***	A5/1-01	08260025018	A23/1-01
07410012010	A7/2-01	07470076010	A4/20-01	08010313***	A3/1-02	08060045013	C6/3-01	08190029010	A5/1-01	08260031001	A23/1-01
07410013010	A7/2-01	07470076011	A4/20-01	08010314***	A3/1-02	08060045030	C6/3-01	08190029018	A5/1-01	08260032001	A23/1-01
07410022010	A7/2-01	07470077010	A4/20-01	08010316***	A3/1-02	08110001***	C9/1-01	08190031018	A5/2-01	08260033001	A23/1-01
07410023010	A7/2-01	07470140060	A4/11-01	08010318***	A3/1-01	08110002***	C9/1-01	08190032018	A5/2-01	08260034001	A23/1-01
07410025010	A7/2-01	07470141060	A4/11-01	08010320***	A3/1-01	08110003***	C9/1-01	08190033018	A5/2-01	08260035001	A23/1-01
07410027010	A7/2-01	07470142060	A4/11-01	08010322***	A3/1-01	08110005***	C9/1-01	08190034018	A5/2-01	08260041018	A23/1-01
07410029010	A7/2-01	07470143060	A4/11-01	08010324***	A3/1-01	08140001011	B12/4-01	08190035010	A5/1-04	08260051018	A23/1-01
07410030010	A7/2-01	07470144060	A4/11-01	08010325***	A3/1-01	08170001010	A3/5-01	08190036010	A5/1-04	08260060010	A23/1-02
07410201010	A7/2-01	07470145060	A4/11-01	08010326***	A3/1-01	08170002010	A3/5-01	08190037010	A5/1-04	08340001060	A4/1-03
07410203010	A7/2-01	07470146060	A4/11-01	08010327***	A3/1-01	08170003010	A3/5-01	08190041010	A5/2-01	08340002060	A4/1-03
07410204010	A7/2-01	07470147060	A4/11-01	08010328***	A3/1-01	08170004010	A3/5-01	08190042010	A5/2-01	08340003060	A4/1-03
07410207010	A7/2-01	07470160060	A4/11-01	08010329***	A3/1-01	08170005010	A3/5-01	08190043010	A5/2-01	08340004060	A4/1-03
07410209010	A7/2-01	07470161060	A4/11-01	08010330***	A3/1-01	08170006010	A3/5-01	08190044010	A5/2-01	08340005060	A4/1-03
07410211010	A7/2-01	07470162060	A4/11-01	08010331***	A3/1-01	08170007010	A3/5-01	08190082093	A5/1-03	08340006060	A4/1-03
07410212010	A7/2-01	07470163060	A4/11-01	08010332***	A3/1-01	08170008010	A3/5-01	08190083093	A5/1-03	08340007060	A4/1-03
07410216010	A7/2-01	07470164060	A4/11-01	08010333***	A3/1-01	08170009010	A3/5-01	08190101001	A5/1-02	08340008060	A4/1-03
07410217010	A7/2-01	07470165060	A4/11-01	08010334***	A3/1-02	08170010010	A3/5-01	08200001***	A5/3-01	08340009060	A4/1-03
07410381010	A7/2-01	07470166060	A4/11-01	08010402004	A3/8-01	08170011010	A3/5-01	08200002***	A5/3-01	08350001060	A4/1-03
07410382010	A7/2-01	07470170060	A4/11-01	08010402007	A3/8-01	08170012010	A3/5-01	08200003***	A5/3-01	08350002060	A4/1-03
07410386010	A7/2-01	07470171060	A4/11-01	08010402010	A3/8-01	08170014010	A3/5-01	08200004***	A5/3-01	08350003060	A4/1-03
07410405010	A7/2-01	07470172060	A4/11-01	08010403010	A3/8-01	08180001011	A3/5-01	08200005***	A5/3-01	08350004060	A4/1-03
07410406010	A7/2-01	07470173060	A4/11-01	08010404010	A3/8-01	08180002011	A3/5-01	08200012***	A5/3-01	08360001***	A4/1-02
07410407010	A7/2-01	07470174060	A4/11-01	08010405010	A3/8-01	08180003011	A3/5-01	08200013***	A5/3-01	08360002***	A4/1-02
07470010***	A4/7-01	07470175060	A4/11-01	08010406001	A3/8-01	08180004011	A3/5-01	08200014***	A5/3-01	08360003***	A4/1-02
07470011***	A4/7-01	07470176060	A4/11-01	08010406010	A3/8-01	08180005011	A3/5-01	08200101000	A5/3-01	08370001060	A3/3-01
07470012***	A4/7-01	08010001***	A3/1-01	08010407010	A3/8-01	08180006011	A3/5-01	08200102000	A5/3-01	08370002060	A3/3-01
07470013***	A4/7-01	08010002***	A3/1-01	08010408010	A3/8-01	08180007011	A3/5-01	08200103000	A5/3-01	08370003060	A3/3-01
07470014***	A4/7-01	08010003***	A3/1-01	08010409010	A3/8-01	08180008011	A3/5-01	08200105000	A5/3-01	08370004060	A3/3-01
07470015***	A4/7-01	08010004***	A3/1-01	08010410010	A3/8-01	08180009011	A3/5-01	08210005004	C9/1-01	08370005060	A3/3-01
07470016***	A4/7-01	08010005***	A3/1-01	08010412010	A3/8-01	08180012011	A3/5-01	08210006004	C9/1-01	08370006060	A3/3-01
07470017***	A4/7-01	08010006***	A3/1-01	08010414010	A3/8-01	08190001018	A5/1-01	08210007004	C9/1-01	08370007060	A3/3-01
07470018***	A4/7-01	08010007***	A3/1-01	08010416010	A3/8-01	08190002018	A5/1-01	08210020***	C13/20-01	08370008060	A3/3-01
07470030010	A4/7-01	08010008***	A3/1-01	08010418010	A3/8-01	08190003018	A5/1-01	08210021***	C13/20-01	08370010060	A3/3-01
07470031010	A4/7-01	08010009***	A3/1-01	08010420010	A3/8-01	08190004010	A5/1-01	08210022***	C13/20-01	08390031013	C2/1-01
07470032010	A4/7-01	08010010***	A3/1-01	08010422010	A3/8-01	08190004013	A5/1-01	08211010010	C13/20-01	08390032013	C2/1-01
07470033010	A4/7-01	08010011***	A3/1-01	08010424010	A3/8-01	08190005010	A5/1-01	08211020010	C13/20-01	08390041013	C2/1-01
07470034010	A4/7-01	08010012***	A3/1-01	08010426010	A3/8-01	08190005013	A5/1-01	08220006***	A4/1-01	08390042013	C2/1-01
07470035010	A4/7-01	08010013***	A3/1-01	08010652010	A3/8-02	08190006010	A5/1-01	08220007***	A4/1-01	08390043013	C2/1-01
07470036010	A4/7-01	08010014***	A3/1-01	08010653010	A3/8-02	08190006013	A5/1-01	08220008***	A4/1-01	08390044013	C2/1-01
07470037010	A4/7-01	08010016***	A3/1-01	08010654010	A3/8-02	08190007001	A5/1-01	08220009***	A4/1-01	08390045013	C2/1-01
07470050***	A4/7-01	08010018010	A3/1-01	08010655010	A3/8-02	08190008001	A5/1-01	08220010***	A4/1-01	08390051013	C2/1-01
07470050010	A4/7-01	08010020010	A3/1-01	08010656010	A3/8-02	08190009001	A5/1-01	08220011***	A4/1-01	08390052013	C2/1-01
07470051***	A4/7-01	08010022010	A3/1-01	08010657010	A3/8-02	08190010010	A5/1-02	08220021***	A4/1-01	08390053013	C2/1-01
07470051010	A4/7-01	08010024010	A3/1-01	08010658010	A3/8-02	08190011010	A5/1-02	08220022***	A4/1-01	08390054013	C2/1-01
07470052***	A4/7-01	08010025010	A3/1-01	08010659010	A3/8-02	08190012010	A5/1-02	08220023***	A4/1-01	08390055013	C2/1-01
07470052010	A4/7-01	08010026010	A3/1-01	08010660010	A3/8-02	08190013001	A5/1-01	08220024***	A4/1-01	08390056013	C2/1-01
07470053***	A4/7-01	08010027010	A3/1-01	08010662010	A3/8-02	08190013002	A5/1-01	08220025***	A4/1-01	08390061013	C2/1-01
07470053010	A4/7-01	08010028010	A3/1-01	08010664010	A3/8-02	08190013004	A5/1-01	08220026010	A4/1-01	08390062013	C2/1-01
07470054***	A4/7-01	08010029010	A3/1-01	08030001011	A3/7-01	08190013007	A5/1-01	08220026011	A4/1-01	08390063013	C2/1-01
07470054010	A4/7-01	08010030010	A3/1-01	08030003011	A3/7-01	08190013010	A5/1-01	08220027010	A4/1-01	08390064013	C2/1-01
07470055***	A4/7-01	08010031010	A3/1-01	08030005011	A3/7-01	08190013011	A5/1-01	08220027011	A4/1-01	08390065013	C2/1-01
07470055010	A4/7-01	08010032010	A3/1-01	08030006011	A3/7-01	08190014001	A5/1-01	08220028010	A4/1-01	08390066013	C2/1-01
07470056***	A4/7-01	08010033010	A3/1-01	08030007011	A3/7-01	08190014002	A5/1-01	08220028011	A4/1-01	08390071013	C2/1-01
07470056010	A4/7-01	08010034***	A3/1-01	08030008011	A3/7-01	08190014004	A5/1-01	08260001018	A23/1-01	08390072013	C2/1-01
07470057***	A4/7-01	08010035010	A3/1-01	08030010011	A3/7-01	08190014007	A5/1-01	08260002018	A23/1-01	08390073013	C2/1-01
07470057010	A4/7-01	08010036010	A3/1-01	08030012011	A3/7-01	08190014010	A5/1-01	08260003018	A23/1-01	08390074013	C2/1-01
07470070010	A4/20-01	08010301***	A3/1-02	08030023011	A3/7-01	08190014011	A5/1-01	08260004018	A23/1-01	08390100013	C3/5-02

Repertory of SES-STERLING products
List classified by art.No.

Art. No.	Page	Art. No.	Page	Art. No.	Page	Art. No.	Page
08390111013	C1/1-01	08430922025	C6/4-01	08450269013	C1/2-01	08470130013	C6/1-01
08390131013	C1/1-01	08430923018	C6/4-01	08450286010	C1/2-01	08470135013	C6/1-01
08390131083	C1/1-05	08430924049	C6/4-01	08450286013	C1/2-01	08470140013	C6/1-01
08390132013	C1/1-01	08450031010	C1/2-01	08450296010	C1/2-01	08480031013	C1/2-03
08390141013	C1/1-01	08450031013	C1/2-01	08450296013	C1/2-01	08480041013	C1/2-03
08390141083	C1/1-05	08450041010	C1/2-01	08450630010	C1/2-01	08480051013	C1/2-03
08390142013	C1/1-01	08450041013	C1/2-01	08450630013	C1/2-01	08480053013	C1/2-03
08390142083	C1/1-05	08450046010	C1/2-05	08450637010	C1/2-01	08480131013	C1/2-03
08390143013	C1/1-01	08450046013	C1/2-05	08450637013	C1/2-01	08480141013	C1/2-03
08390144013	C1/1-01	08450051010	C1/2-01	08450640010	C1/2-01	08480151013	C1/2-03
08390145013	C1/1-01	08450051013	C1/2-01	08450640013	C1/2-01	08480152013	C1/2-03
08390146013	C1/1-01	08450056010	C1/2-05	08450645010	C1/2-01	08480153013	C1/2-03
08390146083	C1/1-05	08450056013	C1/2-05	08450645013	C1/2-01	08480211013	C1/2-03
08390151013	C1/1-01	08450061010	C1/2-01	08450650010	C1/2-01	08480221013	C1/2-03
08390151083	C1/1-05	08450061013	C1/2-01	08450650013	C1/2-01	08480231013	C1/2-03
08390152013	C1/1-01	08450066010	C1/2-05	08450655010	C1/2-01	08480241013	C1/2-03
08390152083	C1/1-05	08450066013	C1/2-05	08450655013	C1/2-01	08480251013	C1/2-03
08390153013	C1/1-01	08450131010	C1/2-01	08450665010	C1/2-01	08480261013	C1/2-03
08390153083	C1/1-05	08450131013	C1/2-01	08450665013	C1/2-01	08480331013	C2/2-02
08390154013	C1/1-01	08450136010	C1/2-05	08450713013	C1/5-01	08480341013	C2/2-02
08390154083	C1/1-05	08450136013	C1/2-05	08450714013	C1/5-01	08480351013	C2/2-02
08390155013	C1/1-01	08450141010	C1/2-01	08450715013	C1/5-01	08480431013	C2/2-02
08390156013	C1/1-01	08450141013	C1/2-01	08450716013	C1/5-01	08480441013	C2/2-02
08390157013	C1/1-01	08450146010	C1/2-05	08450901010	C3/1-01	08480451013	C2/2-02
08390157083	C1/1-05	08450146013	C1/2-05	08450902010	C3/1-02	08480452013	C2/2-02
08390161013	C1/1-01	08450151010	C1/2-01	08450910018	C3/6-01	08480453013	C2/2-02
08390161083	C1/1-05	08450151013	C1/2-01	08450911018	C3/6-01	08480511013	C2/2-02
08390162013	C1/1-01	08450152010	C1/2-01	08450912018	C3/6-01	08480521013	C2/2-02
08390162083	C1/1-05	08450152013	C1/2-01	08450913018	C3/6-01	08480531013	C2/2-02
08390163013	C1/1-01	08450153010	C1/2-01	08450915010	C3/5-01	08480541013	C2/2-02
08390163083	C1/1-05	08450153013	C1/2-01	08450916010	C3/5-01	08480551013	C2/2-02
08390164013	C1/1-01	08450154010	C1/2-01	08450917013	C3/5-01	08480561013	C2/2-02
08390164083	C1/1-05	08450154013	C1/2-01	08450918013	C3/5-01	08480640013	C1/2-03
08390165013	C1/1-01	08450166010	C1/2-05	08450920013	C3/6-01	08480645013	C1/2-03
08390165083	C1/1-05	08450166013	C1/2-05	08460120030	C4/1-01	08480650013	C1/2-03
08390166013	C1/1-01	08450167010	C1/2-05	08460125030	C4/1-01	08480655013	C1/2-03
08390166083	C1/1-05	08450167013	C1/2-05	08460501010	C4/5-01	08480660013	C1/2-03
08390167013	C1/1-01	08450168010	C1/2-05	08460511010	C4/5-01	08480665013	C1/2-03
08390167083	C1/1-05	08450168013	C1/2-05	08460521010	C4/5-01	08500033025	C2/1-02
08390170013	C1/1-01	08450169010	C1/2-05	08460570001	C4/1-01	08500042025	C2/1-02
08390171013	C1/1-01	08450169013	C1/2-05	08460570013	C4/1-01	08500043025	C2/1-02
08390172013	C1/1-01	08450211010	C1/2-01	08460580001	C4/1-01	08500052025	C2/1-02
08390172083	C1/1-05	08450211013	C1/2-01	08460580013	C4/1-01	08500062025	C2/1-02
08390173013	C1/1-01	08450216010	C1/2-05	08460590001	C4/1-01	08500100025	C3/5-02
08390173083	C1/1-05	08450216013	C1/2-05	08460590013	C4/1-01	08500133025	C1/1-03
08390174013	C1/1-01	08450221010	C1/2-01	08460610001	C4/1-01	08500141025	C1/1-03
08390174083	C1/1-05	08450221013	C1/2-01	08460610013	C4/1-01	08500142025	C1/1-03
08390175013	C1/1-01	08450226010	C1/2-05	08460620001	C4/1-01	08500143025	C1/1-03
08390490013	C1/1-01	08450226013	C1/2-05	08460620013	C4/1-01	08500144025	C1/1-03
08390500013	C1/1-01	08450231010	C1/2-01	08460635001	C4/1-01	08500151025	C1/1-03
08390500083	C1/1-05	08450231013	C1/2-01	08460635013	C4/1-01	08500152025	C1/1-03
08390505013	C1/1-01	08450236010	C1/2-05	08460650001	C4/1-01	08500153025	C1/1-03
08390505083	C1/1-05	08450236013	C1/2-05	08460650013	C4/1-01	08500154025	C1/1-03
08390510013	C1/1-01	08450241010	C1/2-01	08460750030	C4/1-01	08500161025	C1/1-03
08390510083	C1/1-05	08450241013	C1/2-01	08460755001	C4/1-01	08500162025	C1/1-03
08390520013	C1/1-01	08450246010	C1/2-05	08460755013	C4/1-01	08500163025	C1/1-03
08390520083	C1/1-05	08450246013	C1/2-05	08460911001	C4/6-01	08500164025	C1/1-03
08390530013	C1/1-01	08450251010	C1/2-01	08460921001	C4/6-01	08500165025	C1/1-03
08390530083	C1/1-05	08450251013	C1/2-01	08460931001	C4/6-01	08500170025	C1/1-03
08390540013	C1/1-01	08450256010	C1/2-05	08460941001	C4/6-01	08500172025	C1/1-03
08390540083	C1/1-05	08450256013	C1/2-05	08460951001	C4/6-01	08500500025	C1/1-03
08390550013	C1/1-01	08450261010	C1/2-01	08470020013	C6/1-01	08500505025	C1/1-03
08390550083	C1/1-05	08450261013	C1/2-01	08470025013	C6/1-01	08500510025	C1/1-03
08390560013	C1/1-01	08450266010	C1/2-05	08470030013	C6/1-01	08500520025	C1/1-03
08430010049	C6/4-01	08450266013	C1/2-05	08470035013	C6/1-01	08500530025	C1/1-03
08430020***	C6/4-01	08450268010	C1/2-01	08470040013	C6/1-01	08500540025	C1/1-03
08430911025	C6/4-01	08450268013	C1/2-01	08470120013	C6/1-01		
08430921025	C6/4-01	08450269010	C1/2-01	08470125013	C6/1-01		

Delivery according to our general sales and delivery terms and conditions.
This General catalogue replaces previous General catalogues.

No responsibility for the correctness of product information.
Error and technical modifications excepted.

Conditions de vente
Se reporter à nos tarifs et barèmes de vente en vigueur.

Toutes les indications mentionnées sur le présent catalogue (caractéristiques et cotes) sont susceptibles de modifications ; elles ne peuvent donc constituer un engagement de notre part.

Die Lieferung erfolgt ausschliesslich zu unseren allgemeinen Verkaufs-und Lieferbedingungen.

Dieser Produktkatalog ersetzt alle vorhergehenden Produktkataloge.
Produktangaben ohne Gewähr,
Irrtümer und technische Anderungen vorbehalten.

SES-STERLING

www.ses-sterling.com

Printed on certified recycled paper