DATASHEET



IFL 3B-8M-10P

- Metal enclosure
- DC 3-wire
- miniature body
- higher switching distance
- Design M 8 x 1

Data

Ordering data

Product type description	IFL 3B-8M-10P
Article number (order number)	101110822
EAN (European Article Number)	4030661020730
eCl@ss number, version 12.0	27-27-40-01
eCl@ss number, version 11.0	27-27-01-01
eCl@ss number, version 9.0	27-27-01-01
ETIM number, version 7.0	EC002714
ETIM number, version 6.0	EC002714

General data

Standards	DIN VDE 0660-208 EN IEC 60947-5-2
Housing construction form	Cylinder, thread
Installation conditions (mechanical)	Quasi-embeddable
Housing material	Brass
Housing coating material	nickel-plated
Active area	Plastic
Material of the nuts	Brass

Gross weight	55 g

General data - Features

Integral system diagnostics, status	Yes
Number of cable wires	3

Mechanical data

Tightening torque of nuts, maximum	6 Nm

Mechanical data - Switching distances according EN IEC 60947-5-3

Nominal switching distance S_n	3 mm

Mechanical data - Connection technique

Length of cable	2 m
Termination	Cable
Wire cross-section	0.14 mm^2
Material of the Cable mantle	PVC

Mechanical data - Dimensions

ISO thread of the sensor	M8
width across flats	13 BK
Length of sensor	42 mm

Ambient conditions

Degree of protection	IP67
Ambient temperature	-10 ... +70 °C
Protection class	0

Electrical data

No-load supply current I_0, typical	4 mA
Rated operating voltage	10 ... 30 VDC
Operating current	200 mA
Switching element	Normally open contact (NO)
Protection circuit integrated	inductive interference protection Protection against polarity reversal Surge protection Max. fuse rating
Switching frequency, approx.	1,500 Hz
Type of voltage range	DC

Electrical data - Digital Output

Voltage drop U_d, maximum	1.2 V
Current at Voltage drop U_d	0.2 A
Design of control elements	p-type

Status indication

Note (Integral System Diagnostics, status)	yellow LED

Ordering code

Product type description:
IFL (1)-(2)(3)-(4)(5)(6)(7)

(1)

2	Switching distance 2 mm
3	Switching distance 3 mm
B	Quasi-embeddable

(2)

8	Cylinder, thread M8

(3)

without	Standard body
M	Miniature body

(4)

01	Opener (NC)
10	Normally open contact (NO)
10/01	NO contact / NC contact with wiring compartment
11	1 NO contact / 1 NC contact antivalent

(5)

without	Cable
ST	Male connector

(6)

without	Standard connector version
2	Alternative conector version

(7)

N	n-type
P	p-type

Pictures

Product picture (catalogue individual photo)



ID: kifl2f24
| 48.3 kB | .jpg | 76.2 x 296.333 mm - 216 x 840 px - 72 dpi
| 76.8 kB | .png | 74.083 x 287.867 mm - 210 x 816 px - 72 dpi
| 9.0 kB | .jpg | 31.75 x 123.472 mm - 90 x 350 px - 72 dpi

Dimensional drawing basic component

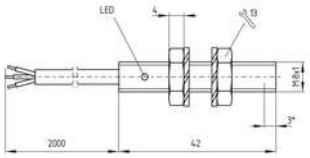

ID: 1ifl2g11
| 22.2 kB | .cdr |
| 6.3 kB | .png | 74.083 x 51.153 mm - 210 x 145 px - 72 dpi
| 69.1 kB | .jpg | 352.778 x 243.769 mm - 1000 x 691 px - 72 dpi

Diagram

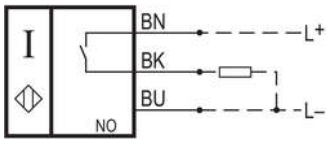

ID: id3lk05
| 31.7 kB | .cdr |
| 48.6 kB | .jpg | 352.778 x 146.756 mm - 1000 x 416 px - 72 dpi
| 2.3 kB | .png | 74.083 x 30.692 mm - 210 x 87 px - 72 dpi

Operating principle

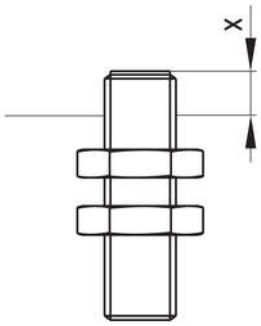

ID: sif-1a01
| 44.6 kB | .cdr |
| 77.2 kB | .jpg | 352.778 x 442.736 mm - 1000 x 1255 px - 72 dpi
| 1.5 kB | .png | 74.083 x 92.781 mm - 210 x 263 px - 72 dpi

Schmersal India Pvt. Ltd., Plot No - G-7/1, Ranjangaon MIDC, Tal. - Shirur, Dist.- Pune 412 220
The details and data referred to have been carefully checked. Images may diverge from original. Further technical data can be found in the manual. Technical amendments and errors possible.
Generated on: 11/01/2024, 9:52 am