Altech Corp.®
35 Royal Road • Flemington, NJ 08822-6000
t 908-806-9400 • f 908-806-9490 • www.altechcorp.com

V-EA-Series - UL508 Manual Motor Controller - **3 pole D-Trip**

UL508 Listed
E137938



Three Pole

Standard Pack: 6

Weight:
0.3A - 32A
1.8kg (3.97 lb.)
40A - 63A
1.98kg (4.37 lb.)

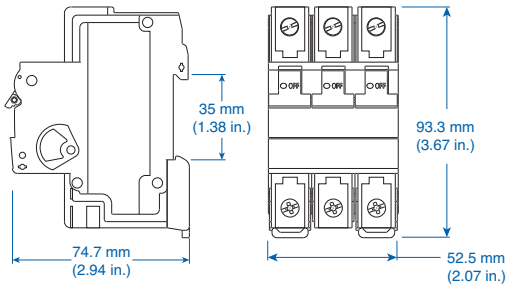

Rated Current	Type/ Cat. No.	Approvals
0.3A	**3D03UM**	
0.5A	**3D05UM**	
0.75A	**3D075UM**	
0.8A	NA	
1.0A	**3D1UM**	
1.6A	**3D1.6UM**	
2.0A	**3D2UM**	
2.5A	**3D2.5UM**	
3.0A	**3D3UM**	
3.5A	**3D3.5UM**	
4.0A	**3D4UM**	
5.0A	**3D5UM**	
6.0A	**3D6UM**	
8.0A	**3D8UM**	
10A	**3D10UM**	
12A	NA	
13A	**3D13UM**	
15A	**3D15UM**	
16A	**3D16UM**	
20A	**3D20UM**	
25A	**3D25UM**	
30A	**3D30UM**	
32A	**3D32UM**	
40A	**3D40UM**	
50A	**3D50UM**	
60A	**3D60UM**	
63A	**3D63UM**	

V-EA-D Trip
0.3A Through 10A Rated Current

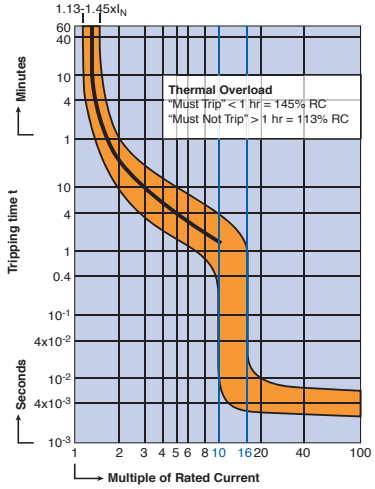

V-EA-D Trip
13A Through 63A Rated Current

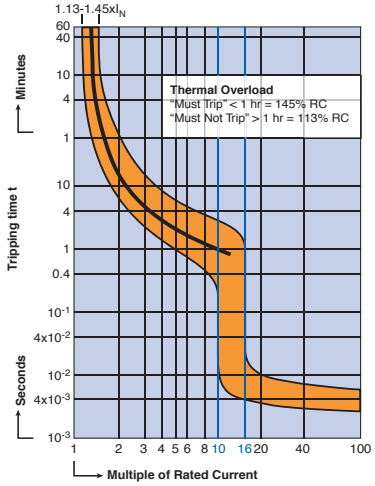

Voltage Rating	480Y/277VAC 0.3-25A: 1 pole - 42VDC; 2 Pole - 80VDC 30-60A: 1 pole - 24VDC; 2 Pole - 60VDC
Short Circuit Withstand Rating (UL/CSA - Ratings)	0.3-60A (RC): 10kA with UL-listed RK5 back-up fuse or MCCB
Group Short Circuit Withstand Rating (UL/CSA - Ratings)	0.3-10A (RC): 10kA; 13-60A (RC): 5kA no branch circuit protection required
Interrupting Capacity (VDE - Ratings)	0.3-63A (RC): 10kA
Calibration Temperature	40°C (104°F)
Operating Temperature	-25°C to 55°C (-13°F to 131°F)
Storage Temperature	-40°C to 70°C (-40°F to 158°F)
Terminal Size Acceptability	Top: 18-3 AWG; Bottom: 18-2 AWG (Line/Load reversible)
Terminal Torque	20 lb.in.
Terminal Protection Degree	IP20

SHORT CIRCUIT WITHSTAND RATINGS FOR V-EA MANUAL MOTOR CONTROLLER

Trip Curve	Backup Protection / Amp Range	UL-Listed RK5-Fuse up to 10kA	UL-Listed MCCB up to 10kA	No BCP Required up to:
all	0.3 - 10A	4xRC* min 15A, max 70A	4xRC* min 15A, max 70A	10kA
all	12 - 30/32A	4xRC* max 125A	4xRC* max 125A	5kA
all	40 - 50A	4xRC* max 200A	4xRC* max 200A	5kA
all	60 / 63A	4xRC* max 250A	4xRC* max 250A	5kA

*up to nearest rated current

Standard Dual Connection Terminal

All parts are ring tongue compatible.

