THE INFORMATION CONTAINED IN THIS DRAWING IS THE SOLE PROPERTY OF L-COM, INC. ANY REPRODUCTIONS IN PART OR WHOLE WITHOUT THE WRITTEN PERMISSION OF L-COM, INC. IS PROHIBITED.

REVISIONS			
REV	DESCRIPTION	DATE	CHANGED BY
A	DRAWING REPLACES DGFC15MF-OD1	9/25/14	D. DESJARDIN

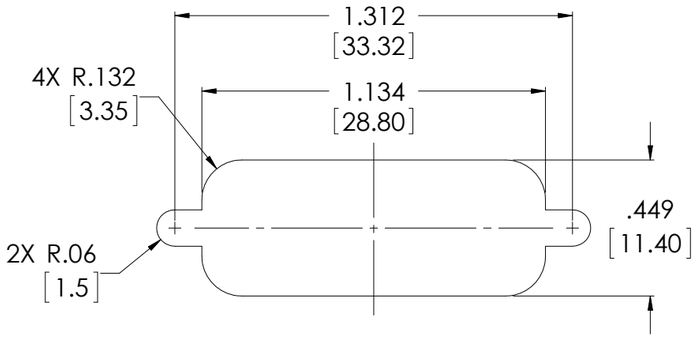

RECOMMENDED
PANEL OPENING

MAX PANEL THICKNESS: 0.06"

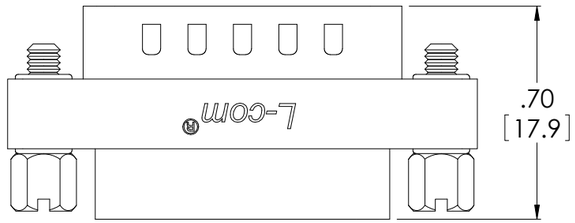

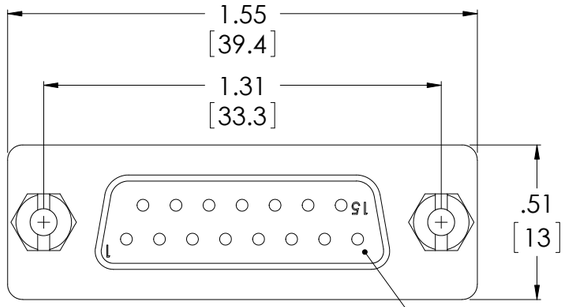

FEMALE, 15 PIN
D-SUB CONNECTOR

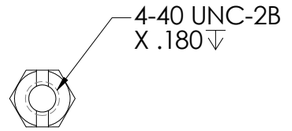

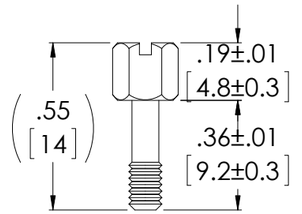

JACKSCREW
SPECIFICATION

NOTES:

MATERIALS:
SHELL: COLD ROLLED STEEL
CONTACTS: BRASS
INSULATOR: PBT UL94-V0 RATED

FINISH:
SHELL: TIN PLATED
CONTACT: GOLD FLASH

ELECTRICAL:
CONTACT CURRENT RATING: 5.0 AMP MAX
OPERATING VOLT: 100 VDC
INSULATION RESISTANCE: 500 MΩ @100 VDC
DIELECTRIC WITHSTAND: 500 VDC, 1 MINUTE
INDIVIDUAL CAPACITANCE ON EACH PIN: 820pF

APPLICATION NOTES:
ALL PINS WIRED STRAIGHT THROUGH
ALL- METAL HOUSING PROVIDES 100% SHIELDING

LABELING:
PANTONE 2945 BLUE. "L-COM" FONT MyriaMM ITALIC.
"CAPACITIVE FILTER" FONT ARIAL BOLD, TEXT HEIGHTS; .085"
TEXT COLOR; WHITE.

PACKAGING:
COMPONENT SHALL BE INDIVIDUALLY PACKAGED IN
ACCORDANCE WITH L-COM SPECIFICATION PS-0031.

REGULATORY COMPLIANCE:
CE2011/65/EU(RoHS DIRECTIVE)

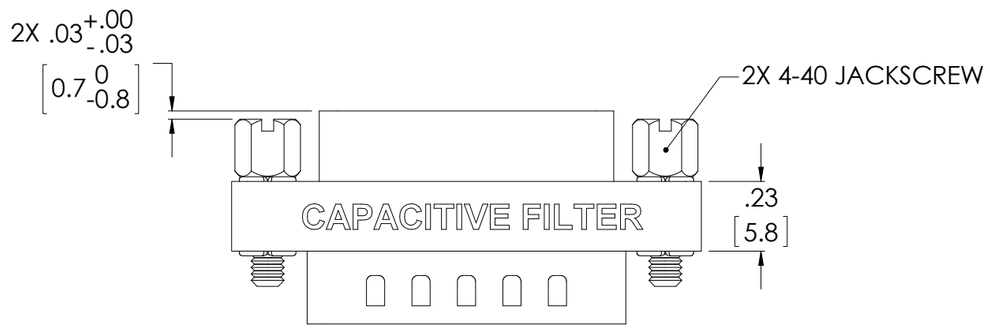

MALE, 15 PIN
D-SUB CONNECTOR

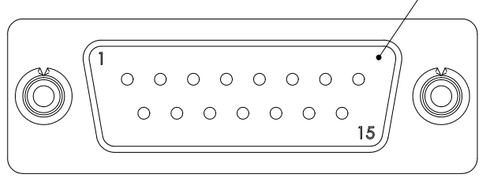

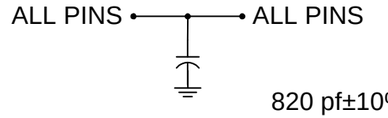

820 pf±10%
CERAMIC CAPACITOR
VOLTAGE 100 VDC

UNLESS OTHERWISE SPECIFIED, DIMENSIONS ARE IN INCHES [mm]	APPROVALS	DATE
OVERALL CABLE LENGTH TOLERANCE: ≤12 [305] = +1 [25] / -0 >12 [305] ≤60 [1524] = +2[51] / -0 >60 [1524] ≤120 [3048] = +4 [102] / -0 >120 [3048] ≤300 [7620] = +6 [152] / -0 >300 [7620] = +5% / -0%	DRAWN BY R.CARRICK	09/28/02
	CHECKED BY T.CLARK	09/28/02
ALL OTHER DIMENSIONAL TOLERANCES: .X = ±.2 [5.08] .XX = ±.02 [.51] .XXX = ± .005 [.13]	APPROVED BY D.PARHAM	09/28/02
	CONFIGURATION DETAILS OF UNDIMENSIONED FEATURES MAY VARY	
PROJECTION	COLOR VARIATIONS MAY OCCUR	

L-COM Global Connectivity
45 BEECHWOOD DRIVE
NORTH ANDOVER, MA
01845

CATEGORY: D-SUBMINIATURE

PRODUCT DESCRIPTION: ADPT, DB15M/F CAP FILTER

SIZE	FSCM NO.	DWG. NO.	REV.
B	43321	DGFC15MF	A

SCALE: 2:1 | CAD FILE: DGFC15MF.SLDDRW | SHEET 1 OF 1