RE62 UNIVERSAL CONTROLLER

LUMEL EVERYTHING COUNTS

FEATURES:

Smart PID | On/Off | eCon software | Password protection

INPUTS:

DC

OUTPUTS:

MOD BUS | RS 485

GALVANICALLY ISOLATION:

Supply | RS 485



- Universal input for RTDs, thermocouples and analog signals.
- PID on/off control algorithm
- Innovative SMART PID algorithm.
- Interface RS-485 Modbus (option).
- Universal power supply 24 V or 230 V a.c./d.c.
- Modularn design fulfills the requirements for devices mounted in standard modular switchgears.
- Advadanced graphic OLED display which guarantees clear indication, high contrast and wide viewing angle.
- Configuration parameters via keys or an optional RS485 and free eCon software.

EXAMPLE OF APPLICATION

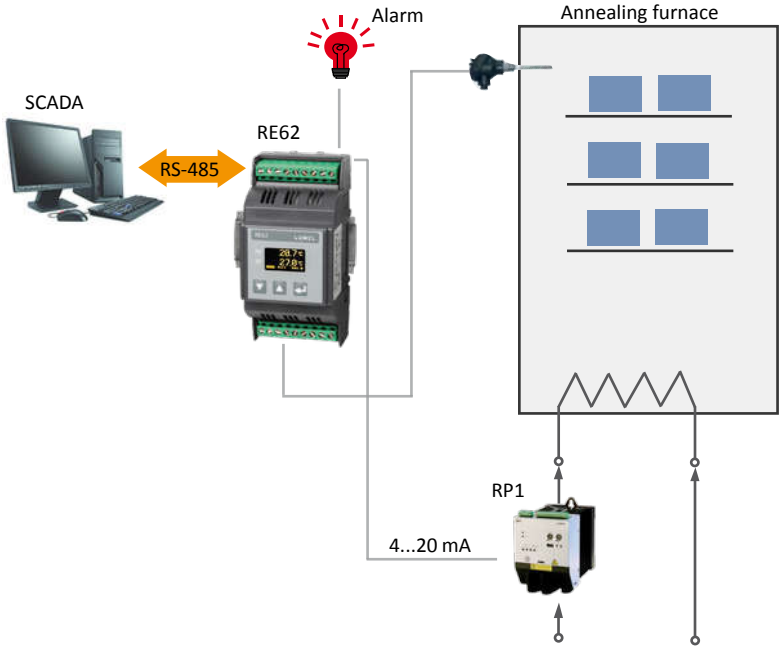

FRONT PANEL



Information icons:

- 1 2 3 - alarms
- A H - manual/ automatic working mode
- - retransmission enabled
- ? - auto-tuning function enabled
- 68% - output activation
- R T - RS-485 - reception/ transmission (optional)

INPUTS

Input type	Range	Error
Pt100	-100 ... 850°C	± (0.2 % of range + 1 digit)
Fe-CuNi (J)	-100 ... 1200°C	± (0.2 % of range + 1 digit)
NiCr-NiAl (K)	-100 ... 1370°C	± (0.2 % of range + 1 digit)
Current (I)	-24 mA ... -20 mA ... 20 mA ...24 mA	± (0.2 % of range + 1 digit)
Voltage (U)	-72 mV ... -60 mV ... 60 mV ... 72 mV -12 ... -10 V ... 10 V ...12 V	± (0.2 % of range + 1 digit)

OUTPUTS

Output type	Properties	Load capacity
Relay voltageless output (OUT1*, OUT2, OUT3*)	NO contacts	250 V~/5 A~
Continuous current output (OUT1*)	0/4 ... 20 mA ± 0,2 %	at $R_{load} \leq 250\ \Omega$
Continuous voltage output (OUT1*)	0 ... 10 V ± 0,2 %	at $R_{load} \geq 500\ \Omega$
Logic voltage output (OUT1*)	0/5V	30 mA
Supplying output (OUT3*)	24 V d.c. ± 15 %	max 40 mA

* - the presence of output depends on the controller version

DIGITAL INTERFACE - OPTION

Interface type	RS-485	Mode
Protocol	Modbus RTU	8N2, 8E1, 8O1, 8N1
Baud rate	4.8, 9.6, 19.2, 38.4, 57.6 kbit/s	
Broadcast address	253	

Export department:
+48 68 45 75 130
e-mail: export@lumel.com.pl

LUMEL S.A.
ul. Słubicka 4
65-127 Zielona Góra
POLAND
WWW.LUMEL.COM.PL

RE62 UNIVERSAL CONTROLLER

External features

Readout field	OLED display 128x64 pixel, amber color	
Overall dimensions	53 x 110 x 60.5 mm	rail mounting TS35
Weight	< 0.2 kg	
Protection grade	from forntal side: IP30	from terminal side: IP20

Rated operating conditions

Supply voltage	22..60 V a.c. 50..400 Hz / 20..60 V d.c	60..253 V a.c. 40..400 Hz / 60..300 V d.c
Temperature	ambient: -10...23...55˚C	storage: -25...70˚C
Humidity	< 95%	without condensation
Operating position	vertical	
Preheating time	15 min.	

Safety and compatibility requirements

Electromagnetic compatibility	noise immunity	acc. to EN 61000-6-2
	noise emissions	acc. to EN 61000-6-4
Pollution level	2	
Installation category	III	
Maximal phase-to-earth operating voltage	for supplying circuit: 300 V	for measuring input and other circuits: 50 V
Altitude above sea level	< 2000 m	

Connection diagrams

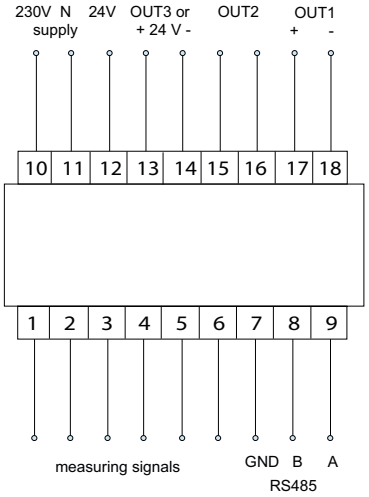

Fig. 1 View of RE62 controller connection strips

Ordering

Ordering Code	Description
RE62 11100M0	3x relay output, RS-485, supply 22 V a.c./d.c. or 230 V a.c./d.c., documentation and descriptions in Polish and English, test certificate
RE62 21100M0	2x relay output, 1x analog output 0/4..20mA, RS-485, supply 22 V a.c./d.c. or 230 V a.c./d.c., documentation and descriptions in Polish and English, test certificate
RE62 41100M0	2x relay output, 1x votlage output 0/5 V (SSR), RS-485, supply 22 V a.c./d.c. or 230 V a.c./d.c., documentation and descriptions in Polish and English, test certificate

* Upon agreement, an option to order a calibration certificate for the product is available against payment. Then, in the execution code, in the place of the last character, enter the digit **2**, e.g. **RE62 41100M2**. The customer will then receive a standard test certificate and a calibration certificate (against payment).

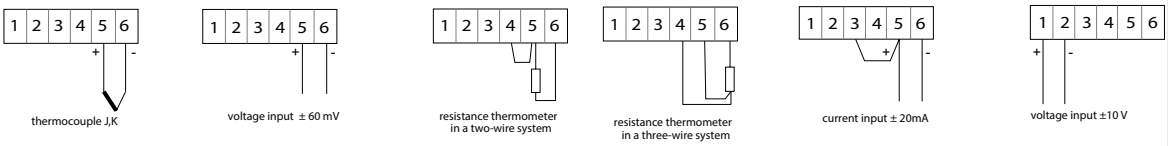

Fig.2 Connection of measuring signals

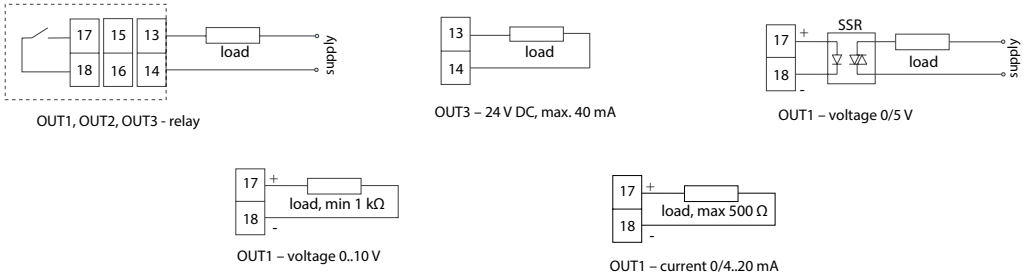

Fig.3 Connection of steering/alarm outputs

For more information about Lumel products please visit our website: www.lumel.com.pl

Export department:
+48 68 45 75 130
e-mail: export@lumel.com.pl

LUMEL S.A.
ul. Słubicka 4
65-127 Zielona Góra
POLAND
WWW.LUMEL.COM.PL