DATASHEET



ZK4 236-11Z-M20

- Snap action with constant contact pressure up to switching point
- 1 Cable entry M 20 x 1.5
- Thermoplastic enclosure
- Good resistance to oil and petroleum spirit
- Wide range of alternative actuators
- 30 mm x 58,5 mm x 30 mm
- Double-insulated
- Mounting details to EN 50047
- Actuator heads can be repositioned by 4 x 90°

Data

Ordering data

Note (Delivery capacity)	Not available!
Product type description	ZK4 236-11Z-M20
Article number (order number)	101151629
EAN (European Article Number)	4030661162706
eCl@ss number, version 12.0	27-27-26-01
eCl@ss number, version 11.0	27-27-26-01
eCl@ss number, version 9.0	27-27-26-01
ETIM number, version 7.0	EC000030
ETIM number, version 6.0	EC000030

Approvals - Standards

Certificates	cULus CCC

General data

Standards	BG-GS-ET-15 EN ISO 13849-1 EN IEC 60947-5-1
Housing construction form	Norm construction design
Housing material	Plastic, glass-fibre-reinforced
Gross weight	60 g

General data - Features

Safety functions	Yes
Number of auxiliary contacts	1
Number of safety contacts	1

Safety classification

Standards	EN ISO 13849-1
Mission time	20 Year(s)

Safety classification - Safety outputs

B_{10D} Normally-closed contact (NC)	20,000,000 Operations

Mechanical data

Actuating element	Angle roller lever
Mechanical life, minimum	20,000,000 Operations
Actuating force, minimum	6 N
Positive break force, minimum	16 N
Actuating speed, minimum	56 mm/min
Actuating speed, maximum	1 m/s
Note (Actuating speed)	Actuating speed with actuating angle 30° to switch axis

Mechanical data - Connection technique

Termination	Screw terminals M20 x 1.5

Cable section, minimum	0.75 mm²
Cable section, maximum	2.5 mm²
Note	All indications including the conductor ferrules.

Mechanical data - Dimensions

Length of sensor	30 mm
Width of sensor	32 mm
Height of sensor	107 mm

Ambient conditions

Degree of protection	IP65 IP67
Ambient temperature	-30 ... +80 °C

Ambient conditions - Insulation values

Rated insulation voltage U_i	500 V
Rated impulse withstand voltage U_{imp}	6 kV

Electrical data

Thermal test current	10 A
Required rated short-circuit current	1,000 A
Utilisation category AC-15	230 VAC
Utilisation category AC-15	4 A
Utilisation category DC-13	24 VDC
Utilisation category DC-13	1 A
Switching element	NO contact, NC contact
Switching principle	Snap action
Bounce duration, maximum	3 ms
Maximum switching frequency	5,000 /h
Switchover time, maximum	5.5 ms
Material of the contacts, electrical	Silver

Pictures

Product picture (catalogue individual photo)



ID: k236kf04
| 175.1 kB | .jpg | 110.419 x 309.386 mm - 313 x 877 px - 72 dpi
| 173.6 kB | .png | 74.083 x 207.433 mm - 210 x 588 px - 72 dpi
| 31.9 kB | .jpg | 44.097 x 123.472 mm - 125 x 350 px - 72 dpi

Dimensional drawing basic component

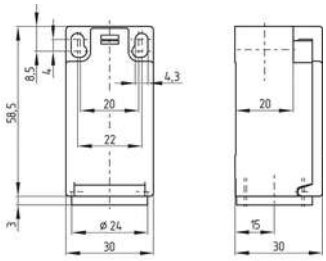

ID: 1-236g01
| 4.0 kB | .png | 74.083 x 73.378 mm - 210 x 208 px - 72 dpi
| 115.0 kB | .jpg | 352.778 x 349.956 mm - 1000 x 992 px - 72 dpi

Dimensional drawing actuator

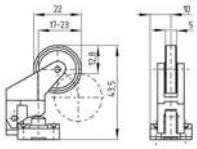

ID: 1k235g04
| 27.7 kB | .cdr |
| 8.2 kB | .png | 74.083 x 51.153 mm - 210 x 145 px - 72 dpi
| 82.7 kB | .jpg | 352.778 x 243.769 mm - 1000 x 691 px - 72 dpi

Switch travel diagram

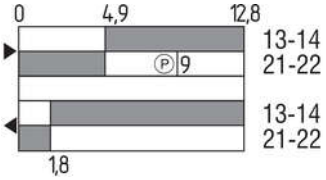

ID: kk235s24
| 26.0 kB | .cdr |
| 2.3 kB | .png | 74.083 x 39.864 mm - 210 x 113 px - 72 dpi
| 69.9 kB | .jpg | 352.778 x 190.147 mm - 1000 x 539 px - 72 dpi

Diagram

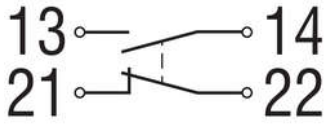

ID: k1o1sk01
| 52.2 kB | .jpg | 352.778 x 143.581 mm - 1000 x 407 px - 72 dpi
| 2.6 kB | .png | 74.083 x 29.986 mm - 210 x 85 px - 72 dpi

Schmersal India Pvt. Ltd., Plot No - G-7/1, Ranjangaon MIDC, Tal. - Shirur, Dist.- Pune 412 220
The details and data referred to have been carefully checked. Images may diverge from original. Further technical data can be found in the manual. Technical amendments and errors possible.
Generated on: 26/12/2024, 10:28 am