

Model Number

CBN15-30GK60-E2

Features

- **15 mm non-flush**
- **Operating distance adjustable via potentiometer**
- **High EMC resistance**

Connection

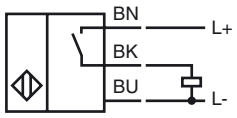

Accessories

BF 30
Mounting flange, 30 mm

Dimensions

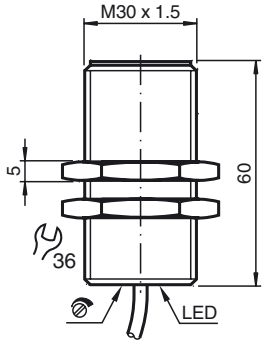

Technical Data

General specifications		
Switching element function		PNP NO
Rated operating distance	s_n	15 mm
Installation		non-flush
Output polarity		DC
Assured operating distance	s_a	0 ... 12.1 mm
Nominal ratings		
Installation conditions		
A		18 mm
B		10 mm
C		30 mm
F		60 mm
Operating voltage	U_B	10 ... 30 V DC
Switching frequency	f	0 ... 10 Hz
Reverse polarity protected		reverse polarity protected
Short-circuit protection		pulsing
Voltage drop	U_d	≤ 2.8 V
Operating current	I_L	0 ... 200 mA
Off-state current	I_r	0 ... 0.5 mA typ. 0.1 µA at 25 °C
No-load supply current	I_0	≤ 20 mA
Indication of the switching state		LED, yellow
Functional safety related parameters		
$MTTF_d$		750 a
Mission Time (T_M)		20 a
Diagnostic Coverage (DC)		0 %
Indicators/operating means		
Potentiometer		sensitivity adjustment
Ambient conditions		
Ambient temperature		-25 ... 70 °C (-13 ... 158 °F)
Storage temperature		-40 ... 85 °C (-40 ... 185 °F)
Mechanical specifications		
Connection type		cable PVC , 2 m
Core cross-section		0.75 mm^2
Housing material		PBT
Sensing face		PBT
Protection degree		IP67
Compliance with standards and directives		
Standard conformity		
Standards		EN 60947-5-2:2007 IEC 60947-5-2:2007
Approvals and certificates		
UL approval		cULus Listed, General Purpose
CSA approval		cCSAus Listed, General Purpose
CCC approval		Products with a maximum operating voltage of ≤36 V do not bear a CCC marking because they do not require approval.

Installation conditions

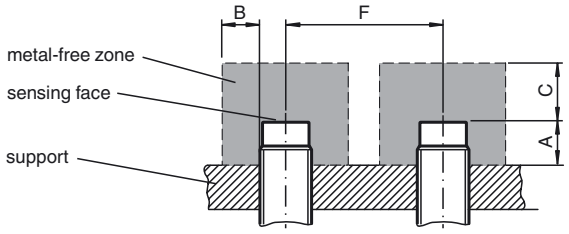

Release date: 2012-05-29 15:29 Date of issue: 2012-05-29 189951_eng.xml