Montageanweisung
Installation Instructions
Notice d'installation
Istruzioni per il montaggio
Instrucciones de montaje
Инструкция по монтажу
安装说明

DILM32-XTE...

DILM32-XTED11 ①
DILM32-XTEE11 ①, ②

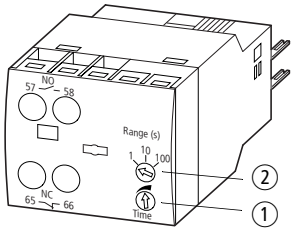

DILM32-XTEY20

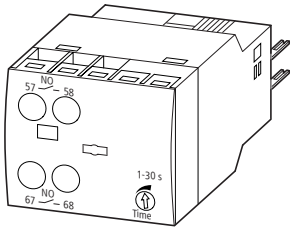

DILM32-XTEPLH

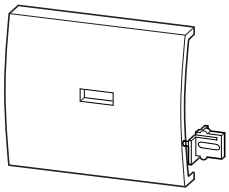

	0.75 – 1.5 mm²		1.2 Nm	10.6 lb-in
	0.75 – 2.5 mm²	AWG18 – AWG14	1.2 Nm	10.6 lb-in

Lebensgefahr durch elektrischen Strom!
Nur Elektrofachkräfte und elektrotechnisch unterwiesene Personen dürfen die im Folgenden beschriebenen Arbeiten ausführen.
Vor Montage/Demontage Steuerspannung abschalten!

Electric current! Danger to life!
Only skilled or instructed persons may carry out the following operations.
Switch off the control voltage before fitting/removal!

Tension électrique dangereuse !
Seules les personnes qualifiées et averties doivent exécuter les travaux ci-après. Couper la tension de commande avant le montage/démontage !

Tensione elettrica: Pericolo di morte!
Solo persone abilitate e qualificate possono eseguire le operazioni di seguito riportate.
Prima del montaggio/smontaggio, disinserire la tensione di comando!

¡Corriente eléctrica! ¡Peligro de muerte!
El trabajo a continuación descrito debe ser realizado por personas cualificadas y advertidas.
¡Antes de montar/desmontar debe desconectarse la alimentación de mando!

Электрический ток! Опасно для жизни!
Только специалисты или проинструктированные лица могут выполнять следующие операции.
Перед монтажом и демонтажем обязательно отключить напряжение

触电危险！
只允许专业人员和受过专业训练的人员进行下列工作。
安装或拆卸前关闭控制电源！

Montage – Mounting – Montaggio – Montaje – Монтаж – 安装

DILA, DILM7, DILM9, DILM12, DILM15

1

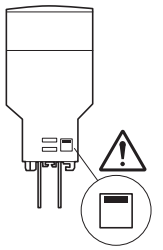

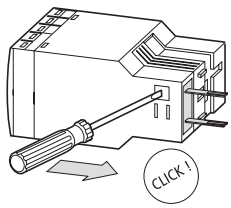

2

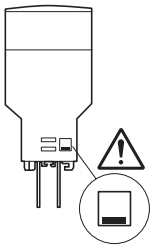

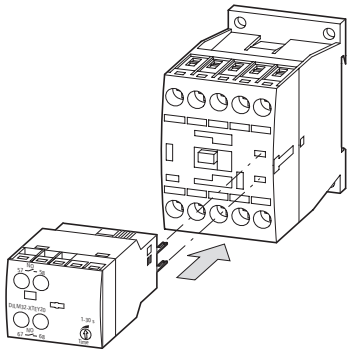

3



DILM17, DILM25, DILM32

1

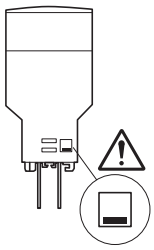

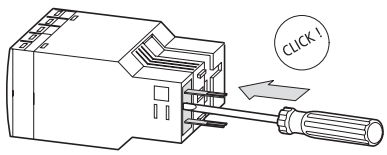

2

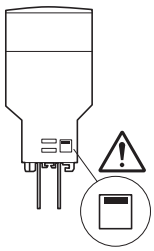

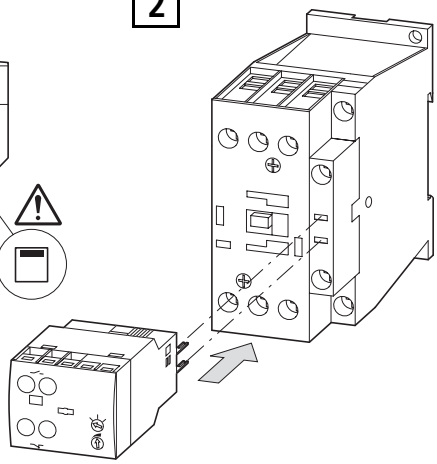

3



Plombieren – Sealing – Plombage – Piombaggio – Precinta – Пломбировка – 铅封

1 **DILM32-XTEPLH**

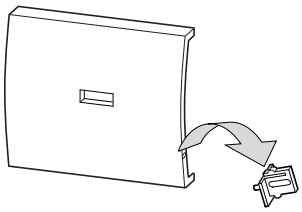

2

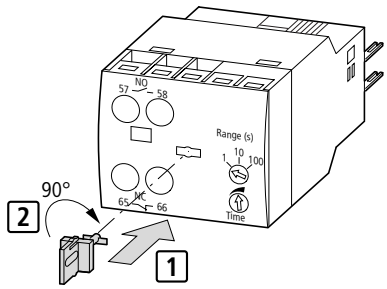

3

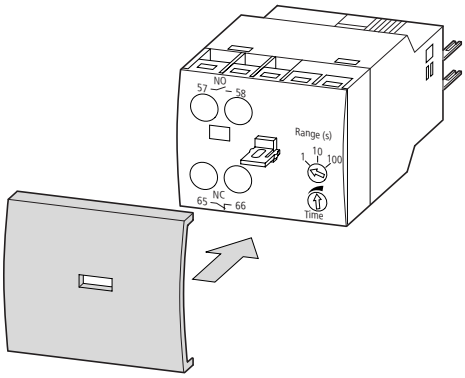

4

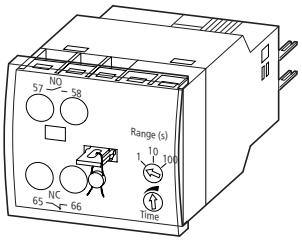

Ablaufdiagramme – Flow diagrams – Diagrammes de fonctionnement – Diagramma di sequenza – Diagrama de secuencia – диаграмма последовательности переключений – 过程表

DILM32-XTEE11

ansprechverzögert
on-delayed
retard à l'appel
ritardato all'eccitazione
temporización de trabajo
задержка срабатывания
接通延时

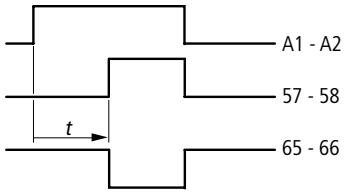

DILM32-XTED11[1)]

rückfallverzögert (ohne Hilfsspannung)
off-delayed (without auxiliary voltage)
retard à la chute (sans tension auxiliaire)
ritardato alla diseccitazione (senza tensione ausiliaria)
temporización de reposo (sin tensión auxiliar)
Задержка отпускания
(без вспомогательного напряжения)
断开延时 (无辅助电压)

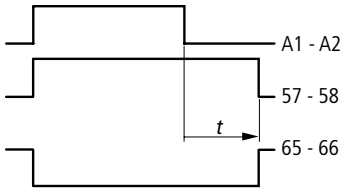

DILM32-XTEY20

Stern-Dreieck-Funktion
star-delta function
fonction étoile-triangle
funzione stella-triangolo
función estrella-triángulo
Функция звезда-треугольник
星形三角功能

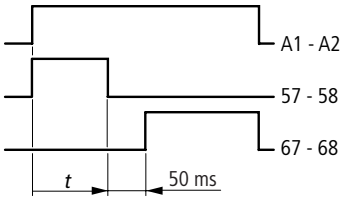

1)

Vorsicht!
Beim DILM32-XTED11 ist die Stellung der Ausgangskontakte im Anlieferzustand nicht definiert (bistabiles Relais).
Ein einmaliges Anlegen und Abschalten der Steuerspannung führt zu einem Kontaktwechsel in die richtige Stellung.

Caution!
As supplied from the factory, the position of the output contacts of the DILM32-XTED11 is not defined (bistable relay).
Applying the control voltage and switching it off again once only causes the contacts to change over to the correct position.

Attention !
Pour DILM32-XTED11 position indéfinie des contacts de sortie à la livraison (relais bistable).
Le cycle application/coupure de la tension de commande provoque un virement du relais et la mise en position correcte des contacts.

Attenzione!
Per DILM32-XTED11 nella condizione di fornitura, i contatti di uscita sono in una posizione indefinita (relè bistabile).
Applicando e disattivando una volta la tensione di comando si provoca la commutazione dei contatti nella posizione corretta.

¡Atención!
Para DILM32-XTED11 de serie la posición de los contactos no está definida (relé biestable).
Aplicando y retirando una vez la tensión de mando los contactos se conmutan a la posición correcta.

Осторожно!
При поставке с завода, состояние контактов DILM32-XTED11 неопределенно (бистабильное реле).
Подключение управляющего напряжения единственный способ приведение контактов в однозначное положение.

小心！
DILM32-XTED11 在供货时输出触点位置未定义 (双稳态继电器)。
一次性完成接通和断开控制电源会使触点切换至正确位置。

Zeitbereichseinstellung – Range setting – Choix de la plage de temporisation – Impostazione tempo – Margen de ajuste – уставка временной области – 时间范围调整

DILM32-XTEE11

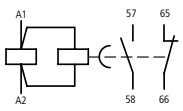

umschaltbar – convertible – commutable – commutabile – conmutable – Переключаемый – 可切换

0.05 s – 1 s
0.5 s – 10 s
5 s – 100 s

DILM32-XTED11

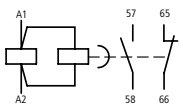

DILM32-XTED11-1: 0.05 s – 1 s
DILM32-XTED11-10: 0.5 s – 10 s
DILM32-XTED11-100: 5 s – 100 s

DILM32-XTEY20

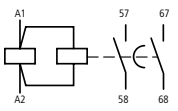

1 s – 30 s
Umschaltpause – dead inverval on reversing – temps de pause de commutation – intervallo di commutazione – intervalo de conmutación – Пауза переключения – 切换间隙：
50 ms

05/06 AWA2527-2320

Moeller GmbH, Industrieautomation, D-53105 Bonn
© 2005 by Moeller GmbH
Änderungen vorbehalten
05/06 AWA2527-2320 12284242/DE06 Doku/DM
Printed in the Federal Republic of Germany (06/06)