B1040369

TOPTEC 102, Vers. I

Electronic case - high version. Case parts will be snapped in by an innovative snap-lock. Screw towers for mounting of PCBs in the bottom.

Version
without ventilations slots.

Supply
1 case-top and base, 2 end panels



TECHNICAL DATA

Material	ABS (UL 94 HB)
Protection class	IP 40
Colour	black RAL 9005
Standards	RoHS compliant, REACH compliant

The degree(s) of protection listed refer to the empty standard enclosures (without any modifications) and are in compliance with the EN 60529 standard.

Length	102 mm
Width	54 mm
Height	30 mm
PCB length, base	96 mm
PCB width, base	46 mm
Keypad length	82.6 mm
Keypad width	38 mm

Please take the dimensions from current parts. These are subject to material- and manufacturing-specific tolerances.

PURCHASING DATA

Weight/1 part	44 g
Customs tariff number (OKW product)	39269097
Country of manufacture	Germany

B1040369

TOPTEC 102, Vers. I

CUSTOMISING OPTIONS

What else do you need to create your own personal product? We can supply our enclosures and tuning knobs fully modified to suit your electronic components and design requirements. Please advise for anything else we can do for you.

Customising options for B1040369


Machining



Printing



Laser marking



Decor foils


Special material


EMC shielding


Installation / Assembly of accessories

B1040369

TOPTEC 102, Vers. I

ACCESSORY "WALL/HOLDER"



B1340029
Wall suspension element for Toptec 102
ABS (UL 94 HB)
black RAL 9005

ACCESSORY "SCREWS"



A0305031
Self-tapping screws 2.5 x 6 mm (PZ1)



A9199008
Set of screws

ACCESSORY



A9207150
Anti-slide feet 6.5 x 2 mm
transparent

Subject to technical modification without notice. © by OKW Gehäusesysteme, Buchen/Germany.

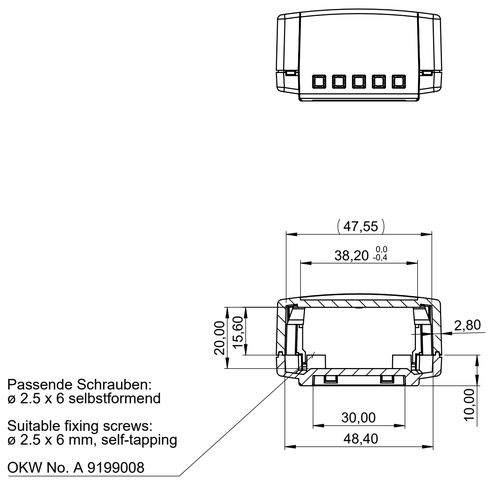

Schnitt B-B

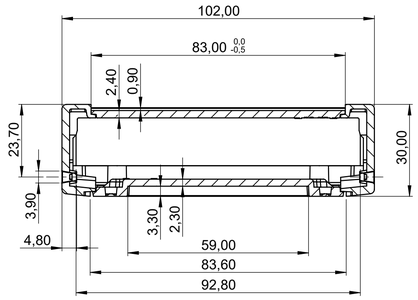

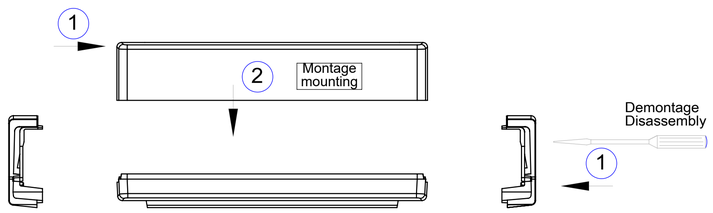

Seitenansicht
Side view

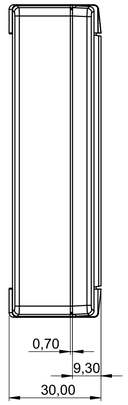

Schnitt A-A

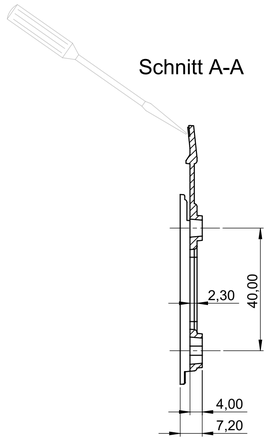

Wandhalter B 13 40 028 / 029
Wall suspension element

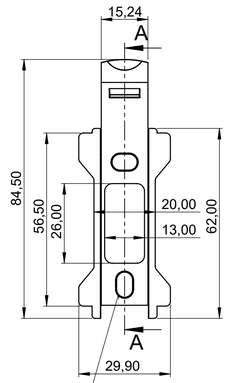

Unterteil - Unteransicht
Base - rear view -

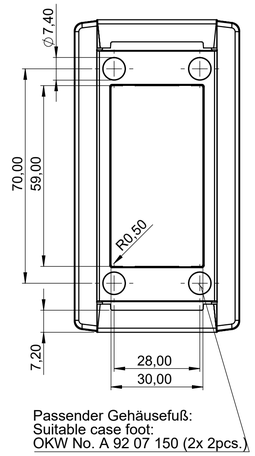

Oberteil - Draufsicht
Top - front view -

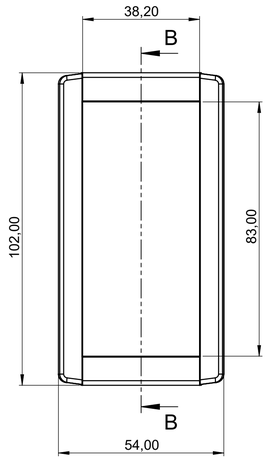

Version I = ohne Lüftung without ventilation slots
Version II = mit Lüftung with ventilation slots

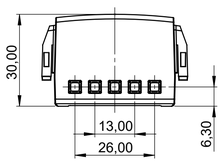

Unterteil - Innenansicht
Base - inside view -

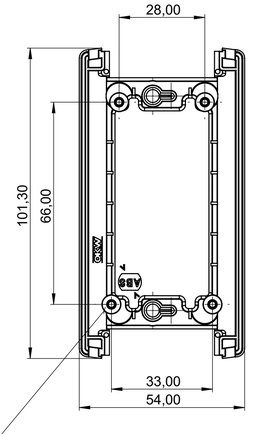

Oberteil - Innenansicht
Top - inside view -

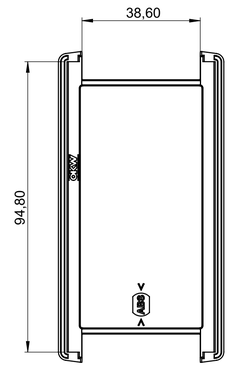

Max. Platinengröße: Unterteil 96 (ohne / mit Lüftung 112) x 46 mm und nur bei ausgeklinkten Ecken
Max. size of a PCB: bottom side 96 (without / with ventilation 112) x 46 mm and only with notched edges

Bitte die Maße an aktuellen Teilen abnehmen. Diese unterliegen material- und produktionsspezifischen Fertigungstoleranzen.

Please take the dimensions from current parts. These are subject to material- and manufacturing-specific tolerances.

Informationskopie
wird nicht aktualisiert
Copy for Information
will not be updated

Technische Änderungen vorbehalten. Irrtümer oder Druckfehler begründen keinen Anspruch auf Schadenersatz. Wichtige Einbaumaße bitte direkt mit dem aktuellen Produkt abstimmen.

Subject to technical modification without prior notice. Typographical and other errors do not justify any claim for damages. All dimensions should be verified using an actual moulded part.

Sous reserve de modifications techniques. Toute erreur ou faute d'impression ne justifie aucune demande d'indemnisation. Nous prions les clients de vérifier les dimensions des composants avec les boîtiers avant le montage.

Erst. am:	19.05.2022	Toleranzen:	Status:
Erst. von:	Wiesbächer, Jochen	DIN 16901 T130	Entwicklung
Freig. am:		Volumen:	Zeichnungsart:
Freig. von:			KUNDE
Revision:	01		DIN 6 Teil 2

This document contains proprietary information of OKW Gehäusesysteme GmbH and is tendered subject to the conditions that the information be retained in confidence not be reproduced or copied and not be used or incorporated in any product.

OKW GEHÄUSE SYSTEME

TOPTEC 102
B1040365/369/465/469

B1040*6*

M 1:1

Für dieses Dokument behalten wir uns alle Urheberrechte vor. Es darf auch auszugsweise weder vervielfältigt noch Dritten in irgendeiner Form zugänglich gemacht werden.

Dateiname: 00011113