DATASHEET



IFL 30-384-10/01-M20

- 3 Cable entry M 20 x 1.5
- Thermoplastic enclosure
- AC 2-wire
- Double-insulated
- Wiring compartment
- Design 384

Data

Ordering data

Product type description	IFL 30-384-10/01-M20
Article number (order number)	101173580
EAN (European Article Number)	4030661302751
eCl@ss number, version 12.0	27-27-40-01
eCl@ss number, version 11.0	27-27-01-01
eCl@ss number, version 9.0	27-27-01-01
ETIM number, version 7.0	EC002714
ETIM number, version 6.0	EC002714

Approvals - Standards

Certificates	CCC

General data

Standards	DIN VDE 0660-208 EN IEC 60947-5-2
Housing construction form	Block
Installation conditions (mechanical)	not flush

Housing material	Plastic
Gross weight	230 g

General data - Features

Integral system diagnostics, status	Yes
Number of cable wires	2

Mechanical data - Switching distances according EN IEC 60947-5-3

Nominal switching distance S_n	30 mm

Mechanical data - Connection technique

Termination	Screw terminals M20 x 1.5
Cable section, maximum	2 x 1.5 mm²

Mechanical data - Dimensions

Length of sensor	40 mm
Width of sensor	55 mm
Height of sensor	120 mm

Ambient conditions

Degree of protection	IP67
Ambient temperature	-25 ... +70 °C
Protection class	II

Ambient conditions - Insulation values

Rated impulse withstand voltage U_{imp}	4 kV

Electrical data

Rated supply frequency, minimum	45 Hz
Rated supply frequency, maximum	65 Hz
Operating current, minimum	10 mA
Rated operating voltage	15 ... 250 VAC 10 ... 60 VDC
Operating current	500 mA
Switching element	NO contact or NC contact
Protection circuit integrated	inductive interference protection
Switching frequency, approx.	10 Hz
Type of voltage range	AC

Electrical data - Digital Output

Voltage drop U_d, maximum	4.5 V
Current at Voltage drop U_d	0.2 A
Design of control elements	Two-wire
Current leakage I_r, maximum	1 mA

Status indication

Note (Integral System Diagnostics, status)	yellow LED

Note

Note (General)	Programmable by repositioning the plug-in jumper at the terminal screws

Ordering code

Product type description:
IFL (1)-(2)-(3)(4)

(1)

30	Switching distance 30 mm

(2)

384	Square design, 120 x 55 x 40 mm

(3)

01	Opener (NC)
10	Normally open contact (NO)
10/01	NO contact / NC contact with wiring compartment
11	1 NO contact / 1 NC contact antivalent

(4)

N	n-type
P	p-type

Pictures

Product picture (catalogue individual photo)



ID: kifl3f01
| 811.7 kB | .jpg | 352.778 x 529.167 mm - 1000 x 1500 px - 72 dpi
| 67.4 kB | .png | 74.083 x 111.125 mm - 210 x 315 px - 72 dpi
| 57.6 kB | .jpg | 82.197 x 123.472 mm - 233 x 350 px - 72 dpi

Dimensional drawing basic component

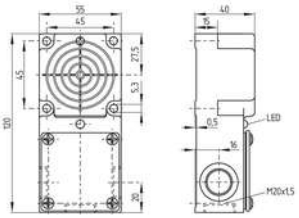

ID: 1ifl3g01
| 29.7 kB | .cdr |
| 5.8 kB | .png | 74.083 x 51.153 mm - 210 x 145 px - 72 dpi
| 153.4 kB | .jpg | 352.778 x 243.769 mm - 1000 x 691 px - 72 dpi

Diagram

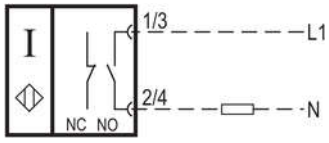

ID: ia2ak06
| 30.9 kB | .cdr |
| 45.9 kB | .jpg | 352.778 x 148.167 mm - 1000 x 420 px - 72 dpi
| 2.4 kB | .png | 74.083 x 31.044 mm - 210 x 88 px - 72 dpi

Operating principle

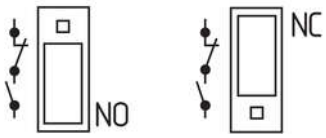

ID: sifldd01
| 53.6 kB | .ai | 297 x 210.002 mm - 841 x 595 px - 72 dpi
| 50.1 kB | .jpg | 352.778 x 149.578 mm - 1000 x 424 px - 72 dpi
| 1.4 kB | .png | 74.083 x 31.397 mm - 210 x 89 px - 72 dpi

Schmersal India Pvt. Ltd., Plot No - G-7/1, Ranjangaon MIDC, Tal. - Shirur, Dist.- Pune 412 220
The details and data referred to have been carefully checked. Images may diverge from original. Further technical data can be found in the manual. Technical amendments and errors possible.
Generated on: 11/01/2024, 10:50 am