DC-Filter, single pole

new



Description
- Chassis:
  Screw-on mounting, from top
- Line-filter in standard version, 1-stage, standard attenuation
- Effective against symmetrical and asymmetrical interferences in the frequency range from 100kHz up to 30MHz

Approvals
- VDE Certificate Number: 40021953
- UL File Number: E72928

Characteristics
- Optimized for DC supplied applications
- Qualified for use in equipment according IEC/EN 60950

Other versions on request
- Other terminal combinations
- Version with wire connection

References

Weblinks
pdf, html, General Product Information, Approvals, RoHS, CHINA-RoHS, Mating Connectors, e-Store, SCHURTER-Stock-Check, Distributor-Stock-Check, Accessories

Technical Data

Ratings IEC	5 - 30 A @ Ta 40 °C / 43/80 VDC
Ratings UL/CSA	5 - 30 A @ Ta 40 °C / 43/80 VDC
Dielectric Strength	> 1.7 kVDC between Vss-GND > 2.7 kVDC between Vss/GND-PE Test voltage (2 sec)
Allowable Operation Temp.	-25 °C to 100 °C
Climatic Category	25/100/21 acc. to IEC 60068-1
Protection Class	Suitable for appliances with protection class 1 acc. to IEC 61140
Terminal	Quick connect terminals 6.3 x 0.8 mm or screw terminals
Material: Housing	Aluminum, UL 94V-0

Line Filter	Industrial Version, IEC 60939, IEC 60601-1, UL 1283, UL 544, EN 133 200, CSA C22.2 no. 8 Technical details
MTBF	> 200'000 h acc. to MIL-HB-217 F

Dimensions
Case 85-2

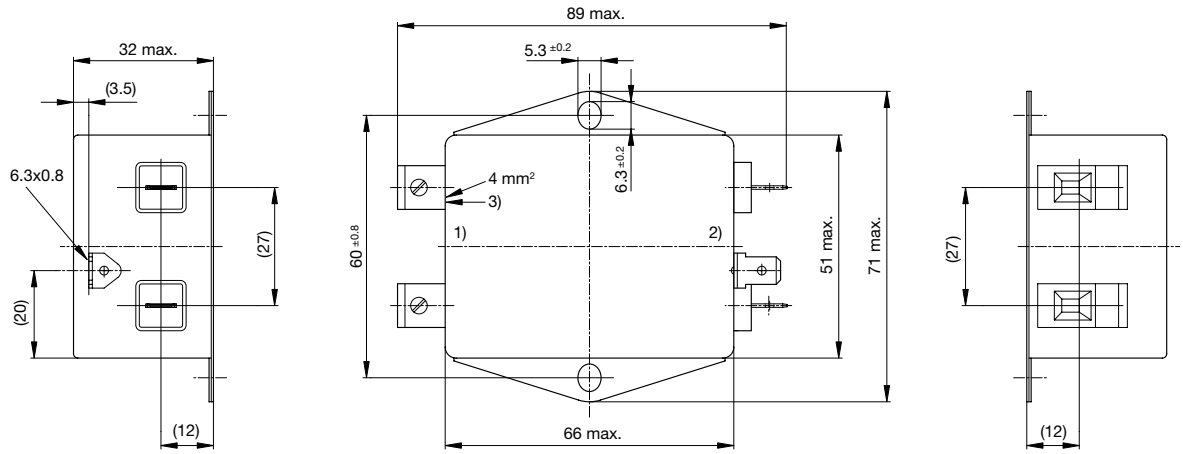

1) Line
2) Load
3) I/O connections torque 0.6...0.8 Nm

Case 86-2

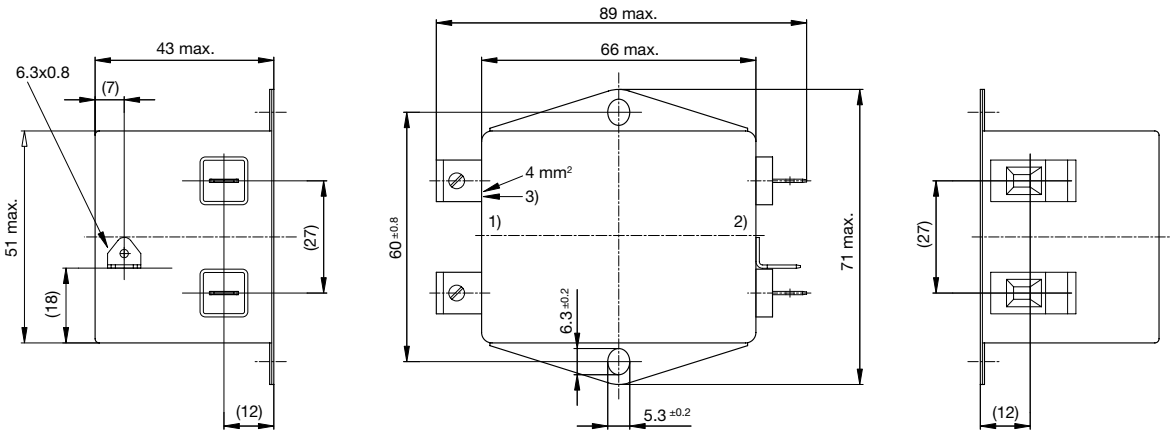

1) Line
2) Load
3) I/O connections torque 0.6...0.8 Nm

Case 86-6

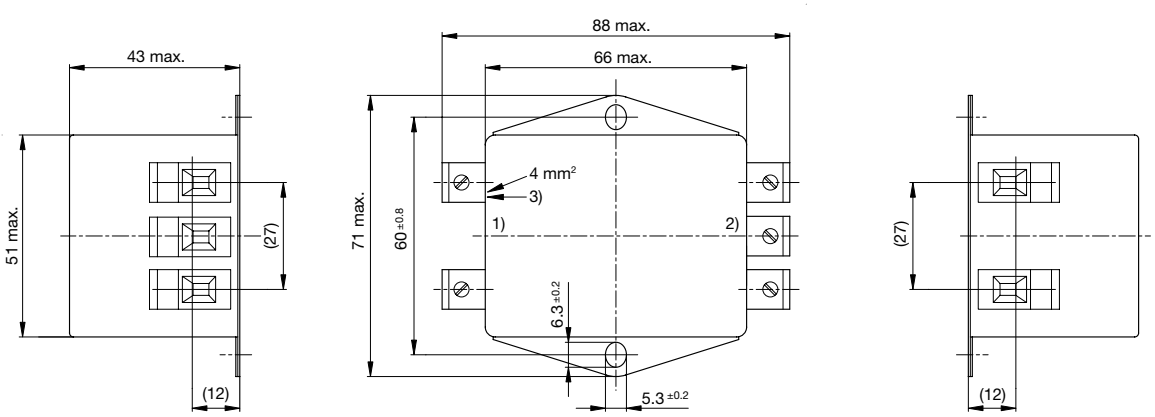

1) Line
2) Load
3) I/O connections torque 0.6...0.8 Nm

Terminal options

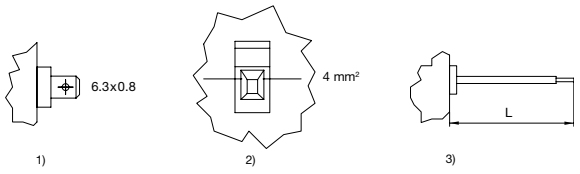

1) Quick connect terminals 6.3x0.8 (only up to 24A)
2) Screw clamp 4mm²
3) Flexible wires

Diagrams

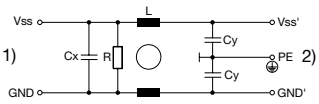

1) Line
2) Load

Attenuation Loss

- - - - differential mode _____ common mode

Standard version

5 A

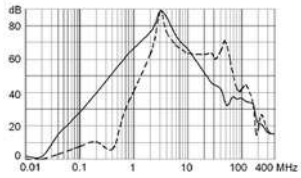

10 A

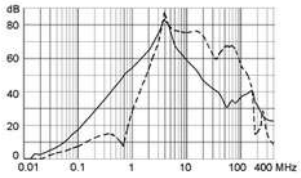

15 A

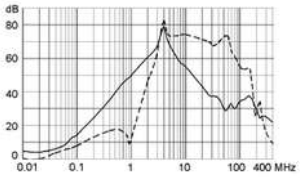

20 A

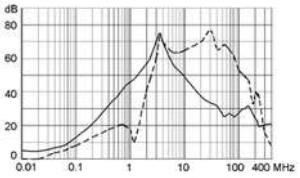

24 A

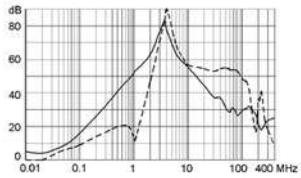

30 A

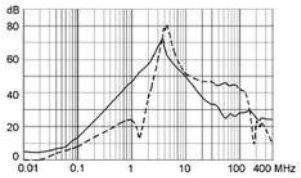

Variants

Rated Current [A]	L [mH]	Cx (X2) [nF]	Cy (Y2) [nF]	R [MΩ]	Weight [g]	Housing	Packaging unit	Order Number
5	2 x 0.75	100	100	1	-	85-2	-	5500.2223
10	2 x 0.2	100	100	1	-	85-2	-	5500.2224
15	2 x 0.1	100	100	1	-	85-2	-	5500.2225
20	2 x 0.07	100	100	1	-	85-2	-	5500.2226
24	2 x 0.14	100	100	1	-	86-2	-	5500.2227
30	2 x 0.08	100	100	1	-	86-6	-	5500.2228

The specifications, descriptions and illustrations indicated in this document are based on current information. All content is subject to modifications and amendments.