BS Fuse-holders

BRITISH STANDARD LOW-VOLTAGE FUSES HOLDERS

BS88 FUSES HOLDERS



Fuse-holders from Mersen comply with BS88-1 and BS88-6: 1988

The fuse holders are designed to prevent direct contact with live parts when being inserted or removed, preventing any likehood of inadvertent contact with live metal. Also, cable terminals within the fuse base are fully shrouded when holder is removed.

TECHNICAL DATA OVERVIEW

Voltage Range AC	550 ... 690 VAC
Voltage Range DC	250 ... 460 VDC
Ratings (A)	32A - 125A
Degree of protection	IP2X
BS type	BFF, BBB, BFB

FEATURES & BENEFITS

- DIN rail mounting fore ease of assembly
- Safety Shrouds
- Options for colour and terminations
- RoHs compliance

APPLICATIONS

- DIN rail mounting
- Busbar mounting

STANDARDS

- ASTA 20

ASTA 20

©2025 Mersen. All rights reserved. Mersen reserves the right to change, adapt, limit or discontinue its products. Therefore the data provided herein are for information only and are not contractually binding. To ensure that Mersen provides the best solution to your needs, please contact and provide Mersen with all relevant technical specifications and conditions.

BS Fuse-holders

PRODUCT RANGE



BBB32A1W

BS Fuse Holders - A1 BBB (back-back)

Catalog number	Item number	BS type reference	Rated voltage AC (IEC)	Rated voltage DC (IEC)	Rated current I_n	Colour	Connection	Package	Weight
BBB32A1	E239089	A1	550 V	250 V	32 A	black	Back-Back	6	1.1 kg
BBB32A1G	L239095	A1	550 V	250 V	32 A	green	Back-Back	6	1.07 kg
BBB32A1GY	W1059100	A1	550 V	250 V	32 A	grey	Back-Back	6	1.08 kg
BBB32A1W	H239092	A1	550 V	250 V	32 A	white	Back-Back	6	1.08 kg

BS Fuse Holders - A1 BFB (front-back)

Catalog number	Item number	BS type reference	Rated voltage AC (IEC)	Rated voltage DC (IEC)	Rated current I_n	Colour	Connection	Package	Weight
BFB32A1	F239090	A1	550 V	250 V	32 A	black	Front-Back	6	0.92 kg
BFB32A1GY	V1059099	A1	550 V	250 V	32 A	grey	Front-Back	6	0.98 kg
BFB32A1W	J239093	A1	550 V	250 V	32 A	white	Front-Back	6	0.93 kg



BFF32A1

BS Fuse Holders - A1 BFF (front-front)

Catalog number	Item number	BS type reference	Rated voltage AC (IEC)	Rated voltage DC (IEC)	Rated current I_n	Colour	Connection	Package	Weight
BFF32A1	D239088	A1	550 V	250 V	32 A	black	Front-Front	6	0.73 kg
BFF32A1G	K239094	A1	550 V	250 V	32 A	green	Front-Front	6	0.74 kg
BFF32A1GY	E1064605	A1	550 V	250 V	32 A	grey	Front-Front	6	0.75 kg
BFF32A1W	G239091	A1	550 V	250 V	32 A	white	Front-Front	6	0.73 kg

BS Fuse Holders - A2 BBB (back-back)

Catalog number	Item number	BS type reference	Rated voltage AC (IEC)	Rated voltage DC (IEC)	Rated current I_n	Colour	Connection	Package
BBB32A2	P1012542	A2	690 V	460 V	32 A	black	Back-Back	6
BBB32A2G	S1012545	A2	690 V	460 V	32 A	green	Back-Back	6
BBB32A2W	T1012546	A2	690 V	460 V	32 A	white	Back-Back	6

BS Fuse Holders - A2 BFB (front-back)

Catalog number	Item number	BS type reference	Rated voltage AC (IEC)	Rated voltage DC (IEC)	Rated current I_n	Colour	Connection	Package	Weight
BFB32A2	D230141	A2	690 V	460 V	32 A	black	Front-Back	6	1.04 kg
BFB32A2G	W1012548	A2	690 V	460 V	32 A	green	Front-Back	6	1.17 kg
BFB32A2White	X1012549	A2	690 V	460 V	32 A	white	Front-Back	6	1.03 kg



BFF32A2

BS Fuse Holders - A2 BFF (front-front)

Catalog number	Item number	BS type reference	Rated voltage AC (IEC)	Rated voltage DC (IEC)	Rated current I_n	Colour	Connection	Package	Weight
BFF32A2	C230140	A2	690 V	460 V	32 A	black	Front-Front	6	0.90 kg
BFF32A2Green	Z1012551	A2	690 V	460 V	32 A	green	Front-Front	6	0.89 kg
BFF32A2White	A1012552	A2	690 V	460 V	32 A	white	Front-Front	6	0.89 kg

©2025 Mersen. All rights reserved. Mersen reserves the right to change, adapt, limit or discontinue its products. Therefore the data provided herein are for information only and are not contractually binding. To ensure that Mersen provides the best solution to your needs, please contact and provide Mersen with all relevant technical specifications and conditions.

BS Fuse-holders

PRODUCT RANGE



BBB63A3W

BS Fuse Holders - A3 BBB (back-back)

Catalog number	Item number	BS type reference	Rated voltage AC (IEC)	Rated voltage DC (IEC)	Rated current I_n	Colour	Connection	Package	Weight
BBB63A3	V239103	A3	690 V	460 V	63 A	black	Back-Back	6	2.47 kg
BBB63A3G	A239108	A3	690 V	460 V	63 A	green	Back-Back	6	1.82 kg
BBB63A3W	X239105	A3	690 V	460 V	63 A	white	Back-Back	6	2.47 kg

BS Fuse Holders - A3 BFB (front-back)

Catalog number	Item number	BS type reference	Rated voltage AC (IEC)	Rated voltage DC (IEC)	Rated current I_n	Colour	Connection	Package	Weight
BFB63A3	G230144	A3	690 V	460 V	63 A	black	Front-Back	6	2.2 kg
BFB63A3G	B239109	A3	690 V	460 V	63 A	green	Front-Back	6	2.2 kg
BFB63A3W	Y239106	A3	690 V	460 V	63 A	white	Front-Back	6	2.2 kg

BS Fuse Holders - A3 BFF (front-front)

Catalog number	Item number	BS type reference	Rated voltage AC (IEC)	Rated voltage DC (IEC)	Rated current I_n	Colour	Connection	Package	Weight
BFF63A3	F230143	A3	690 V	460 V	63 A	black	Front-Front	6	1.82 kg
BFF63A3G	Z239107	A3	690 V	460 V	63 A	green	Front-Front	6	1.82 kg
BFF63A3W	W239104	A3	690 V	460 V	63 A	white	Front-Front	6	1.82 kg

BS Fuse Holders - A4 BBB (back-back)

Catalog number	Item number	BS type reference	Rated voltage AC (IEC)	Rated voltage DC (IEC)	Rated current I_n	Colour	Connection	Package	Weight
BBB125A4	C239110	A4	690 V	460 V	125 A	black	Back-Back	1	0.85 kg
BBB125A4G	L239118	A4	690 V	460 V	125 A	green	Back-Back	1	0.85 kg
BBB125A4W	E239112	A4	690 V	460 V	125 A	white	Back-Back	1	0.85 kg

BS Fuse Holders - A4 BFB (front-back)

Catalog number	Item number	BS type reference	Rated voltage AC (IEC)	Rated voltage DC (IEC)	Rated current I_n	Colour	Connection	Package	Weight
BFB125A4	J230146	A4	690 V	460 V	125 A	black	Front-Back	1	0.78 kg
BFB125A4G	M239119	A4	690 V	460 V	125 A	green	Front-Back	1	0.78 kg



BFF125A4

BS Fuse Holders - A4 BFF (front-front)

Catalog number	Item number	BS type reference	Rated voltage AC (IEC)	Rated voltage DC (IEC)	Rated current I_n	Colour	Connection	Package	Weight
BFF125A4	H230145	A4	690 V	460 V	125 A	black	Front-Front	1	0.7 kg
BFF125A4G	K239117	A4	690 V	460 V	15 A	green	Front-Front	1	0.7 kg
BFF125A4W	D239111	A4	690 V	460 V	125 A	white	Front-Front	1	0.7 kg

BS Fuse Holders - F1 BBB (back-back)

Catalog number	Item number	BS type reference	Rated voltage AC (IEC)	Rated voltage DC (IEC)	Rated current I_n	Colour	Connection	Package	Weight
BBB32F1	N239120	F1	550 V	250 V	32 A	black	Back-Back	6	0.79 kg
BBB32F1Green	V1012547	F1	550 V	250 V	32 A	green	Back-Back	6	0.87 kg
BBB32F1W	Q239122	F1	550 V	250 V	32 A	white	Back-Back	6	0.81 kg

©2025 Mersen. All rights reserved. Mersen reserves the right to change, adapt, limit or discontinue its products. Therefore the data provided herein are for information only and are not contractually binding. To ensure that Mersen provides the best solution to your needs, please contact and provide Mersen with all relevant technical specifications and conditions.

PRODUCT RANGE

BS Fuse Holders - F1 BFB (front-back)

Catalog number	Item number	BS type reference	Rated voltage AC (IEC)	Rated voltage DC (IEC)	Rated current I_n	Colour	Connection	Package	Weight
BFB32F1	B230139	F1	550 V	250 V	32 A	black	Front-Back	6	0.70 kg
BFB32F1GREEN	Y1012550	F1	550 V	250 V	32 A	green	Front-Back	6	0.7 kg
BFB32F1W	R239123	F1	550 V	250 V	32 A	white	Front-Back	6	0.73 kg

BS Fuse Holders - F1 BFF (front-front)

Catalog number	Item number	BS type reference	Rated voltage AC (IEC)	Rated voltage DC (IEC)	Rated current I_n	Colour	Connection	Package	Weight
BFF32F1	A230138	F1	550 V	250 V	32 A	black	Front-Front	6	0.57 kg
BFF32F1Green	B1012553	F1	550 V	250 V	32 A	green	Front-Front	6	0.57 kg
BFF32F1W	P239121	F1	550 V	250 V	32 A	white	Front-Front	6	0.58 kg

BS Fuse Holders - F2 BBB (back-back)



BBB63F2

Catalog number	Item number	BS type reference	Rated voltage AC (IEC)	Rated current I_n	Colour	Connection	Package	Weight
BBB63F2	T239125	F2	550 V	63 A	black	Back-Back	6	1.41 kg
BBB63F2G	A239131	F2	550 V	63 A	green	Back-Back	6	1.41 kg
BBB63F2W	X239128	F2	550 V	63 A	white	Back-Back	6	0.77 kg

BS Fuse Holders - F2 BFB (front-back)

Catalog number	Item number	BS type reference	Rated voltage AC (IEC)	Rated current I_n	Colour	Connection	Package	Weight
BFB63F2	V239126	F2	550 V	63 A	black	Front-Back	6	1.14 kg

BS Fuse Holders - F2 BFF (front-front)

Catalog number	Item number	BS type reference	Rated voltage AC (IEC)	Rated current I_n	Colour	Connection	Package	Weight
BFF63F2	S239124	F2	550 V	63 A	black	Front-Front	6	0.83 kg
BFF63F2W	W239127	F2	550 V	63 A	white	Front-Front	6	0.83 kg

©2025 Mersen. All rights reserved. Mersen reserves the right to change, adapt, limit or discontinue its products. Therefore the data provided herein are for information only and are not contractually binding. To ensure that Mersen provides the best solution to your needs, please contact and provide Mersen with all relevant technical specifications and conditions.

DIMENSIONS

F type dimensions

Front Front Connection (BFF)

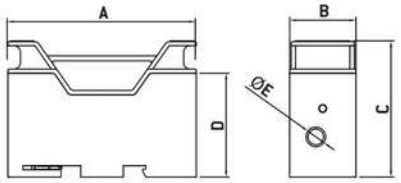

Back Back Connection (BBB)

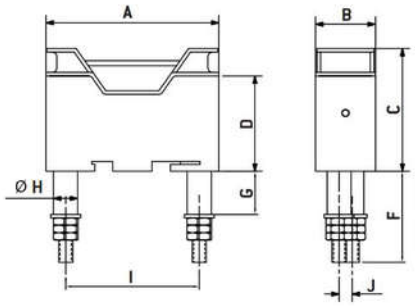

Front Back (Busbar) Connection (BFB)

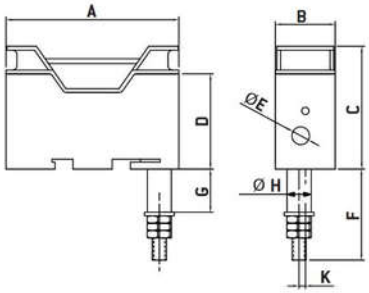

Fuse-Holder type	A	B	C	D	E	F	G	H	I	J	K
BFF32F1	75.5	26.5	54	41.5	7.8	-	-	-	-	-	-
BBB32F1	75.5	26.5	54	41.5	-	40	17	9.7	58	5.6	-
BFB32F1	75.5	26.5	54	41.5	7.8	40	17	9.7	-	-	2.7
BFF63F2	89	28.5	64	18.6	9	-	-	-	-	-	-
BBB63F2	89	28.5	64	48.6	-	39	19.3	12	67	7	-
BFB63F2	89	28.5	64	48.6	9	39	19.3	12	-	-	3.3

Dimensions in mm

©2025 Mersen. All rights reserved. Mersen reserves the right to change, adapt, limit or discontinue its products. Therefore the data provided herein are for information only and are not contractually binding. To ensure that Mersen provides the best solution to your needs, please contact and provide Mersen with all relevant technical specifications and conditions.

DIMENSIONS

A type dimensions

Front Front Connection (BFF)

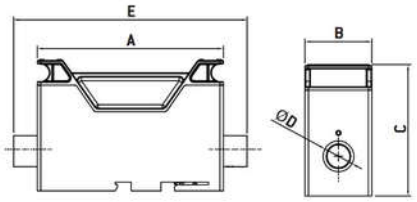

Back Back Connection (BBB)

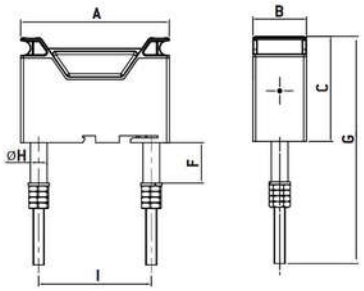

Front Back (Busbar) Connection (BFB)

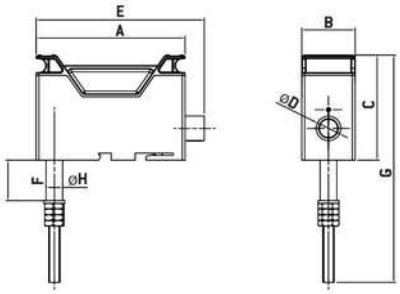

Fuse-Holder type	A	B	C	D	E	F	G	H	I
BFF32A1	77.2	27.5	57	9	97.2	-	-	-	-
BBB32A1	77.2	27.5	57	-	-	28.6	122	11.9	58
BFB32A1	77.2	27.5	57	9	87.2	28.6	122	11.9	-
BFF32A2	99.8	33	56	9	119.8	-	-	-	-
BBB32A2	99.8	33	56	-	-	28.6	122	11.9	76.1
BFB32A2	99.8	33	56	9	109.8	28.6	122	11.9	-
BFF63A3	105.8	38	74.5	17.5	132.8	-	-	-	-
BBB63A3	105.8	38	74.5	-	-	28.6	161	11.9	80
BFB63A3	105.8	38	74.5	17.5	119.3	28.6	161	11.9	-
BFF125A4	134	48.9	97.8	17.5	165.7	-	-	-	-
BBB125A4	134	48.9	97.8	-	-	28.6	184.4	11.9	94.1
BFB125A4	134	48.9	97.8	17.5	149.9	28.6	184.4	11.9	-

Dimensions in mm

Panel drilling dimensions F type

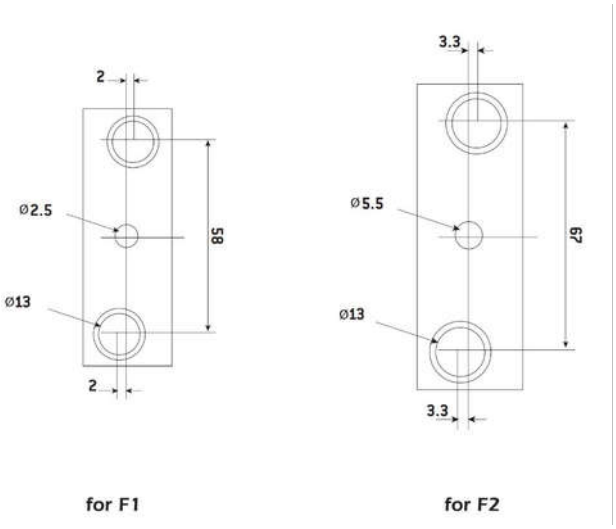

Dimensions in mm

©2025 Mersen. All rights reserved. Mersen reserves the right to change, adapt, limit or discontinue its products. Therefore the data provided herein are for information only and are not contractually binding. To ensure that Mersen provides the best solution to your needs, please contact and provide Mersen with all relevant technical specifications and conditions.

DIMENSIONS

Panel drilling dimensions A type

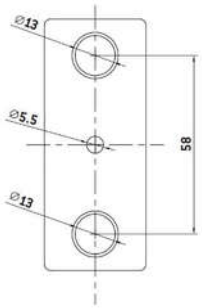

for A1

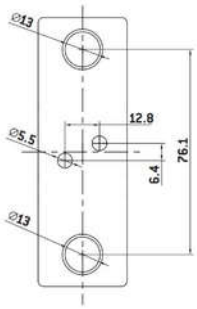

for A2

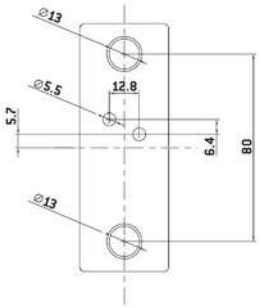

for A3

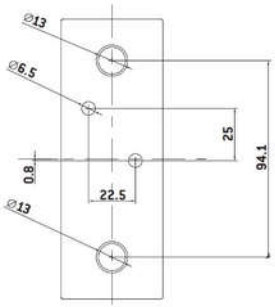

for A4

Dimensions in mm

©2025 Mersen. All rights reserved. Mersen reserves the right to change, adapt, limit or discontinue its products. Therefore the data provided herein are for information only and are not contractually binding. To ensure that Mersen provides the best solution to your needs, please contact and provide Mersen with all relevant technical specifications and conditions.

TECHNICAL CHARACTERISTICS

BS88 FUSE HOLDERS & NEUTRAL LINK

Technical characteristics

SPECIFICATIONS	F1	F2	A1	A2	A3	A4
3 kinds of electrical connections in Black White & Green						
Front connected	BFF32F1	BFF63F2	BFF32A1	BFF32A2	BFF63A3	BFF125A4
Back connected	BBB32F1	BBB63F2	BBB32A1	BBB32A2	BBB63A3	BBB125A4
Front Back connected	BFB32F1	BFB63F2	BFB32A1	BFB32A2	BFB63A3	BFB125A4
Cable cross-section for font connection						
Min: 1 or 2 cables	1 mm^2	1 mm^2	1 mm^2	1 mm^2	1 mm^2	1 mm^2
Max: 1 cable	16 mm^2	25 mm^2	16 mm^2	16 mm^2	50 mm^2	70 mm^2
Max: 2 cables	10 mm^2	16 mm^2	10 mm^2	10 mm^2	25 mm^2	35 mm^2
Type of wire to be used: Copper multi strand or single strand Note: Multistrand cable with maximum 17 strands. For more than 17 strands a circular sleeve at the end of the cable is compulsary						
Lug diameter of the cable for Back & Busbar connection terminal diameter (refer Note)	M6	M8	M6	M6	M8	M8
DIN Rail Mounting	35 mm DIN Rail					
Whether the plastic material complies with RoHS	Thermoplastic Polyamid, RoHS compliant & Fire Retardant					
Diameter of the screw to be used for panel mounting Deep base = 4mm	M5 screw (Pan head/Cheese head)					
Max torque for the mounting screw on the panel	3.5 Nm	4 Nm	3.5 Nm	4 Nm	3.5 Nm	4 Nm
Max torque for the grub screw (back & bus bar connections)	3.5 Nm	4 Nm	3.5 Nm	3.5 Nm	3.5 Nm	4 Nm
Certifcation	ASTA					
Rated Voltage	550 V AC 250 V DC	550 V AC	550 V AC 250 V DC	690 V AC 460 V DC	690 V AC 460 V DC	690 V AC 460 V DC
Rated Current	32 A	63 A	32 A	32 A	63 A	125 A
Rated peak withstand current @ rated voltage	80 kA					
Tool specification for tightening Electric Screw driver / Manual crew driver - Max Torque setting	3.5 Nm	4 Nm	3.5 Nm	4 Nm	4 Nm	4 Nm
Screwdriver bit	Diameter 6 x 100mm					
with working edge thickness of 1mm and width of 7mm	0.8 x 4.8 mm	1 x 6 mm	0.8 x 4.8 mm	1 x 6 mm	1 x 6 mm	1 x 6 mm
U imp according to IEC 60269-1	8 kA					

©2025 Mersen. All rights reserved. Mersen reserves the right to change, adapt, limit or discontinue its products. Therefore the data provided herein are for information only and are not contractually binding. To ensure that Mersen provides the best solution to your needs, please contact and provide Mersen with all relevant technical specifications and conditions.