

6-pole EMERGENCY STOP



6-pole



3-pole EMERGENCY STOP



3-pole

Technical data

		Ex-safety switches 20 A
Marking accd. to 2014/34/EU		Ⓔx II 2 G Ex ed ia IIC T6 / Ⓔx II 2 D Ex tD A21 IP66 T80 °C
EC-Type Examination Certificate		PTB 99 ATEX 1161
IECEx Certificate of Conformity		BKI 07.0012
Marking accd. to IECEx		Ex ed ia IIC T6 Ex tD A21 IP66 T55 °C
Permissible ambient temperature		–20 °C up to +40 °C[1)]
Rated voltage		up to max. 690 V
Rated current		max. 20 A
Frequency		50/60 Hz
Rated making-/rated breaking capacity AC-3 accd. EN 60947-3		U_e 230 V / I_e 20 A U_e 400 V / I_e 20 A U_e 500 V / I_e 16 A U_e 690 V / I_e 10 A
Rated making-/ breaking capacity DC 1/DC 23 accd. EN 60947-3		U_e 60 V / I_e 20 A (1 contact) U_e 120 V / I_e 20 A (2 contacts in series)
Rated making-/ breaking capacity DC-13 (L/R = 100 ms) accd. EN 60947-3		U_e 60 V / I_e 6 A
Switch-disconnector for maintenance accd. to IEC 62262-1		Class 1
Back-up fuse		up to 400 V AC: 35 A gG up to 500 V AC: 35 A gG up to 690 V AC: 25 A gG
Connecting terminals	main contact auxiliary-/Signal contact	max. 2 x 4 mm² (stranded wire or fine wire) / max. 6 mm² (pin cable lug) 2 x 0.5 - 2.5 mm² (option)
Protection class		I
Degree of protection accd. to EN 60529		IP66
Cable glands/enclosure drilling		M20 cable gland see ordering details M25 cable gland see ordering details M32 cable gland see ordering details Option: metal flange with thread
Weight	3-pole 6-pole	approx. 1.48 kg approx. 2.43 kg
Enclosure material		glass-fibre reinforced polyester
Enclosure colour		black
Auxiliary contact (option)		1 x NO making - lagging; breaking - leading 1 x NC (only 6-pole version) making - leading; breaking - lagging
Padlocking facility		can be locked in OFF position with 3 commercially available padlocks (Ø max. 6 mm)

[1)] Other ambient temperatures on request



3-pole



3-pole EMERGENCY STOP



6-pole



6-pole EMERGENCY STOP

Ordering details

Content	Cable gland	Auxiliary contact	Order No.
Safety switch 20 A 3-pole			
3-pole	2 x M32 / 1 x M25	1 NO	**GHG 262 2301 R0001**
3-pole	2 x M32	none	**GHG 262 2304 R0001**
3-pole EMERGENCY STOP	2 x M32 / 1 x M25	1 NO	**GHG 262 2301 R0002**
3-pole EMERGENCY STOP	2 x M32	none	**GHG 262 2304 R0002**
Safety switch 20 A 4-pole			
4-pole	2 x M20	1 NO + 1 NC	**GHG 262 2301 R0007**
4-pole	2 x M32 / 1 x M25	1 NO + 1 NC	**GHG 262 2301 R0009**
4-pole	2 x M32	none	**GHG 262 2304 R0004**
4-pole	2 x M20	none	**GHG 262 2304 R0003**
4-pole EMERGENCY STOP	2 x M32 / 1 x M25	1 NO + 1 NC	**GHG 262 2301 R0010**
Safety switch 20 A 6-pole			
6-pole	4 x M32 / 1 x M25	1 NO + 1 NC	**GHG 262 2601 R0001**
6-pole	4 x M25	1 NO + 1 NC	**GHG 262 2601 R0005**
6-pole EMERGENCY STOP	4 x M32 / 1 x M25	1 NO + 1 NC	**GHG 262 2601 R0002**

Customized version on request, auxiliary contacts in Ex ia available

Accessories

Type	Application	Fixing method	Order No.
Mounting plate for Ex-safety switches 20 A 3-pole			
Size 2	Wall mounting	snap on	**GHG 610 1953 R0104**
Size 2	Pipe clamp	snap on	**GHG 610 1953 R0105**
Size 2	Trellis-work mounting	snap on	**GHG 610 1953 R0106**

Type	Application	Fixing method	Order No.
Mounting plate for Ex-safety switches 20 A 6-pole			
Size 3	Wall mounting	snap on	**GHG 610 1953 R0118**
Size 3	Pipe clamp	snap on	**GHG 610 1953 R0110**
Size 3	Trellis-work mounting	snap on	**GHG 610 1953 R0118**

Type		OU	Order No.
Accessories for mounting plates			
Label holder with type label (blank) for mounting plate size 1, 2, 2A and 3		10	**GHG 610 1953 R0057**
Mounting set for pipes 1" (of 27 - 30 mm) for mounting plates with pipe fixing		10	**GHG 610 1953 R0020**

Type	Application	OU	Order No.
Canopies			
Size 2	for mounting plate size 2	1	**GHG 610 1955 R0102**
Size 2A	for mounting plate size 2A	1	**GHG 610 1955 R0103**
Size 3	for pipe mounting plate size 3 vertical	1	**GHG 610 1955 R0104**
Size 3A	for mounting plates wall/trellis fixing size 3 vertical	1	**GHG 610 1955 R0105**
Size 3B	for mounting plates pipe fixing size 3 horizontal	1	**GHG 610 1955 R0106**

Please pay attention that only order units (OU) according to the ordering details can be delivered.



6-pole EMERGENCY STOP



6-pole



3-pole EMERGENCY STOP



3-pole

Dimension drawing

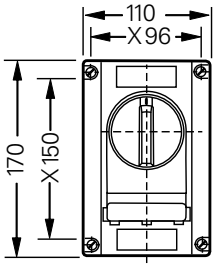

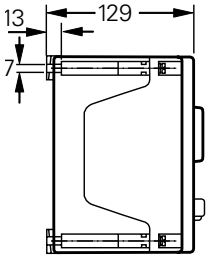

3/4-pole

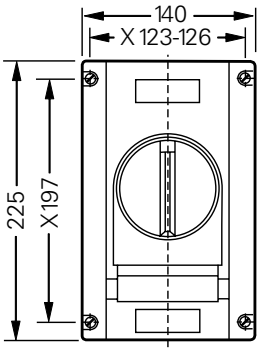

6-pole

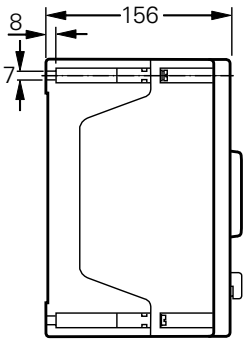

X = fixing dimensions

Dimensions in mm