DATASHEET



AZM 170SK-11ZRKA 110VAC

- 1 Cable entry M 20 x 1.5
- Screw connection
- Manual release
- Thermoplastic enclosure
- Double-insulated
- Compact design
- Interlock with protection against incorrect locking.
- Long life
- High holding force

Data

Ordering data

Product type description	AZM 170SK-11ZRKA 110VAC
Article number (order number)	101144943
EAN (European Article Number)	4030661134925
eCl@ss number, version 12.0	27-27-26-03
eCl@ss number, version 11.0	27-27-26-03
eCl@ss number, version 9.0	27-27-26-03
ETIM number, version 7.0	EC002593
ETIM number, version 6.0	EC002593

Approvals - Standards

Certificates	IFA cULus CCC

General data

Standards	EN ISO 13849-1 EN ISO 14119 EN IEC 60947-5-1
Coding level according to EN ISO 14119	Low
Working principle	electromechanical
Housing material	Plastic, glass-fibre reinforced thermoplastic, self-extinguishing
Gross weight	290 g

General data - Features

Power to lock	Yes
Number of actuating directions	2
Number of auxiliary contacts	1
Number of safety contacts	1

Safety classification

Standards	EN ISO 13849-1
Performance Level, up to	c
Category	1
B_{10D} Normally-closed contact (NC)	2,000,000 Operations
Note	Electrical life on request.
B_{10D} Normally-open contact (NO)	1,000,000 Operations
Note	at 10% I_e and ohmic load
Mission time	20 Year(s)

Safety classification - Safety outputs

Note (B_{10D} Normally open contact (NO))	at 10% I_e and ohmic load

Safety classification - Fault exclusion

Please note:	Can be used when fault exclusion for dangerous damage to the 1-channel mechanism is permissible and sufficient protection against manipulation is guaranteed.
Performance Level, up to	d
Category	3
Note	for 2-channel use and with suitable logic unit.
Mission time	20 Year(s)

Mechanical data

Mechanical life, minimum	1,000,000 Operations
Holding force F_{Zh} in accordance with EN ISO 14119	1,000 N
Holding force F_{max}, maximum	1,300 N
Latching force	30 N
Positive break travel	11 mm
Positive break force per NC contact, minimum	8.5 N
Positive break force, minimum	8.5 N
Actuating speed, maximum	2 m/s
Mounting	Screws
Type of the fixing screws	2x M5
Tightening torque of the fastening screws for the housing cover, minimum	0.7 Nm
Tightening torque of the fastening screws for the housing cover, maximum	1 Nm
Note	Torx T10

Mechanical data - Connection technique

Cable entry	1 x M20 x 1,5
Termination	Screw terminals
Cable section, minimum	0.25 mm²
Cable section, maximum	1.5 mm²

Note	All indications including the conductor ferrules.
Allowed type of cable	solid single-wire solid multi-wire flexible

Mechanical data - Dimensions

Length of sensor	30 mm
Width of sensor	90 mm
Height of sensor	100.5 mm

Ambient conditions

Degree of protection	IP67
Ambient temperature	-25 ... +60 °C
Storage and transport temperature	-25 ... +85 °C
Note (Relative humidity)	non-condensing non-icing
Protection class	II
Permissible installation altitude above sea level, maximum	2,000 m

Ambient conditions - Insulation values

Rated insulation voltage U_i	250 VAC
Rated impulse withstand voltage U_{imp}	4 kV
Overvoltage category	III
Degree of pollution	3

Electrical data

Rated control voltage	110 VAC
Required rated short-circuit current	1,000 A
Electrical power consumption, maximum	12 W

Switching element	1 NO contact, 1 NC contacts
Note (Switching element)	Change-over contact with double break, type Zb or 2 NC contacts, with galvanically separated contact bridges
Switching principle	slow action, positive break NC contact
Maximum switching frequency	1,000 /h
Material of the contacts, electrical	Silver

Electrical data - Magnet control

Magnet switch-on time	100 %
Test pulse duration, maximum	5 ms
Test pulse interval, minimum	50 ms

Electrical data - Safety contacts

Voltage, Utilisation category AC-15	230 VAC
Current, Utilisation category AC-15	4 A
Voltage, Utilisation category DC-13	24 VDC
Current, Utilisation category DC-13	4 A

Electrical data - Auxiliary contacts

Voltage, Utilisation category AC-15	230 VAC
Current, Utilisation category AC-15	4 A
Voltage, Utilisation category DC-13	24 VDC
Current, Utilisation category DC-13	4 A

Other data

Note (applications)	sliding safety guard removable guard hinged safety guard

Scope of delivery

Scope of delivery	Actuator must be ordered separately. Slot sealing plugs

Note

Note (Manual release)	bottom For manual release using M5 triangular key, available as accessory

Ordering code

Product type description:
AZM 170(1)-(2)Z(3)K(4)-(5)-(6)-(7)-(8)

(1)

without	Cut clamps
SK	Screw connection

(2)

11	1 NO contact/1 NC contact
02	2 NC contact

(3)

without	Latching force 5 N
R	Latching force 30 N

(4)

without	Power to unlock
A	Power to lock

(5)

without	Cable entry M20
ST	2 connector, M12, 4-pin
ST-2431	As well as ST; individual solenoid monitoring
ST8	Connector M12 8-pole

(6)

24VAC/DC	Us 24 VAC/DC
110VAC	Us 110 VAC
230VAC	Us 230 VAC

(7)

1637	Gold-plated contacts

(8)

without	Manual release
2197	Manual release from side (Standard in case of conector and power to unlock versions)

Pictures

Product picture (catalogue individual photo)



ID: kazm1f59
| 740.5 kB | .jpg | 352.778 x 395.111 mm - 1000 x 1120 px - 72 dpi
| 55.4 kB | .png | 74.083 x 82.903 mm - 210 x 235 px - 72 dpi
| 64.2 kB | .jpg | 110.419 x 123.472 mm - 313 x 350 px - 72 dpi

Dimensional drawing basic component

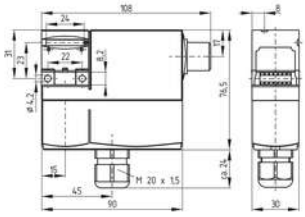

ID: 1azm1g07
| 44.4 kB | .cdr |
| 10.1 kB | .png | 74.083 x 51.506 mm - 210 x 146 px - 72 dpi
| 126.8 kB | .jpg | 352.778 x 245.181 mm - 1000 x 695 px - 72 dpi

Switch travel diagram

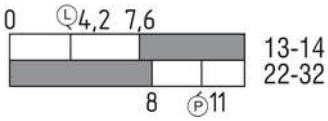

ID: kazm1s02
| 19.7 kB | .cdr |
| 2.0 kB | .png | 74.083 x 25.753 mm - 210 x 73 px - 72 dpi
| 50.1 kB | .jpg | 352.778 x 123.119 mm - 1000 x 349 px - 72 dpi

Diagram

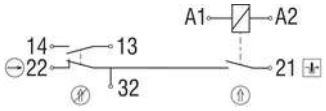

ID: kazm1k20
| 52.4 kB | .ai | 297 x 210.002 mm - 841 x 595 px - 72 dpi
| 45.6 kB | .jpg | 352.778 x 112.183 mm - 1000 x 318 px - 72 dpi
| 2.6 kB | .png | 74.083 x 23.636 mm - 210 x 67 px - 72 dpi

Operating principle

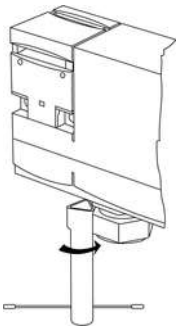

ID: kazm1a70
| 213.5 kB | .jpg | 352.778 x 656.519 mm - 1000 x 1861 px - 72 dpi
| 6.5 kB | .png | 74.083 x 137.583 mm - 210 x 390 px - 72 dpi

Schmersal India Pvt. Ltd., Plot No - G-7/1, Ranjangaon MIDC, Tal. - Shirur, Dist.- Pune 412 220
The details and data referred to have been carefully checked. Images may diverge from original. Further technical data can be found in the manual. Technical amendments and errors possible.
Generated on: 24/12/2024, 7:40 am