Pressure regulator, Series NL6-RGS

2024-04-24

0821302804

AVENTICS Series NL6 Air Preparation Units

The AVENTICS Series NL maintenance units are suitable for all areas: as individual components or as assembled maintenance units, for centralized or decentralized compressed air preparation, in compact or powerful versions, for use in high or low temperatures. This line offers a complete, customizable compressed air preparation technology. It includes an option to combine every component in the Series to achieve the desired function, making it possible to adjust the components precisely to the application requirements.



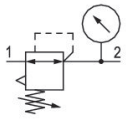

Technical data

Industry	Industrial
Function	Standard pressure regulator
Parts	Pressure regulator
Pressure gauge	with pressure gauge
Mounting orientation	Any
Regulator type	Diaphragm-type pressure regulator
Port	G 1
Nominal flow Qn	15000 l/min
Min. regulation range	0.5 bar
Max. regulation range	10 bar
Min. working pressure	0.5 bar
Max. working pressure	20 bar
Min. ambient temperature	-10 °C
Max. ambient temperature	60 °C
Activation	Mechanical
Regulator function	with relieving air exhaust
Regulator type	Can be assembled into blocks
Pressure supply	single
Lock type	not lockable

Max. internal air consumption q_v	0.5 l/min
Medium	Compressed air Neutral gases
Recommended pre-filtering	5 µm
Weight	1.55 kg

Material

Housing material	Die-cast aluminum
Material front plate	Acrylonitrile butadiene styrene
Seal material	Acrylonitrile butadiene rubber
Part No.	0821302804

Technical information

The pressure dew point must be at least 15 °C less than ambient and medium temperature and may not exceed 3 °C.

Nominal flow Qn with secondary pressure p2 = 6 bar at Δp = 1 bar

The rear pressure gauge connection on the pressure regulator is closed with a blanking plug, the front connection is open. Depending on the customer application, a second blanking plug may be necessary. Please order separately (see accessories).

A change in the flow direction (from air supply on the left to air supply on the right) occurs by rotating installation by 180° about the vertical axis. Please see the operating instructions for further details.

Relieving exhaust (≤ 0.3 bar over set pressure)

With rear exhaust (>3 bar)

Mounting: mounting bracket 1821336017 / block assembly kit 1827009593

Pressure gauge enclosed separately

Pressure regulator, Series NL6-RGS

2024-04-24

0821302804

Dimensions

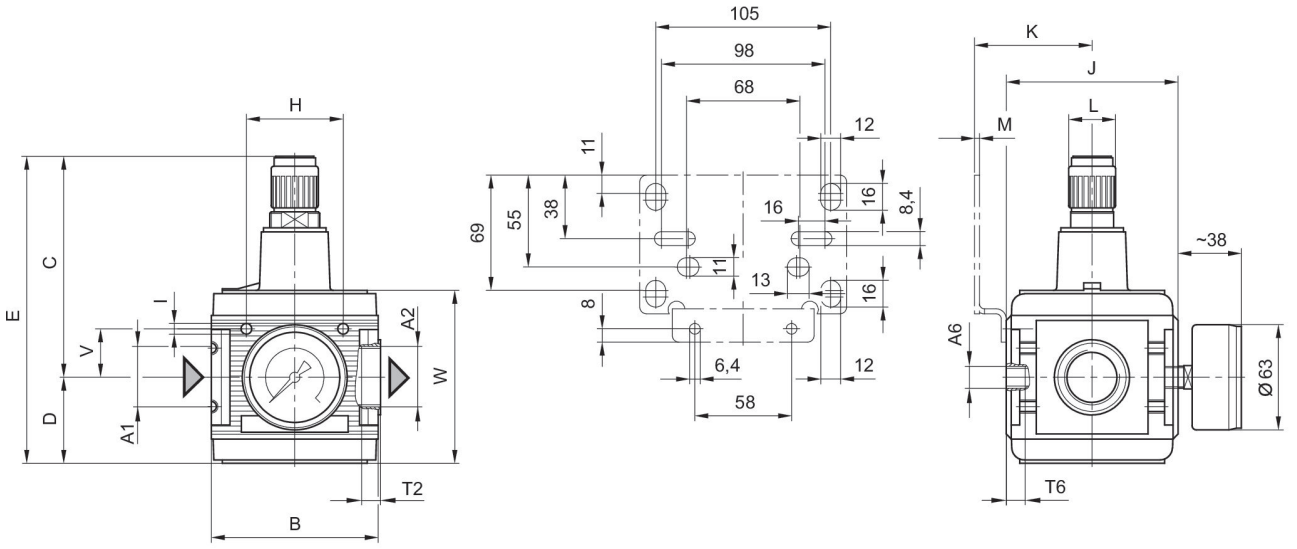

A1 = input
A2 = output
A6 = output

Dimensions in mm

Part No.	A1	A2	A6	B	C	D	E	H	I
0821302801	G 3/4	G 3/4	G 1/4	100	132	51.5	183.5	58	M6
0821302802	G 1	G 1	G 1/4	100	132	51.5	183.5	58	M6
0821302803	G 3/4	G 3/4	G 1/4	100	132	51.5	183.5	58	M6
0821302804	G 3/4	G 1	G 1/4	100	132	51.5	183.5	58	M6

Part No.	J	K	L	M	T2	T6	V	W
0821302801	103	70.5	28	3	18	7	29	103.5
0821302802	103	70.5	28	3	18	7	29	103.5
0821302803	103	70.5	28	3	18	7	29	103.5
0821302804	103	70.5	28	3	18	7	29	103.5

Pressure regulator, Series NL6-RGS

2024-04-24

0821302804

Flow rate characteristic (secondary range p2: 0.5 - 10 bar)

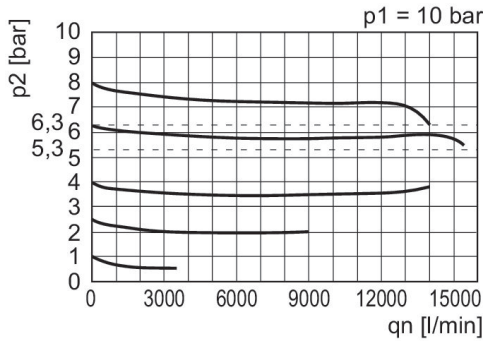

p1 = Working pressure
p2 = Secondary pressure
qn = Nominal flow

Pressure characteristics curve

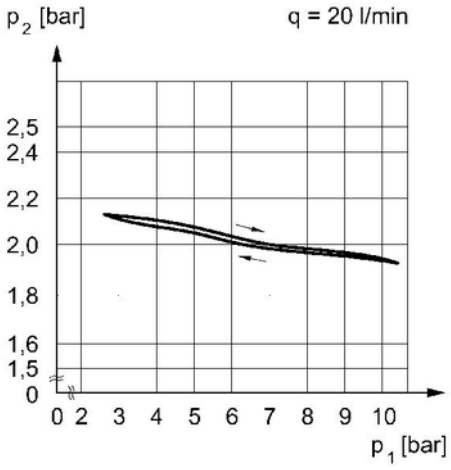

p1 = Working pressure
p2 = Secondary pressure
q = flow rate