Table 16-77. Auxiliary Contacts

	Conventional Thermal Current, Open at 60°C $I_{th} = I_e$, AC-1 in Amps	Poles	Contact Configuration	Circuit Symbol	Pkg. Qty.	Screw Terminals Catalog Number	Spring Cage Terminals Catalog Number
Frame B – C — Front (Top) Mount							
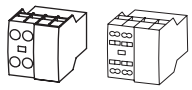	16	2	2NO		5	**XTCEXFAC20**	**XTCEXFACC20**
	16	2	1NO-1NC		5	**XTCEXFAC11**	**XTCEXFACC11**
	16	2	2NC		5	**XTCEXFAC02**	**XTCEXFACC02**
	16	2	$1NO_E$-$1NC_L$		5	**XTCEXFALC11** ①	**XTCEXFALCC11** ①
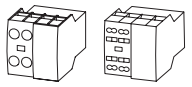	16	2	1NO-1NC		5	**XTCEXFDC11** ②	**XTCEXFDCC11** ②
	16	2	2NC		5	**XTCEXFCC02** ②	**XTCEXFCCC02** ②
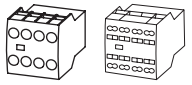	16	4	4NO		5	**XTCEXFAC40**	**XTCEXFACC40**
	16	4	3NO-1NC		5	**XTCEXFAC31**	**XTCEXFACC31**
	16	4	2NO-2NC		5	**XTCEXFAC22**	**XTCEXFACC22**
	16	4	1NO-3NC		5	**XTCEXFAC13**	**XTCEXFACC13**
	16	4	4NC		5	**XTCEXFAC04**	**XTCEXFACC04**
	16	4	$1NO_E$-$1NC_L$		5	**XTCEXFCLC22** ①	**XTCEXFCLCC22** ①
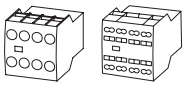	16	4	2NO-2NC		5	**XTCEXFCC22** ②	**XTCEXFCCC22** ②

① 1 early-make contact ($1NO_E$), 1 late-break contact ($1NC_L$).

② To avoid duplicate terminal numbers in contact sequence, these auxiliary contacts should only be used with contactors having a built-in 1NO contact (XTCE...B10_, XTCE...C10_).

16

Technical Data ..... **Page 18-26**