HE3600
Miniature Single In-line Reed Relay



Description

The HE3600 is a miniature reed relay in a SIL package with a normally open contacts capable of switching up to 200Vdc at 10W. It is available with 5V, 12V, and 24V coils and has external magnetic shield and diode suppressed coil options.

Features & Benefits

- Sub-miniature size and single in line configuration allows very high packing densities, minimizing space and cost
- Transfer molded package gives maximum component protection
- Lower power coil consumption than competing electromechanical devices
- Hermetically sealed switching contact is immune to the effects of its environment
- Miniature single in-line package
- Optional coil suppression diode to protect coil drive circuits
- Normally open contact version
- RoHS Compliant
- External magnetic shield option
- Diode suppression option
- UL Recognized to UL 508 as an Industrial Control Switch

Agency Approvals

Agency	Agency File Number
c UL us	E47258

Note: Not all parts are UL Recognized. Contact Littelfuse for specific parts and agency approval ratings.

Dimensions

Dimensions in mm (inch)

Relay Type	Body Type	L	W	H
HE3600	Transfer Molded	19.05 (.750)	5.08 (.200)	7.45 (.293)
	External Shield	19.70 (.776)	5.65 (.222)	7.87 (.310)

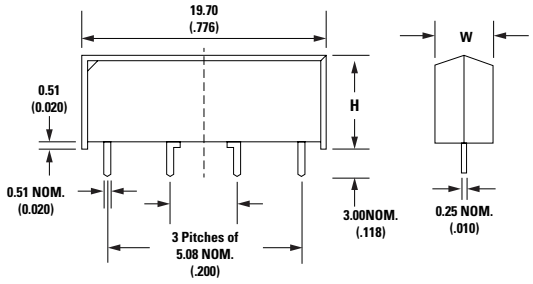

Applications

- Security Systems
- Telecom Equipment
- Process Control Systems
- Automatic Test Equipment
- Instrumentation

© 2020 Littelfuse, Inc.
Specifications are subject to change without notice.
Revised: BA.12/16/20

HE3600
Miniature Single In-line Reed Relay

Table 2
Electrical and Operating Characteristics @ 25°C

Characteristics			Contact Type Form A SPST-NO Standard Relay Type HE3621A
Contact Rating[1]	Power, Switching	Watt - Max.	10
	Voltage, Switching[2]	Vdc - Max. Vac - Max	200 140
	Current, Switching[3]	Adc - Max. Aac - Max.	0.5 0.35
	Current, Carry	Adc - Max.	1.2
Voltage Hold-off[4]	Across Open Contacts Contacts to Coil Between Isolated Terminals	Vdc - Min. Vac - Min. Vac - Min.	250 1500 1500
Resistance	Contact, Initial Insulation Across Open Contacts Insulation Between Isolated Terminals	Ω Max. Ω Min. Ω Min.	0.150 10^{10} 10^{10}
Timing	Operate Time Release Time	ms - Max. ms - Max.	1.0 1.0
Environmental	Temperature, Operating Temperature, Storage[5] Vibration Resistance Shock Resistance	°C °C G - Max. 10-2000 Hz. G - Max. 11 ms ½ sine	-40 to +85 -40 to +105 20 50

Notes:
1. Contact rating - Product of the switching voltage and current should never exceed the wattage rating. Contact Littelfuse for additional load/lofe information.
2. When switching inductive and/or capacitive loads, the effects of transient voltages and/or currents should be considered. Refer to Application Notes AN108A & AN107 for details.
3. Electrical Load Life Expectancy - Contact Littelfuse with voltage current values along with type of load.
4. Breakdown Voltage - Per MIL-STD-202, Method 301.
5. Storage Temperature - Long time exposure at elevated temperature may degrade solderability of the leads.

Table 3
Coil Characteristics @ 25°C

Contact Form & Type	Electrical & Operating Characteristics	Dimensions	Part Number	Nominal Coil Voltage Vdc	Coil Resistance ±10% Ohms	Must Operate Vdc	Must Release Vdc	Maximum Coil Voltage Vdc	Top View 2.54mm (0.1") Grid Dot on Case: Pin 1 Numbers not printed on case.
1A SPST-NO	See Table 2	See Table 1	HE3621A0500 HE3621A1200 HE3621A2400	5 12 24	500 1000 2150	3.75 8.0 16.0	0.5 1.0 2.0	14 22 31	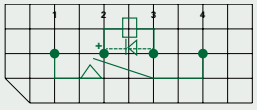

© 2020 Littelfuse, Inc.
Specifications are subject to change without notice.
Revised: BA.12/16/20

HE3600
Miniature Single In-line Reed Relay

HE3600 PCB Layout
(Bottom View)

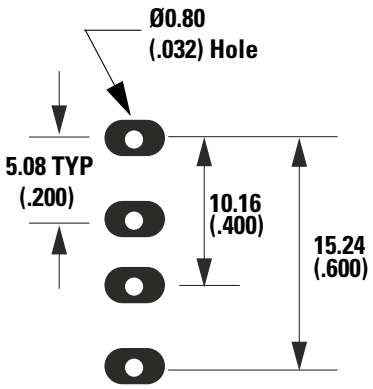

Part Numbering System

HE3600 - X - XX - XX

Model Number
HE3621 - Standard

Contact Type
A - Form A (SPST-NO)

Standard Coil
05 - 5 Volt
12 - 12 Volt
24 - 24 Volt

General Options
00 - No Options
10 - Diode Suppressed Coil
40 - External Magnetic Shield
50 - Ext. Magnetic Shield & Diode

Note: Not all combinations of Part Number suffixes are available. Contact Littelfuse for details.

Packaging

Packaging Option	Packaging Specification	Quantity	Quantity & Packaging Code	Taping Width
Bulk	Bulk	5367/5600	N/A	N/A

Disclaimer Notice - Information furnished is believed to be accurate and reliable. However, users should independently evaluate the suitability of and test each product selected for their own applications. Littelfuse products are not designed for, and may not be used in, all applications. Read complete Disclaimer Notice at http://www.littelfuse.com/disclaimer-electronics.

© 2020 Littelfuse, Inc.
Specifications are subject to change without notice.
Revised: BA.12/16/20