Directional valves → Electrically operated

5/3-way valve, Series TC08

► Qn = 700 l/min ► pipe connection ► compressed air connection output: G 1/8 ► Electr. connection: Plug, ISO 15217, form C ► manual override: with detent



00120256

Version	Spool valve, zero overlap
Sealing principle	soft sealing
Mounting on manifold strip	P-strip
Working pressure min./max.	See table below
Control pressure min./max.	3 bar / 10 bar
Ambient temperature min./max.	-10°C / +50°C
Medium temperature min./max.	-10°C / +50°C
Medium	Compressed air
Max. particle size	5 μm
Oil content of compressed air	0 mg/m³ - 5 mg/m³
Connector standard	ISO 15217:2000
Protection class according to EN 60529:2000 with electrical connector/plug	IP 65
Duty cycle	100 %
Switch-on time	11 ms
Switch-off time	11 ms
Generic emission standard in accordance with	EN 50081:1992
mounting screw tightening torque	2 Nm
Materials:	
Housing	Polyamide, fiber-glass reinforced
Seals	Acrylonitrile Butadiene Rubber; Polyurethane
Front plate	Polyamide, fiber-glass reinforced

Technical Remarks

- The pressure dew point must be at least 15 °C under ambient and medium temperature and may not exceed 3 °C.
- The oil content of air pressure must remain constant during the life cycle.
- Use only the approved oils from Bosch Rexroth, see chapter „Technical information“.

Operating voltage			Voltage tolerance			Power consumption	Switch-on power		Holding power	
DC	AC 50 Hz	AC 60 Hz	DC	AC 50 Hz	AC 60 Hz	DC	AC 50 Hz	AC 60 Hz	AC 50 Hz	AC 60 Hz
						W	VA	VA	VA	VA
-	24 V	24 V	-	-10% / +10%	-10% / +10%	-	2.2	2	1.6	1.4
24 V	-	-	-10% / +10%	-	-	2	-	-	-	-
-	110 V	110 V	-	-10% / +10%	-10% / +10%	-	2.2	2	1.6	1.4
-	230 V	230 V	-	-10% / +10%	-10% / +10%	-	2.2	2	1.6	1.4

	MO	Compressed air connection			Operating voltage			Flow conductance		Flow rate value	Part No.
		Input	Output	Exhaust	DC	AC 50 Hz	AC 60 Hz	b	C	Qn	
									[l/(s*bar)]	[l/min]	
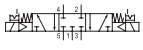		G 1/8	G 1/8	G 1/8	- 24 V - -	24 V - 110 V 230 V	24 V - 110 V 230 V	0.34	3	700	R422000098 **0820061001** 0820061002 **0820061003**

Part numbers marked in bold are available from the central warehouse in Germany, see the shopping basket for detailed information

Directional valves → Electrically operated

5/3-way valve, Series TC08

► Qn = 700 l/min ► pipe connection ► compressed air connection output: G 1/8 ► Electr. connection: Plug, ISO 15217, form C ► manual override: with detent

	MO	Compressed air connection			Operating voltage			Flow conductance		Flow rate value	Part No.
		Input	Output	Exhaust	DC	AC 50 Hz	AC 60 Hz	b	C	Qn	
									[l/(s*bar)]	[l/min]	
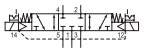		G 1/8	G 1/8	G 1/8	24 V	-	-	0.34	3	700	**0820061051**
					-	110 V	110 V				0820061052
					-	230 V	230 V				0820061053
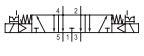		G 1/8	G 1/8	G 1/8	-	24 V	24 V	0.34	3	700	R422000100
					24 V	-	-				**0820061011**
					-	110 V	110 V				0820061012
					-	230 V	230 V				0820061013
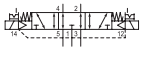		G 1/8	G 1/8	G 1/8	24 V	-	-	0.34	3	700	**0820061061**
					-	110 V	110 V				0820061062
					-	230 V	230 V				0820061063
		G 1/8	G 1/8	G 1/8	-	24 V	24 V	0.34	3	700	R422000102
					24 V	-	-				**0820061021**
					-	110 V	110 V				0820061022
					-	230 V	230 V				0820061023
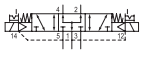		G 1/8	G 1/8	G 1/8	24 V	-	-	0.34	3	700	0820061071
					-	110 V	110 V				0820061072
					-	230 V	230 V				0820061073

Part No.	Working pressure min./max.	Weight	Note
	[bar]	[kg]	
R422000098 **0820061001** 0820061002 **0820061003**	3 / 10	0.178	1)
0820061051 0820061052 0820061053	-0.9 / 10	0.178	2)
R422000100 **0820061011** 0820061012 0820061013	3 / 10	0.178	1)
0820061061 0820061062 0820061063	-0.9 / 10	0.178	2)
R422000102 **0820061021** 0820061022 0820061023	3 / 10	0.178	1)
0820061071 0820061072 0820061073	-0.9 / 10	0.178	2)

MO = Manual override
1) Pilot: internal
2) Pilot: external
Nominal flow Qn at 6 bar and Δp = 1 bar

Directional valves → Electrically operated

5/3-way valve, Series TC08

► Qn = 700 l/min ► pipe connection ► compressed air connection output: G 1/8 ► Electr. connection: Plug, ISO 15217, form C ► manual override: with detent

Dimensions

