Product data sheet

Specifications



Telemecanique Capacitive proximity sensors XT, cylindrical Ø 32 mm, plastic, Sn 20 mm, cable 2 m

XT232A1FBL2

Main

Range of product	Telemecanique Capacitive proximity sensors XT
Sensor type	Capacitive proximity sensor
Product specific application	Detection of insulated or conductive materials
Sensor name	XT2
Sensor design	Cylindrical Ø 32 mm plain
Size	80 mm
Body type	Fixed
Detector flush mounting acceptance	Non flush mountable
Material	Plastic
Enclosure material	Plastic
Type of output signal	Discrete
Wiring technique	2-wire
[Sn] nominal sensing distance	20 mm
Discrete output function	1 NC
Output circuit type	AC
Electrical connection	Cable
Cable length	2 m
[Us] rated supply voltage	24...240 V AC 50...60 Hz
Maximum delay response	30 ms
IP degree of protection	IP67 double insulation conforming to IEC 60529

Complementary

Detection face	Frontal
[Sa] assured operating distance	0…15 mm
Adjustment zone	0…22 mm
Differential travel	< 1...20 % Sr
Repeat accuracy	< 5 % Sr
Wire insulation material	PVC

Disclaimer: This documentation is not intended as a substitute for and is not to be used for determining suitability or reliability of these products for specific user applications

Status LED	Output state indication: 1 LED (yellow)
Supply voltage limits	20…265 V AC
Switching frequency	<= 15 Hz
Maximum voltage drop	<10 V (closed)
Current consumption	< 4 mA
Maximum delay first up	200 ms
Maximum delay recovery	30 ms
Maximum switching current	300 mA
Marking	CE
Setting-up	Sensitivity by potentiometer
Length	80 mm
Net weight	0.4 kg

Environment

Standards	EN/IEC 60947-5-2
Product certifications	cULus
Ambient air temperature for operation	-10…60 °C
Vibration resistance	10 gn amplitude = 1 mm (f = 10…55 Hz) conforming to IEC 60068-2-6
Shock resistance	30 gn for 11 ms conforming to IEC 60068-2-27
Resistance to electrostatic discharge	4 kV contact conforming to IEC 61000-4-2 8 kV air conforming to IEC 61000-4-2
Resistance to electromagnetic fields	3 V/m conforming to IEC 61000-4-3
Resistance to fast transients	2 kV conforming to IEC 61000-4-4

Packing Units

Unit Type of Package 1	PCE
Number of Units in Package 1	1
Package 1 Weight	210.0 g
Package 1 Height	4 cm
Package 1 width	13 cm
Package 1 Length	14 cm
Unit Type of Package 2	S02
Number of Units in Package 2	25
Package 2 Weight	5.664 kg
Package 2 Height	15 cm
Package 2 width	30 cm
Package 2 Length	40 cm

Offer Sustainability

REACh Regulation	REACh Declaration
REACh free of SVHC	Yes
EU RoHS Directive	Pro-active compliance (Product out of EU RoHS legal scope) EU RoHS Declaration

Toxic heavy metal free	Yes
Mercury free	Yes
RoHS exemption information	Yes
California proposition 65	WARNING: This product can expose you to chemicals including: Diisononyl phthalate (DINP), which is known to the State of California to cause cancer, and Di-isodecyl phthalate (DIDP), which is known to the State of California to cause birth defects or other reproductive harm. For more information go to www.P65Warnings.ca.gov

Contractual warranty

Warranty	18 months

Product data sheet XT232A1FBL2

Dimensions Drawings

Dimensions

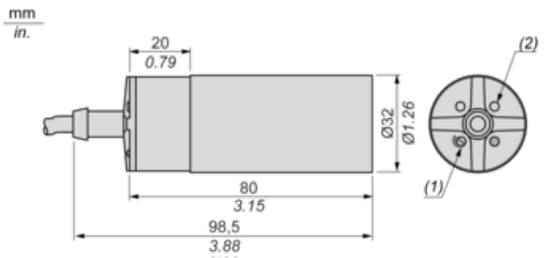

(1) Adjustment potentiometer

(2) LED

Mounting Accessory Included

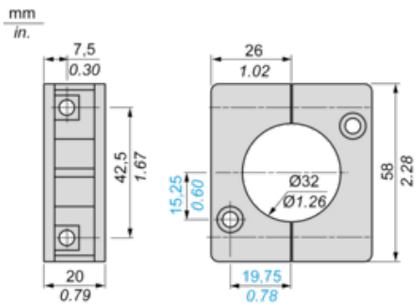

Product data sheet XT232A1FBL2

Mounting and Clearance

Setting-up

Minimum Mounting Distances (mm)

Side by side

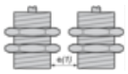

e(1) ≥ 65

Face to face



e(2) ≥ 120

Facing a metal object

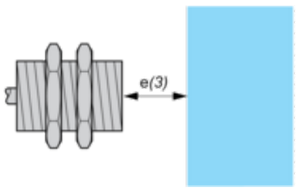

e(3) ≥ 60

Mounted in support

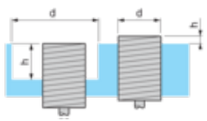

d ≥ 100

h ≥ 30

Adjustment

Sensitivity Adjustment

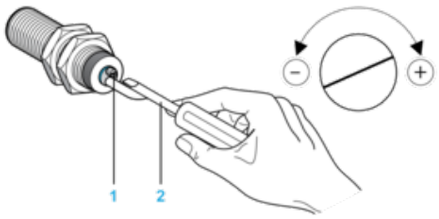

(1) Adjustment potentiometer

(2) Screwdriver (included with sensor)

Wiring Diagram

Pre-cabled

2-wire AC NC Output

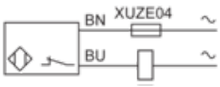

(BU) Blue

(BN) Brown