Dimensions – Lever Arms

Straight Arms

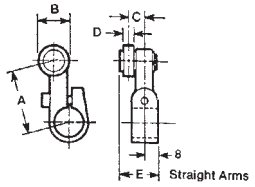

Arm Type	A	B	C	D	E
B1	38	19	10	6	23
B2	38	25	10	6	23
B3	38	35	10	6	23
B7	64	19	10	6	23
B8	64	25	10	6	23
B9	64	35	10	13*	23
B12	38	19	13	13*	29
B13	38	25	13	13*	29
B14	38	35	13	13*	29

* Two 6mm wide rollers

Offset Arms

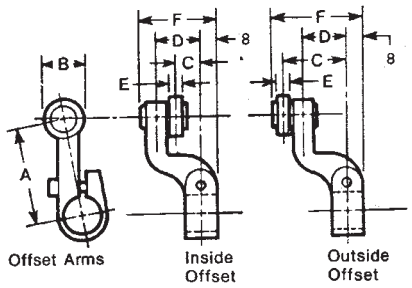

Inside Offset

Arm Types	A	B	C	D	E	F
C1	38	19	0	10	6	25
C2	38	25	0	10	6	25
C3	38	35	0	10	6	25
F4	48	19	12	21	6	37
F5	48	25	12	21	6	37
F6	48	35	12	21	6	37

Outside Offset

Arm Types	A	B	C	D	E	F
D1	38	19	19	10	6	33
D2	38	25	19	10	6	33
D3	38	35	19	10	6	33
E4	48	19	31	21	6	44
E5	48	25	31	21	6	44
E6	48	35	31	21	6	44

Type R18, R19, R20 Arms

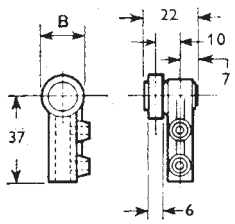

Arm Type	Dimension B
R18	19
R19	25
R20	35

Type R17 Key Stock Type Arm

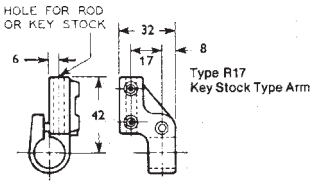

90° Forked Arms

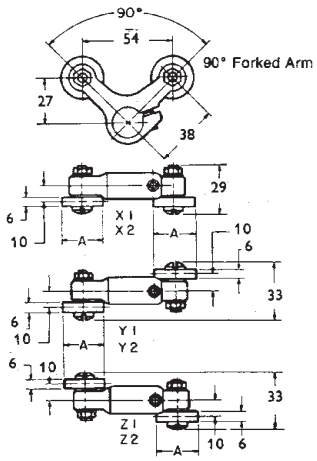

Type	Dimension A
X1, Y1, Z1	19
X2, Y2, Z2	25

120° Forked Arms

Note: Rollers are removable making it possible to reverse their position on the arm.

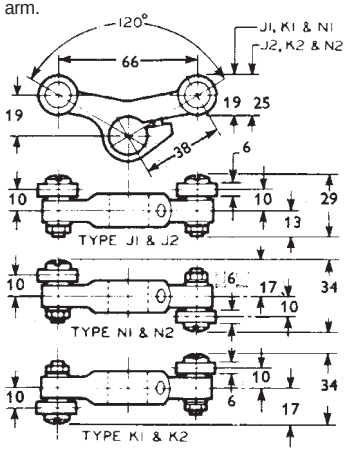

Types B16 & D4 Arms

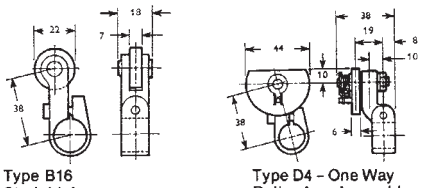

Type G10 Weld-On Arm

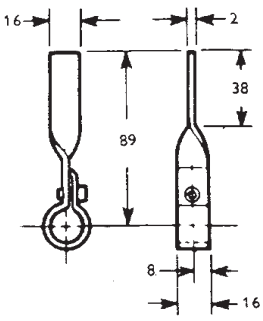

All Dimensions in Millimetres