W 9 1 5 6 0 1 8 2 0 1 1 1 A 0 6

XS7-T / XS8-T

Telemecanique

Inductive proximity sensors / Détecteurs de proximité inductifs
Induktive Näherungsschalter / Detectores de proximidad inductivos
Interruttori di prossimità induttivi / Detectores de proximidade indutivos

XS7/8-T2 (26x26 mm.) XS7/8-T4 (40x40 mm.)

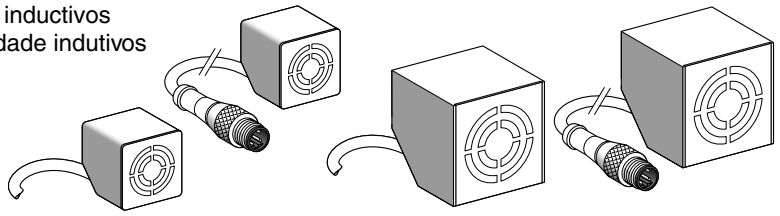

⚠ DANGER / PELIGRO / DANGER

HAZARDOUS VOLTAGE Disconnect all power before servicing equipment. **Electric shock will result in death or serious injury.**	**TENSION PELIGROSA** Desenergice el equipo antes de realizarle servico. **Una descarga eléctrica podrá causar la muerte o lesiones serias.**	**TENSION DANGEREUSE** Couper l'alimentation avant de travailler sur cet appareil. **Une électrocution entrainera la mort ou des blessures graves.**

Mechanical installation
Mise en œuvre mécanique
Mechanische Installation
Instalación mecánica
Messa in opera meccanica
Instalação mecânica

XS7/8-T2

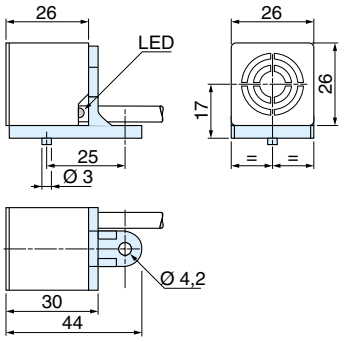

XS7/8-T4

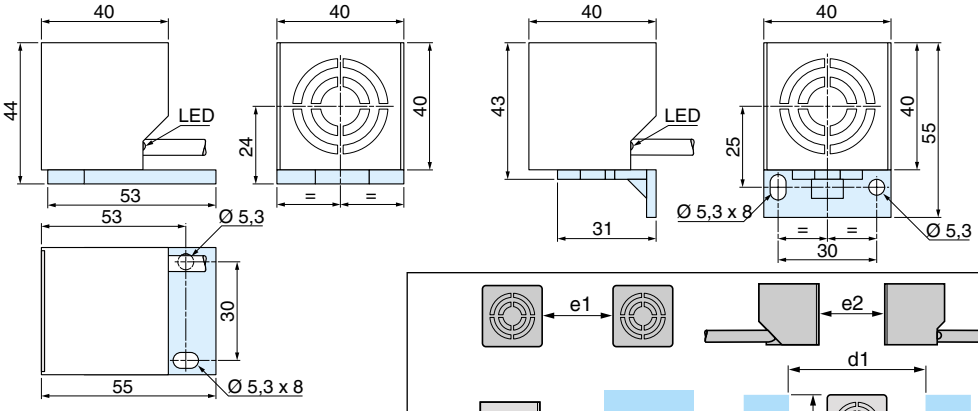

		Sn (mm)	e1 ≥	e2 ≥	e3 ≥	d1 ≥	h ≥
Operating temperature / Température de fonctionnement Betriebstemperatur / Temperatura de funcionamiento Temperatura di funzionamento / Temperatura de funcionamento **- 25 ... + 70 °C / - 13 ... + 158 °F**	**XS7-T2**	10	25	110	30	26	0
	XS7-T4	15	38	120	45	40	26
	XS8-T2	15	40	120	45	78	0
	XS8-T4	20	60	160	60	120	40

Head orientation
Orientation de la tête
Ausrichtung des Kopfteils
Orientación de la cabeza
Orientamento della testa
Orientação da cabeça

XS7/8-T2

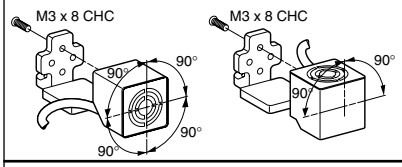

XS7/8-T4

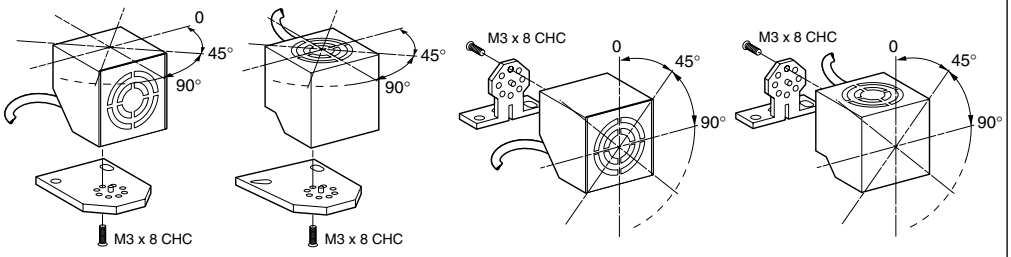

Electrical installation
Mise en œuvre électrique
Elektrische Installation
Instalación eléctrica
Messa in opera elettrica
Instalação elétrica

XS•-T•DA210/214LD/214LD01

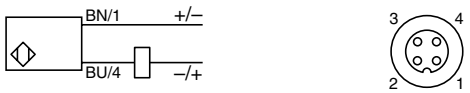

XS•-T••C440/440LD

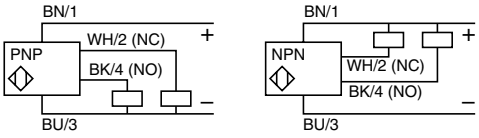

	XS•-T•DA210/214LD/214LD01	XS•-T••C440/440LD
Voltage limits **(1)**	⎓ 10...58 V	⎓ 10...58 V
Load switching capacity **(2)**	1,5...100 mA	0...200 mA
Voltage drop **(3)**	≤ 5,2 V	≤ 2 V
Leakage current **(4)**	≤ 0,7 mA	≤ 0,1 mA
Current consumption **(5)**	–	≤ 10 mA

(1) Limite de tension / Betriebsspannung / Límites de tensión / Limiti di tensione / Limites de tensão
(2) Courant commuté / Schaltstrom / Intensidad conmutada / Corrente commuta / Corrente comutada
(3) Tension de déchet / Spannungsfall (Ausgang durchgesteuert) / Tensión residual / Caduta di tensione / Tensão de defeito
(4) Courant résiduel / Reststrom (Ausgang gesperrt) / Intensidad residual / Corrente residual / Corrente residual
(5) Courant consommé / Leerlaufstrom / Intensidad consumida / Corrente consumata / Corrente consumida

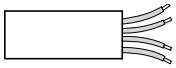

BN	Brown	Brun	Braun	Marrón	Marron	Castanho
BU	Blue	Bleu	Blau	Azul	Blu	Azul
BK	Black	Noir	Schwarz	Negro	Nero	Preto
WH	White	Blanc	Weiß	Blanco	Bianco	Branco

Installation precautions
Précautions de mise en œuvre
Vorsicht bei der Inbetriebnhame
Precautión de instalatión
Consigli di messa in opera
Precaução de instalação

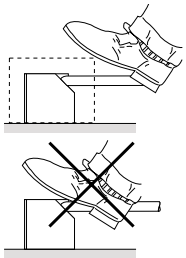

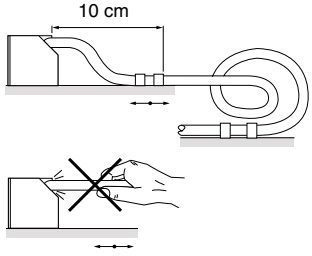

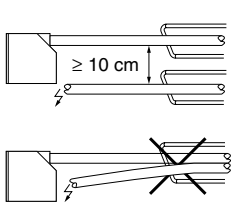

Indication, Signalisation
Funktionsanzeige, Señalización
Segnalazione, Sinalização

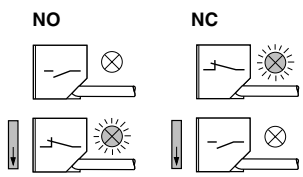

W91560182011 A06 1/2

Machine cabling accessories
Constituants de câblage machine
Zubehör für Maschinen-Anschlußtechnik
Contituyentes de conexionado
Accessori di cablaggio
Constituintes de cablagem

XS•-T••••••**LD**

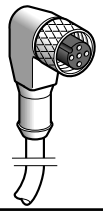
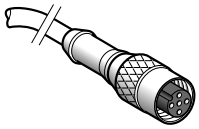
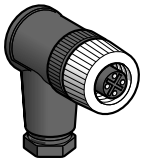
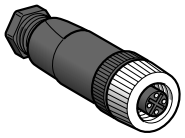

Dimensions **Encombrements** **Abmessungen** **Dimensiones** **Dimensioni d'ingombro** **Altravancamentos**	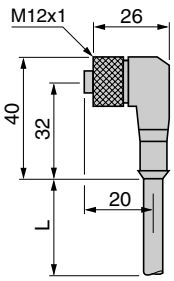	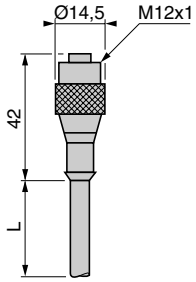	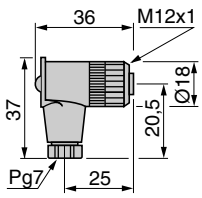	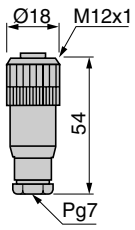
PvR L = 2 m.	**XZ-CP1241L2**	**XZ-CP1141L2**	**–**	**–**
PvR L = 5 m.	**XZ-CP1241L5**	**XZ-CP1141L5**	**–**	**–**
7P (Pg7)	**–**	**–**	**XZ-CC12FCM40B**	**XZ-CC12FDM40B**

Connection schemes **Schémas de raccordement** **Anschlußpläne** **Esquemas de conexión** **Schemi di collegamento** **Esquemas de ligação**	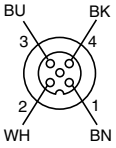	

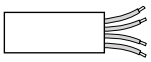

BN	Brown	Brun	Braun	Marrón	Marron	Castanho
BU	Blue	Bleu	Blau	Azul	Blu	Azul
BK	Black	Noir	Schwarz	Negro	Nero	Preto
WH	White	Blanc	Weiß	Blanco	Bianco	Branco

W915601820111 A06 2/2